



HUDSON

Approved

SERVICE TOOLS



MANUAL OF SERVICE TOOLS APPROVED FOR HUDSON BUILT CARS



TO YOU
OUR CUSTOMERS

The confidence and goodwill evidenced in us by Dealers over the past 17 years is keenly appreciated and valued as one of our greatest assets. We realize that in order to merit this confidence we must continue to render a genuine service to all dealers by building meritorious products that will justify your goodwill and future patronage. To that end, we repeat the statement made at the inception of this business:

"Hinckley-Myers is dedicated to the cause of Service Betterment . . . providing all dealers with means of improving service thru the medium of intelligently designed tools and equipment . . . proven for the job . . . providing a dependable source thru which all tool needs and problems can be cleared . . . saving dealer expense by limiting equipment to essential requirements and by reason of direct sale . . . providing an attractive finance plan at lowest obtainable cost."

MANUAL NO. 4

COPYRIGHT

1940

KENT-MOORE ORGANIZATION, INC.

MANUFACTURERS OF FLAT
RATE TOOLS AND EQUIPMENT

HINCKLEY-MYERS

DIVISION

KENT-MOORE

Jackson Michigan

WEST COAST WAREHOUSE: 6647 FOOTHILL BLVD., OAKLAND, CALIFORNIA

3

WAYS TO PURCHASE

1 CASH WITH ORDER

YOU SAVE* 5% by sending check with your order. You take no risk as all items are guaranteed and full amount will be refunded if not entirely satisfied.

2 C. O. D.

If desired shipment can be made by Parcel Post or Express C.O.D. or Sight Draft/Bill of Lading by Freight.

3 LOW COST TIME PAYMENT

Only 20% down—\$5.00 per \$100.00 per year—12 months to pay on orders over \$100.00—6 months on orders from \$50.00 to \$100.00.

Cash, Check or Money Order for 20% of the total value of the order must accompany the order. To the unpaid balance add 5% if it is desired to pay over the period of one year. Divide by 12 to determine amount of each monthly payment. If 6 months is desired, add 2½% to unpaid balance and divide by 6. For 3 months' time, add 1¼% and divide by 3. NO FURTHER INTEREST OR COLLECTION CHARGE. Send the order and down payment—we will draw the notes and send to you for signature.

[All published prices of Hinckley-Myers Tools and Equipment are based on the policy of direct shipment to Hudson Distributors and Dealers and are Net Prices. All shipments are made F.O.B. the factory or warehouse. Prices subject to change without notice.]

* Except motor testing equipment indicated by asterisk.

MAIL ORDERS DIRECT TO
Hinckley Myers.....Jackson, Michigan

Pacific Coast Dealers may send their orders to our
warehouse at 6647 Foothill Blvd., Oakland, California.

A

RRANGEMENT OF MANUAL

COMPLETE SERVICE—DEPARTMENTALIZED

is your effective weapon for combating competitive effort.

Offering Complete Service to your customers gives them confidence in your service facilities and eliminates the possibility of their going elsewhere for repair work which should logically come to you.

Every progressive Hudson Distributor and Dealer should make an effort to give Complete Departmentalized Service, because it is not only profitable in itself but also leads to additional maintenance and repair work.

With this thought in mind, we have divided our Manual into fourteen major divisions, each of which illustrate and describe the tools and equipment pertaining to that particular department.

By arranging the Manual in this form, tools and equipment for any service operation can be quickly located. A General Numerical and Alphabetical Index is provided for your convenience. In addition, each department division is indexed Numerically.

GUARANTEE Each tool carries the guarantee that if it fails to perform and do the job for which it is designed, it will be replaced free of charge at any time within one year from date of purchase.

	Page
ENGINE	6-19
CLUTCH	21-22
TRANSMISSION	24-31
REAR AXLE	33-37
STEERING & FRONT SUSPENSION	39-42
CHASSIS	44-45
BRAKE	47-49
ENGINE TUNE-UP	51-60
WHEEL ALIGNMENT	62-66
BODY	68-94
RADIATOR	96
ELECTRICAL & BATTERY	98-101
HEADLIGHT	103-106
GENERAL EQUIPMENT	108-115
NUMERICAL INDEX	117-118
ALPHABETICAL INDEX	119-123

SHIPPING INFORMATION

The information on this page is for your convenience in determining the transportation charges on your orders. It will enable you to specify the method of shipment you prefer—FREIGHT, EXPRESS OR PARCEL POST. The weight of every item is given in the Manual. Simply add up the shipping weights of all the items ordered and refer

to the Rate Map for freight charges or to the tables below for express and parcel post charges.

If no preference is stated, shipment will go forward in the manner we consider most advantageous to you.



FREIGHT

Freight is the most economical way to have your shipment made when its total weight is 100 lbs. or more. The railroads classify material shipped over their lines as 1st Class, 2nd Class, 3rd Class, etc. The rates shown on the above rate map are 1st class per hundred-weight

and are based on less than carload (L.C.L.) shipments from Jackson, Michigan, or Oakland, Cal. Rates for 2nd and 3rd class are correspondingly lower.

Items in this manual are classed as follows:

1st Class

ELECTRIC DRILLS, GRINDERS
CAR WASHERS
PAINTING OUTFITS
MOTOR TESTERS
BATTERY EQUIPMENT

2nd Class

VICES
PRESSES
JACKS
CHAIN HOISTS
MECHANICS' TOOLS
(WRENCHES, DRIVERS,
PULLERS, ETC.)

3rd Class

MOTOR STANDS
STEEL BENCHES

EXPRESS

The table below shows the approximate express charge on shipments for various distances from shipping point.

Wt. in Lbs.	DISTANCES								
	50 miles	150 miles	300 miles	500 miles	750 miles	1,000 miles	1,250 miles	1,500 miles	1,800 miles
5	\$0.39	\$0.41	\$0.45	\$0.48	\$0.52	\$0.56	\$0.61	\$0.69	\$0.76
10	.43	.48	.56	.62	.69	.77	.87	1.02	1.17
15	.47	.54	.66	.75	.86	.99	1.14	1.36	1.58
20	.51	.61	.77	.89	1.03	1.20	1.40	1.70	1.99
25	.55	.67	.87	1.02	1.20	1.41	1.66	2.04	2.40
30	.59	.74	.98	1.16	1.37	1.62	1.92	2.37	2.81
35	.63	.80	1.08	1.29	1.54	1.84	2.19	2.71	3.22
40	.67	.87	1.19	1.43	1.71	2.05	2.45	3.05	3.63
45	.71	.93	1.29	1.56	1.88	2.26	2.71	3.39	4.04
50	.75	1.00	1.40	1.70	2.05	2.47	2.97	3.72	4.45
55	.79	1.06	1.50	1.83	2.22	2.69	3.24	4.06	4.86
60	.83	1.13	1.61	1.97	2.39	2.90	3.50	4.40	5.27
65	.87	1.19	1.71	2.10	2.56	3.11	3.76	4.74	5.68
70	.91	1.26	1.82	2.24	2.73	3.32	4.02	5.07	6.09
75	.95	1.32	1.92	2.37	2.90	3.54	4.29	5.41	6.50
80	.99	1.39	2.03	2.51	3.07	3.75	4.55	5.75	6.91
85	1.03	1.45	2.13	2.64	3.24	3.96	4.81	6.09	7.32
90	1.07	1.52	2.24	2.78	3.41	4.17	5.07	6.42	7.73
95	1.11	1.58	2.34	2.91	3.58	4.39	5.34	6.76	8.14

PARCEL POST

Refer to the table below to find out how much postage your shipment will take.

Wt. in Lbs.	ZONES							
	Local	1st, up to 50 miles	2nd, 50 to 150 miles	3rd, 150 to 300 miles	4th, 300 to 600 miles	5th, 600 to 1,000 miles	6th, 1,000 to 1,400 miles	7th, 1,400 to 1,800 miles
1	\$0.07	\$0.08	\$0.08	\$0.09	\$0.10	\$0.11	\$0.12	\$0.14
2	.08	.10	.10	.11	.14	.17	.19	.23
3	.08	.11	.11	.13	.17	.22	.26	.32
4	.09	.12	.12	.15	.21	.27	.33	.41
5	.09	.13	.13	.17	.24	.33	.40	.50
10	.12	.18	.18	.27	.42	.59	.75	.95
15	.14	.24	.24	.37	.59	.86	1.10	1.40
20	.17	.29	.29	.47	.77	1.12	1.45	1.85
25	.19	.35	.35	.57	.94	1.39	1.80	2.30
30	.22	.40	.40	.67	1.12	1.65	2.15	2.75
35	.24	.46	.46	.77	1.29	1.92	2.50	3.20
40	.27	.51	.51	.87	1.47	2.18	2.85	3.65
45	.29	.57	.57	.97	1.64	2.45	3.20	4.10
50	.32	.62	.62	1.07	1.82	2.71	3.55	4.55
55	.34	.68	.68	1.17	1.99	2.98	3.90	5.00
60	.37	.73	.73	1.27	2.17	3.24	4.25	5.45
65	.39	.79	.79	1.37	2.34	3.51	4.60	5.90
70	.42	.84	.84	1.47	2.52	3.77	4.95	6.35

ENGINE

INDEX

No.	Name	Page
HM 3-R	Connecting Rod Bending Iron	16
HM 82	Stud Remover	6
HM 466-B	Oil Pan Assembly Pins	13
HM 559	Valve Stem Guide Remover	8
J 129-1-2-3	Valve Stem Guide Reamers	8
J 267	Valve Stem Guide Remover	8
J 269	Valve Stem Guide Remover	8
J 377	Main Bearing Cap Puller	13
J 397	Valve Tappet Assembly Remover and Replacer	6
J 398	Valve Tappet Wrench Set	7
J 471	Crankshaft Gear Puller	12
J 478	Valve Tappet Feeler Gauge	7
J 483	Crankshaft Gear and Balancer Replacer	12
J 587-A	Valve Spring Insertor	7
J 676-C	Harmonic Balancer Puller	12
J 733-B	Water Pump Reconditioning Set	15
J 743	Spark Plug Socket Wrench	15
J 874-H	Connecting Rod and Piston Aligner	9
J 878	Piston Insertor	16
J 883-A	Valve Stem Guide Replacer	8
J 888	Piston Feeler and Scale	16
J 892	Valve Spring Retainer Insertor	6
J 915	Valve Spring Lifter	6
J 1218	Piston Vise	10
J 1264	Tension Wrench	14
J 1300	Tension Wrench	14
J 1313	Tension Wrench	14
J 1315	Tension Wrench	14
J 1454	Oil Check Valve Remover and Replacer	13
KMO 122	Valve Stem Guide Cleaner	9
KMO 174	Cylinder Rebooring Machine	18
KMO 219	Air Operated Valve Grinder	10
KMO 294	Valve Refacer	11
KMO 913	Cylinder Gauge	16
KMO 1000-A B-C	Cylinder Hone	17
KMO 7004	Carbon Cleaning Brush	10
U 15	Valve Spring Tester	10
U 99	Engine Stand	19
J 1218	Piston Vise	10

• ALL ITEMS Sold with a MONEY BACK GUARANTEE •

ENGINE

STUD WRENCH

HM-82

F.O.B. Jackson, Mich., \$1.95

F.O.B. Oakland, Calif., \$2.00

Weight 1 lb.
All Models



VALVE TAPPET ASSEMBLY REMOVER AND REPLACER


J 397

Weight 1/4 lb.

F.O.B. Jackson, Mich., \$1.00

F.O.B. Oakland, Calif., \$1.10

1933-1941



VALVE SPRING LIFTER

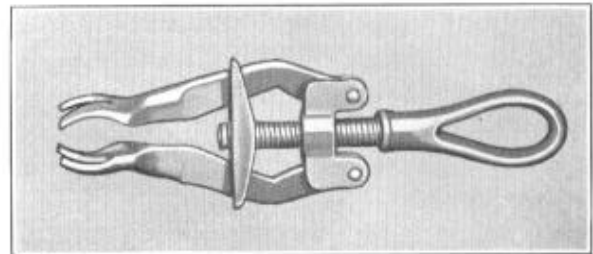

J 915

F.O.B. Jackson, Mich., \$1.75

F.O.B. Oakland, Calif., \$1.95

Weight 1 1/4 lbs.

1933-1941 Models



VALVE SPRING RETAINER INSERTER

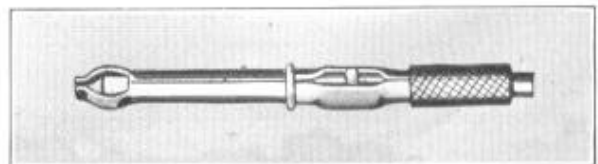

J 892

F.O.B. Jackson, Mich., \$0.75

F.O.B. Oakland, Calif., \$0.80

Weight 1/2 lb.

1933-1941—Models




• SAVE MONEY—BUY DIRECT *From Service Tool* HEADQUARTERS •

ENGINE

VALVE SPRING INSERTER

J 587-A

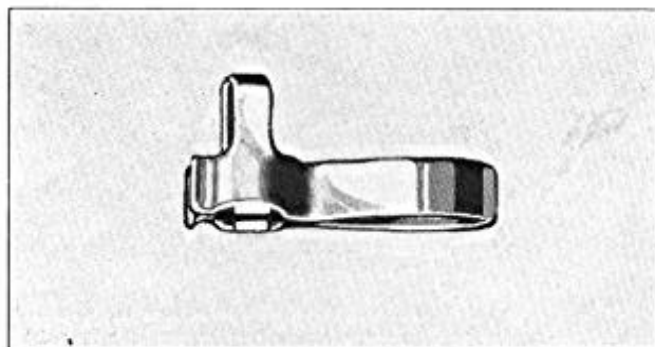


F.O.B. Jackson, Mich., \$0.50

F.O.B. Oakland, Cal., \$0.55


Weight 3 oz.

1933-1941 Models



VALVE TAPPET WRENCH SET

J 398




F.O.B. Jackson, Mich., \$1.25

F.O.B. Oakland, Cal., \$1.35


Weight 1 1/2 lbs.

Set of Three
1933-1941 Models



VALVE TAPPET GAUGE

J 478




F.O.B. Jackson, Mich., \$0.45

F.O.B. Oakland, Cal., \$0.50

Furnished with .006" and .008" blades.

Weight 3 oz.


1933-1941 Models




• **SAVE MONEY—BUY DIRECT** *From Service Tool* **HEADQUARTERS** •

ENGINE


VALVE STEM GUIDE REMOVER



		F.O.B. Jackson, Mich.	F.O.B. Oakland, Calif.
HM 559 (5/16")	1933-1935 Models	\$0.60	\$0.70
J 269 (3/8")	1936-1937 Models	.75	.80
J 267 (11/32")	1938-1941 Models	.95	1.00
Weight 3/4 lb. each			



VALVE STEM GUIDE REPLACER



J 883-A


Furnished with 5/16" and 3/8" and 11/32" Pilots.

F.O.B. Jackson, Mich., \$2.75

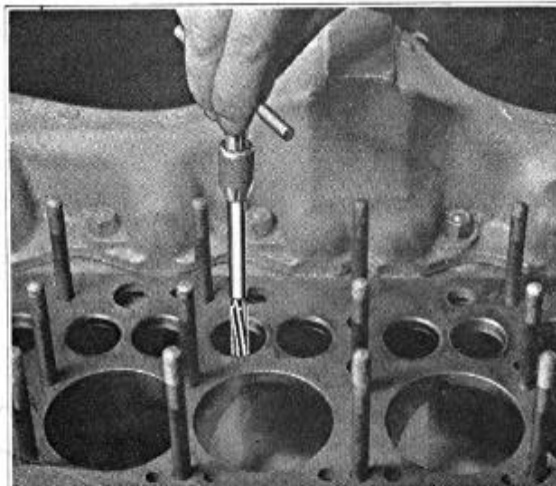
F.O.B. Oakland, Cal., \$3.05

Weight 2 1/2 lbs.


1933-1941 Models



VALVE STEM GUIDE REAMERS



		F.O.B. Jackson, Mich.	F.O.B. Oakland, Calif.
J 129-1 (5/16")	1933-1935 Models	\$2.00	\$2.20
J 129-3 (3/8")	1936-1937 Models	2.00	2.20
J 129-2 (11/32")	1938-1941 Models	2.00	2.20
Weight 1/4 lb. each			



• BUY DIRECT From Service Tool HEADQUARTERS •

ENGINE

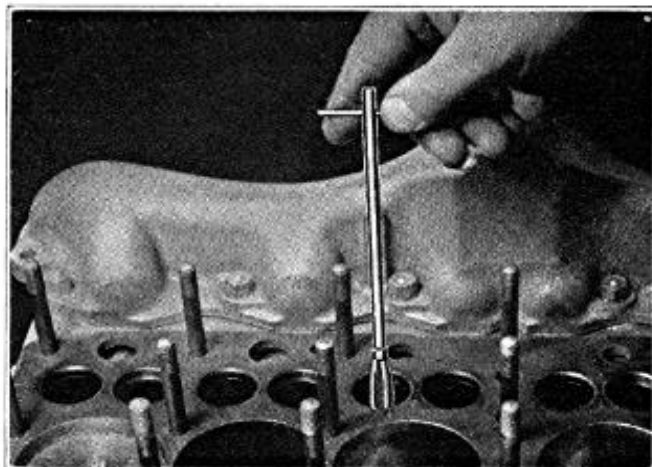
VALVE STEM GUIDE CLEANER

KMO 122

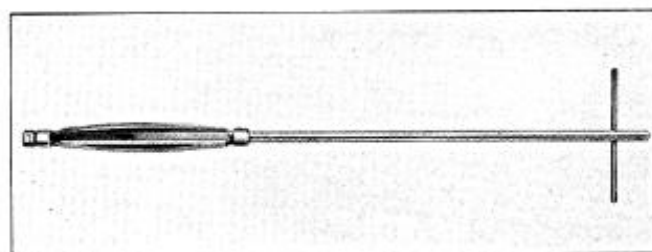
F.O.B. Jackson, Mich., \$0.70

F.O.B. Oakland, Cal., \$0.70

Weight 2 oz.



All Models




CONNECTING ROD AND PISTON ALIGNER

J 874-H


F.O.B. Jackson, Mich., \$38.50

F.O.B. Oakland, Cal., \$40.00

Weight 60 lbs.



All Models



This connecting Rod and Piston Aligner checks any length or size of connecting rod and piston quickly and accurately. The remarkable features of this aligner are the adjustable surface plate, and facilities for piston pin reaming. The adjustable surface plate makes possible the checking of any length connecting rod. Merely turning the knurled locking nut instantly makes it possible to adjust the surface plate to any desired position. Piston reamer furnished with the aligner is used with the guide bushing assuring perfect alignment of connecting rod bushing.

• ALL ITEMS *Sold with a* MONEY BACK GUARANTEE •

ENGINE

PNEUMATIC VALVE GRINDER

KMO 219

F.O.B. Jackson, Mich., \$15.75

F.O.B. Oakland, Cal., \$17.00

Sturdy—lightweight—sensitive—adjustable speeds—finger tip control—Roto-Oscillating Action. This grinder is sturdily built, but extremely light in weight. The touch is so sensitive the operator feels when the valve is properly seated. It is impossible to "ring" a valve with this grinder.

A number of speeds may be selected from 600 to 6000 strokes per minute merely by turning the knurled adjusting screw to the left of the trigger. As the valve is rapidly oscillated back and forth, it automatically moves forward one-sixth of a revolution at each stroke. This roto-oscillating movement is essential in generating compression-tight valve seats, free from "valley" and "high spots."

Specifications: The Grinder comes complete with 8 feet of Fabric Covered Hose and Connections, Valve Lift Spring, Universal Valve Driving Chuck, and Rubber Suction Cup.



CARBON REMOVING BRUSH

KMO 7004

F.O.B. Jackson, Mich., \$1.15

or Oakland, Cal.

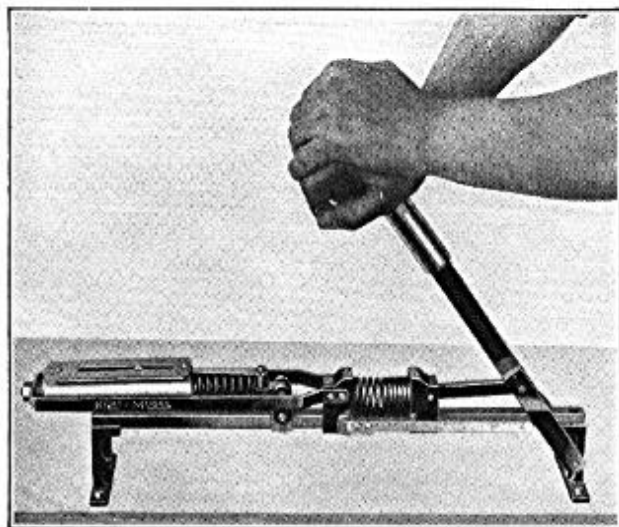
Very useful in removing carbon from cylinder heads, tops of pistons, valve parts, etc. Leaves fine burnished surface upon which it is hard for carbon to collect. Used with Electric Drills.

Diameter of brush, $1\frac{1}{4}$ ".

Length of wire, $1\frac{1}{8}$ ".

Spindle, $\frac{1}{4}$ " diameter.

Weight $\frac{1}{4}$ lb.




PISTON VISE

J 1218

All Models

F.O.B. Jackson, Mich., \$6.00

F.O.B. Oakland, Cal., \$6.60



A hand nut at the end of the clamping screw insures against overtightening and squeezing the piston out of round. It serves the purpose of holding the piston while removing piston pin and connecting rod, and prevents bending of the rod as may happen if the assembly is held in the ordinary vise.

Weight 12 lbs.

VALVE SPRING TESTER

U 15

All Models


F.O.B. Jackson, Mich., \$12.50

F.O.B. Oakland, Cal., \$13.50

The valve springs should be checked on every valve reconditioning job because weak valve springs affect both power and economy. Each valve spring should be checked in the Valve Spring Tester U-15, by compressing it to a length of 2" indicated on the scale. At this length the spring should register from 35 to 40 pounds on the spring scale.

Weight 7 lbs.

• BUY DIRECT From Service Tool HEADQUARTERS •



ELECTRIC VALVE REFACER (Wet Type)

KMO 294

F.O.B. Jackson, Mich.,
or Oakland, Cal., \$175.00

Designed and constructed to give the service shop many years of trouble-free performance with precision and finish heretofore unequalled, except in factory production.

FEATURES

WET GRINDING

This is a built-in feature which prevents surface burning and distortion and insures greater precision and superior finish. Lengthens life of refacer by minimizing wear due to free abrasive being deposited in motor, bearings, and other parts. Trouble-free pump and 5 pint sump capacity provide ample cooling.

WORKHEAD

Doweled for 30, 45 and 90 degree valves. Quick acting clutch permits operator to stop workhead to inspect work without stopping motor. Lever type cross-feed is smooth and fast.

MICROMETER FEED

Enables operator to know at all times the amount of metal being removed from valve face, stem or other part being ground. Can be set to remove exact amount of metal necessary.

COLLETS

New and improved type. Wider range permits handling mushroom type and large stems. Screw type closing provides extra leverage without danger of marring work or causing working parts to seize or bind. Double-ended, it

provides a firm support at two separated points insuring accurate centering and perfect alignment.

Available in three ranges No. 809 Standard (furnished with refacer), 9/32" to 9/16"; No. 810 Large 1/2" to 3/4" and No. 811 Short, 1/4" to 1/2".

V BELT DRIVE

For smooth, vibrationless power. Positive belt adjustments are provided.

STANDARD EQUIPMENT

No. 809 Standard Collet 1/32" to 9/16"
No. 804 Standard Diamond Dresser
No. 805 90° Diamond Dresser, less Diamond
Standard Grinding Wheel—4 1/2" diameter by 1/2" face
V. Block
110 volt, 60 cycle A.C. 1/4 H.P. Motor

The following net charges will be made for special motor specifications: 220 volt, 60 cycle, A.C., 220 volt, 50 cycle A.C., 110 volt, 25 cycle, A.C., 220 volt, 25 cycle A.C., 1/4 H.P. Motor, \$5.00 extra. D.C. 1/4 Motors, \$10.00 extra.

EXTRA EQUIPMENT, PARTS, ETC.

No. 810	Collet, range 1/2" to 3/4"	\$12.00
No. 811	Collet, short type, range 1/4" to 1/2"	12.00
No. 803	Rocker Arm Grinding Attachment	7.50
No. 806	Standard Grinding Wheel 4 1/2"	2.50
No. 807	Coarse Grinding Wheel 4 1/2"	2.50
No. 1200	Workhead Belt	1.00
No. 14R16	High Speed Spindle Belt	1.00
No. 1313	Coolant Pump Belt	1.00
	Water-mix Grinding Concentrate	.50

• **SAVE MONEY—BUY DIRECT** *From Service Tool* **HEADQUARTERS** •

ENGINE

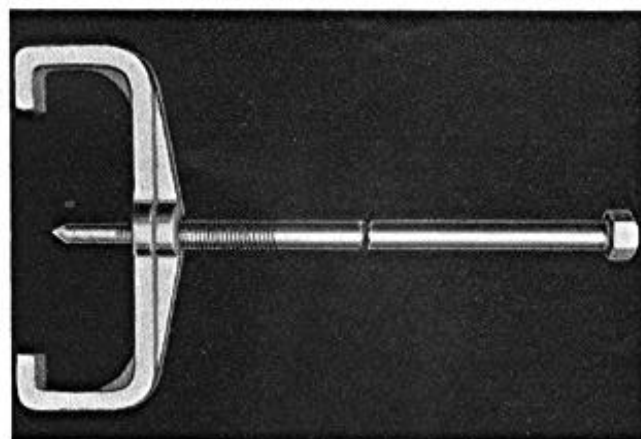

VIBRATION DAMPNER PULLER

F.O.B. Jackson, Mich., \$4.95

F.O.B. Oakland, Cal., \$5.40

Weight 4 lbs.

J 676-C 1936-1941 Models



CRANKSHAFT GEAR PULLER



J 471

F.O.B. Jackson, Mich., \$7.75

F.O.B. Oakland, Cal., \$8.55

Weight 2 1/2 lbs.

1933-1941 Models



CRANKSHAFT GEAR AND VIBRATION DAMPNER REPLACER



J 483

F.O.B. Jackson, Mich., \$6.75

F.O.B. Oakland, Cal., \$7.45

Weight 3 lbs.

1933-1941 Models



• BUY DIRECT From Service Tool HEADQUARTERS •

ENGINE

MAIN BEARING CAP REMOVER



J 377

F.O.B. Jackson, Mich., \$3.75

F.O.B. Oakland, Cal., \$4.15

Weight 3 1/2 lbs.

1933-1941 Models



OIL PAN ASSEMBLY PINS


HM 466-B

F.O.B. Jackson, Mich., \$0.35

F.O.B. Oakland, Cal., \$0.40

Weight 2 oz.

All Models



OIL CHECK VALVE REMOVER AND REPLACER


J 1454

F.O.B. Jackson, Mich., \$2.25

F.O.B. Oakland, Cal., \$2.45

Weight 1 lb.

1933-1941 Models



• ALL ITEMS Sold with a MONEY BACK GUARANTEE •

ENGINE

TENSION INDICATING WRENCHES



No. J 1264—For heavy duty work.

Dial calibrated in foot pounds from 0-200

$\frac{1}{2}$ " square drive—Length 23 inches—Weight 3 lbs.

Price **F.O.B. Jackson, Mich., \$6.50**
F.O.B. Oakland, Cal., \$7.00

No. J 1313—An all purpose Wrench.

Dial calibrated in foot pounds from 0-150

$\frac{1}{2}$ " square drive—Length 17 inches—Weight 2 lbs.

Price **F.O.B. Jackson, Mich., \$6.50**
F.O.B. Oakland, Cal., \$7.00

No. J 1300—Ideally designed for work where tension readings up to 50 lbs. are required.

Dial calibrated in foot lbs. from 0-50

$\frac{1}{2}$ " square drive—Length 12 inches—Weight 1 lb.

Price **F.O.B. Jackson, Mich., \$6.00**
F.O.B. Oakland, Cal., \$6.50

No. J 1315—Especially designed for fine adjustments.

Dial calibrated in individual foot pounds from 0-25

Combination $\frac{1}{2}$ " and $\frac{3}{8}$ " square drive—Length 12 inches—Weight 1 lb.

Price **F.O.B. Jackson, Mich., \$6.00**
F.O.B. Oakland, Cal., \$6.50

Elimination of small gears, glass dials, actuating rods, pull strings and other similar complicated mechanisms are accomplished in the "Jiffy" Torque Indicating Wrench, resulting in a compact, lightweight, perfectly balanced Wrench with permanent accuracy. Every Wrench is thoroughly tested to insure accuracy and uniformity at all scale readings.

The value of uniform tightening has long been recognized as essential in industry of all kinds and an inexpensive, accurate torque wrench has been badly needed, which is now made available in the "Jiffy."

There is no longer any reason to work under a handicap or experience service failures through improper tightening when a wide range of torque wrenches make it possible to obtain the right one for your needs.

Take a tip from Motor Car Manufacturers who have learned the importance of uniform tightening in eliminating distortion and consequent failure of certain parts because of unequal or excessive tightening.

Whatever your job may be, whether industrial assembly, maintenance or installation, you'll find a "Jiffy" Torque Indicating Wrench to fit your requirements.

The "Jiffy" Equal-Tension Wrench is sturdily constructed with heavy, ground, spring-steel shaft with pointer which remains rigid. The scale is conveniently placed near the handle grip and is accurately calibrated in foot pounds of tension, all you will ever require and the scale indicates tension in either direction. It is permanently adjusted, light in weight and of rugged construction, with no moving parts to get out of order. The extremely small head of the wrench permits its use in places normally inaccessible with other tension wrenches. It is permanently equipped with $\frac{1}{2}$ " square adapter and can be used with all $\frac{1}{2}$ " square drive sockets and attachments.

Fully chrome plated and highly polished with knurled handle that promotes a positive grip. Overall length 23 inches.

• BUY DIRECT From Service Tool HEADQUARTERS •

ENGINE


SPARK PLUG SOCKET WRENCH

J 743


F.O.B. Jackson, Mich., \$1.75

F.O.B. Oakland, Cal., \$1.95

Weight 1 lb.



1933-1941 Models



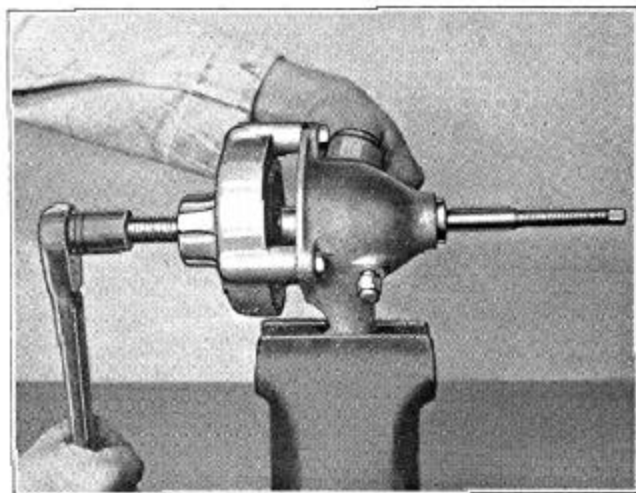
WATER PUMP RECONDITIONING SET COMPLETE

J 733-B


F.O.B. Jackson, Mich., \$15.25

F.O.B. Oakland, Cal., \$16.75

Weight 7 lbs.



1936-1941 Models



Set Consists of

- | | |
|----------------|--------------------|
| 1. Body | 5. Bushing Roller |
| 2. Thumb Screw | 6. Driver |
| 3. Cutter | 7. Bushing Pilot |
| 4. Driver | 8. Burnishing Tool |

BURNISHING TOOL

J 733-A-1

F.O.B. Jackson, Mich., \$2.75

F.O.B. Oakland, Cal., \$3.05

Dealers having set J 733-A may purchase this tool separately to bring set up to date.

• **SAVE MONEY—BUY DIRECT** *From Service Tool* **HEADQUARTERS** •

ENGINE

CONNECTING ROD BENDING IRON

HM 3-R

F.O.B. Jackson, Mich., \$2.65

F.O.B. Oakland, Cal., \$2.85

Weight 5 lbs.



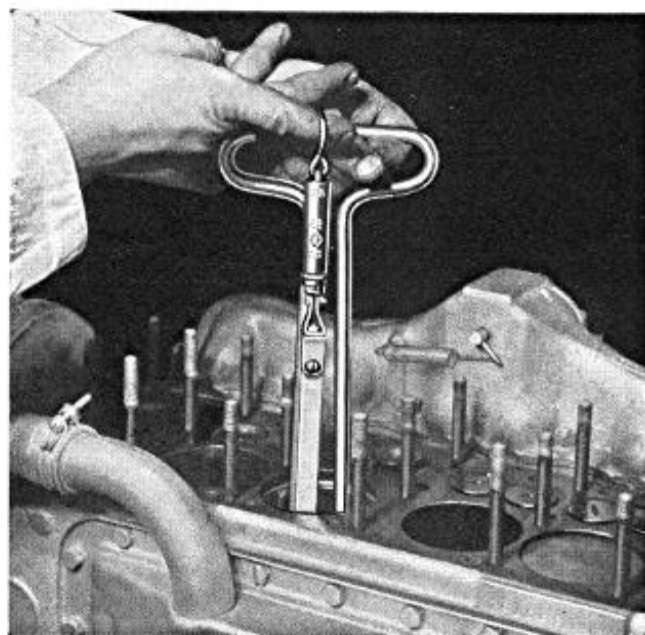
PISTON FEELER AND SCALE

J 888

F.O.B. Jackson, Mich., \$2.50

F.O.B. Oakland, Cal., \$2.75

Weight 1 1/4 lbs.



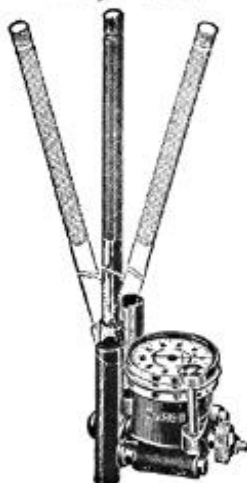
CYLINDER GAUGE

KMO 913

F.O.B. Jackson, Mich., \$15.75

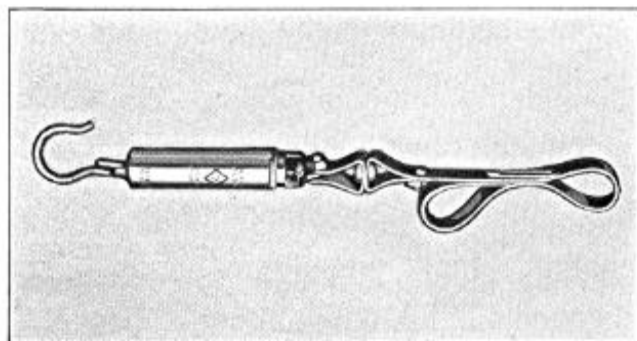
F.O.B. Oakland, Cal., \$16.50

Weight 5 lbs.



Furnished with .0015" blade—extra .002" or .003" blades 20c each.

1933-1941 Models



PISTON INSERTER


J 878

F.O.B. Jackson, Mich., \$3.25

F.O.B. Oakland, Cal., \$3.60

Weight 1/2 lb.

1936-1941 Models



• BUY DIRECT From Service Tool HEADQUARTERS •

ENGINE

CYLINDER HONE

KMO 1000-A

HONE only

\$45.00

Range $2\frac{5}{8}$ " to $4\frac{1}{4}$ " Without Extra Extensions

Wider range, lighter weight, greater speed, greater accuracy, finer finish, quick, easy expansion and new, improved Stone Carriers—all at no increase in price—make this New Model Hone the biggest Hone value ever offered by anyone. Has Micrometer Adjustment and can be used wet or dry. Any good half-inch drill will drive it. Equipped with two sets of Stone Carriers and Stones, no time need be lost in changing from roughing to finishing stones.



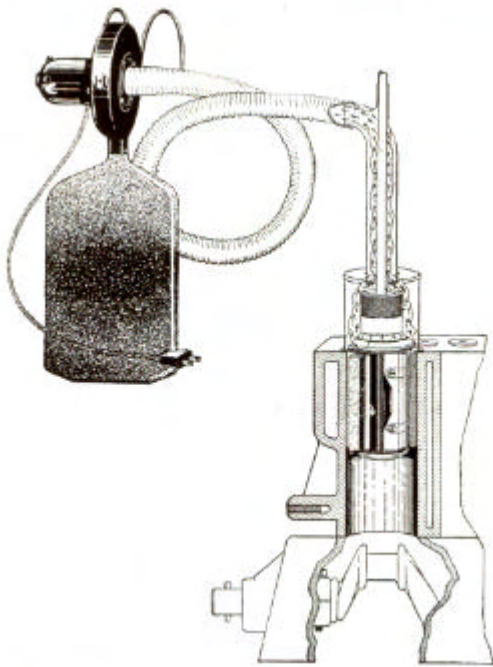
Weight 12 lbs.

HONING VACUUM

KMO 1000-B

\$40.00

*For Wet or Dry
Honing*



This Vacuum comes complete as shown above with Motor, Fan, Dust Bag, 6 ft. flexible Hose, 3 sizes of Suction Caps, Adjustable Clamp and Brush for use in cleaning car upholstery. Adjustable rubber covered Support permits hanging Vacuum to car door, wheel or other convenient place. This Vacuum can be used with any Hone.

Weight 20 lbs.

HONING STAND

KMO 1000-C

\$7.50

An exceptionally rigid Honing Stand yet easily set up by one man. Has heavy coil spring for lifting weight of drill on up stroke. Adjustable stops prevent Hone going too far at bottom of cylinder. Stand bolts to top of block and all cylinders can be reached from one set-up. Can't injure wall of any cylinder as it is supported entirely from base bolted to top of block. Can be used with any make of Hone.

Weight 16 lbs.



• ALL ITEMS Sold with a MONEY BACK GUARANTEE •

ENGINE

POWER CYLINDER BORING MACHINE


KMO 174

Range 2 9/16"-4.125

F.O.B. Factory, \$285.00

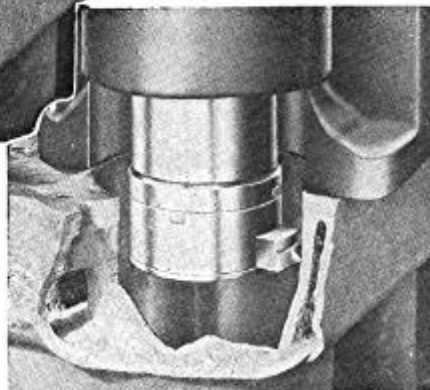
The automatic features of this new Boring Bar reduce reboring time to the minimum and other new features which it embodies makes it excellent for accuracy and effortless operation. New and outstanding features are:

1. Instant self centering device.
2. Single set of centering fingers take care of full range of bar.
3. Bar is quickly anchored to block by using only a single bolt through the base.
4. Has power return for returning the spindle to upper position ready for the next hole.
5. Has fast automatic downward feed for centering purposes.
6. Bar is built small, and powerful with all excess weight eliminated.




EQUIPMENT FURNISHED

Direct Reading
Micrometer
Cutter Sharpener
Carbide Tool Bit
Anchoring Device



Specifications:

Weight 98 lbs.
Range 2 9/16"-4.125
Maximum Length 10 1/2"
Speed 300 R.P.M.
Feed 1 3/4" Per M
Motor 110 Volt—60 cycle single phase (special voltage motors extra)



• BUY DIRECT *From Service Tool* HEADQUARTERS •


ENGINE

ENGINE STAND

U 99

F.O.B. Jackson, Mich., \$160.00

F.O.B. Oakland, Cal., \$170.00



A stand or holding device for the engine during an overhaul or repair job that requires the removal of the engine unit from the chassis. Convenient working height and com-

plete accessibility to the engine from all sides. Has eccentric locking device and babbitt-lined clamps.

SPECIFICATIONS

Maximum crosswise opening of clamps.....	17"
Minimum crosswise opening of clamps.....	8"
Maximum lengthwise opening of clamps.....	26"
Maximum swing of trunnion.....	29"

Overall Dimensions

Length.....	70"
Width.....	30"
Height.....	41"

Weight 650 lbs.

• **SAVE MONEY—BUY DIRECT** *From Service Tool* **HEADQUARTERS** •

CLUTCH

INDEX

No.	Name	Page
J 298-H	Clutch Assembly Fixture	22
J 449	Clutch Aligning Arbor	22
J 472	Clutch Filler Plug Wrench	21
J 485	Clutch Filler Gun	21
J 486	Clutch Fluid Measure	21
J 774	Clutch Finger Adjusting Gauge	22
J 877	Clutch Pilot Bearing Puller	21
J 1361	Clutch Over-Center Spring Tool	21

CLUTCH

CLUTCH OVER CENTER SPRING TOOL



J 1361

F.O.B. Jackson, Mich., \$3.80

F.O.B. Oakland, Cal., \$4.15

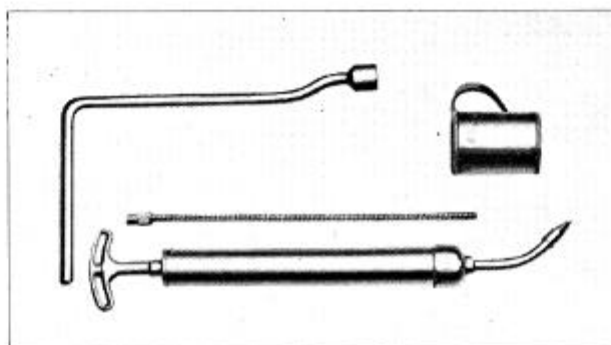
Weight 3 lbs.

1939-1941 Models



CLUTCH DRAIN AND REFILL TOOLS

1933-1941 Models



J 472 Filler Plug Wrench

J 485 Filler Gun

J 486 Fluid Measure

Weight 1 1/2 lbs.

Weight 2 lbs.

Weight 3 oz.

	F.O.B. Jackson, Mich.	F.O.B. Oakland, Calif.
J 472	\$1.30	\$1.40
J 485	2.20	2.40
J 486	1.00	1.10

CLUTCH PILOT BEARING REMOVER



J 877

F.O.B. Jackson, Mich., \$2.75

F.O.B. Oakland, Cal., \$3.05

Weight 1 lb.

1936-1940 Models



• ALL ITEMS Sold with a MONEY BACK GUARANTEE •

CLUTCH

CLUTCH ASSEMBLING FIXTURE



J 298-H

F.O.B. Jackson, Mich., \$11.90

F.O.B. Oakland, Cal., \$13.10

Weight 18 lbs.

1933-1941 Models



CLUTCH FINGER ADJUSTING GAUGE


J 774

F.O.B. Jackson, Mich., \$2.25

F.O.B. Oakland, Cal., \$2.50

1933-1941 Models

Weight $\frac{3}{4}$ lb.



CLUTCH ALIGNING ARBOR


J 449

F.O.B. Jackson, Mich., \$1.40

F.O.B. Oakland, Cal., \$1.55

1933-1941 Models

Weight 2 lbs.



• BUY DIRECT *From Service Tool* HEADQUARTERS •

TRANSMISSION

INDEX

No.	Name	Page
J 448-1	Main Shaft Intermediate Gear Retainer Remover	31
J 448-5	Main Shaft Intermediate Gear Retainer Replacer	31
J 466	Countershaft Line Reamer	30
J 781	Snap Ring Replacer	30
J 782	Mainshaft Drive Gear Bearing Remover	31
J 814	Transmission and Differential Holding Fixture	30
J 820	Universal Joint Companion Flange Puller	29
J 1134-H	Main Drive Shaft and Main Shaft Bearing Remover	26
J 1499	Pinion Cage Retainer and Free Wheel Cam Roller Snap Ring Replacer Set	29
J 1502-H	Transmission Hoist	28
J 1568	Overdrive Drive Gear Bushing Remover and Replacer	24
J 1569	Main Drive Gear Oil Seal Replacer	25
J 1570	Main Drive Shaft and Main Shaft Bearing Replacer	26
J 1571	Indexing Tool for Shifter Fork	27
J 1572	Countershaft Gear Cluster and Reverse Idler Bushing Replacer	27
J 1573	Countershaft Gear Cluster and Reverse Idler Bushing Remover	27
J 1574	Brass Drift for Countershaft and Reverse Idler Shaft	26
J 1575	Snap Ring Pliers	24
J 1576	Main Drive Gear Oil Seal Remover	25
J 1584	Transmission Holding Fixture	28
J 1597	Overdrive to Transmission Aligning Pilot	24
KMO 338	Countershaft Gear Cluster and Reverse Idler Bushing Reamer	28

TRANSMISSION

OVERDRIVE BUSHING REMOVER & REPLACER

1941 Models


J 1568



F.O.B. Jackson, Mich., \$2.00

F.O.B. Oakland, Cal., \$2.20


Weight 2 1/2 lbs.



OVERDRIVE ALIGNING PILOT

1941 Models


J 1597



F.O.B. Jackson, Mich., \$3.10

F.O.B. Oakland, Cal., \$3.40


Weight 1 lb.



MAINSHAFT LOCK RING PLIERS

1941 Models

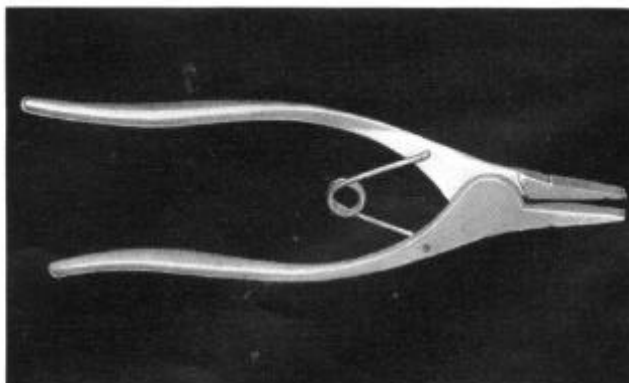
J 1575



F.O.B. Jackson, Mich., \$1.70

F.O.B. Oakland, Cal., \$1.85

Weight 3/4 lb.




• BUY DIRECT *From Service Tool HEADQUARTERS* •

TRANSMISSION

MAIN DRIVE GEAR OIL SEAL REMOVER

J 1576


1941 Models



F.O.B. Jackson, Mich., \$2.70

F.O.B. Oakland, Cal., \$2.95


Weight 2 1/2 lbs.



MAIN DRIVE GEAR OIL SEAL REPLACER

J 1569


1941 Models



F.O.B. Jackson, Mich., \$2.75

F.O.B. Oakland, Cal., \$3.00

Weight 4 1/4 lbs.




• ALL ITEMS *Sold with a* MONEY BACK GUARANTEE •

TRANSMISSION

1941 Models

MAINSHAFT AND DRIVE GEAR BEARING REMOVER


J 1134-H



F.O.B. Jackson, Mich., \$6.90

F.O.B. Oakland, Cal., \$7.60


Weight 8 lbs.



1941 Models

MAINSHAFT AND DRIVE GEAR BEARING REPLACER


J 1570



F.O.B. Jackson, Mich., \$2.75

F.O.B. Oakland, Cal., \$3.00


Weight 2 1/2 lbs.



1941 Models

COUNTERSHAFT AND REVERSE IDLER SHAFT DRIVER


J 1574



F.O.B. Jackson, Mich., \$1.70

F.O.B. Oakland, Cal., \$1.85

Weight 1 3/4 lbs.



TRANSMISSION

1941 Models



SHIFTER FORK INDEXING TOOL

J 1571

F.O.B. Jackson, Mich., \$1.00

F.O.B. Oakland, Cal., \$1.10

Weight 1/4 lb.



1941 Models



COUNTERSHAFT GEAR CLUSTER AND REVERSE IDLER GEAR BUSHING REMOVER

J 1573

F.O.B. Jackson, Mich., \$3.60

F.O.B. Oakland, Cal., \$3.95

Weight 3 lbs.



1941 Models



COUNTERSHAFT GEAR CLUSTER AND REVERSE IDLER GEAR BUSHING REPLACER

J 1572

F.O.B. Jackson, Mich., \$3.20

F.O.B. Oakland, Cal., \$3.50

Weight 3 1/2 lbs.



TRANSMISSION

1941 Models


TRANSMISSION HOIST & CRADLE

J 1502-H

F.O.B. Jackson, Mich., \$14.90

F.O.B. Oakland, Cal., \$16.40

Weight 24 lbs.



1941 Models



TRANSMISSION HOLDING FIXTURE

J 1584

F.O.B. Jackson, Mich., \$2.20

F.O.B. Oakland, Cal., \$2.40

Weight 6 1/2 lbs.



1941 Models

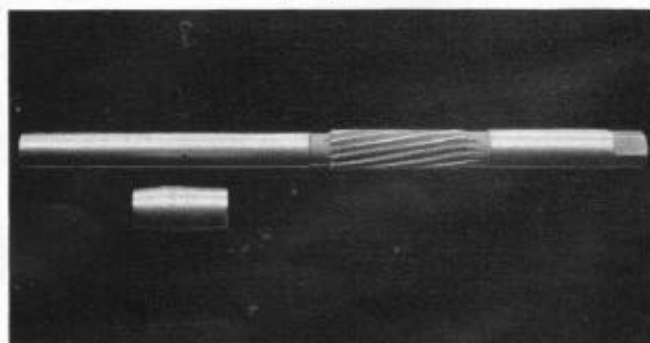

COUNTERSHAFT GEAR CLUSTER AND REVERSE IDLER GEAR BUSHING REAMER

KMO 338

F.O.B. Jackson, Mich., \$5.90

F.O.B. Oakland, Cal., \$6.50

Weight 1 3/4 lbs.

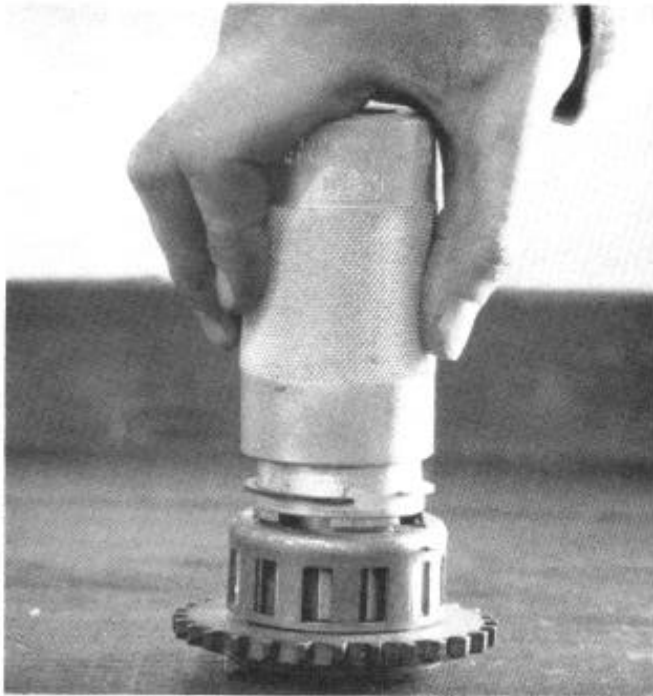


• BUY DIRECT From Service Tool HEADQUARTERS •

TRANSMISSION

SNAP RING INSTALLING SET

J 1499




F.O.B. Jackson, Mich., \$4.25

F.O.B. Oakland, Cal., \$4.70


Weight 3 1/2 lbs.

1940-1941 Models




COMPANION FLANGE PULLER

J 820



1933-1941 Models



F.O.B. Jackson, Mich., \$2.10

F.O.B. Oakland, Cal., \$2.30

Weight 2 lbs.

• ALL ITEMS *Sold with a* MONEY BACK GUARANTEE •

TRANSMISSION

COUNTERSHAFT SNAP RING REPLACER

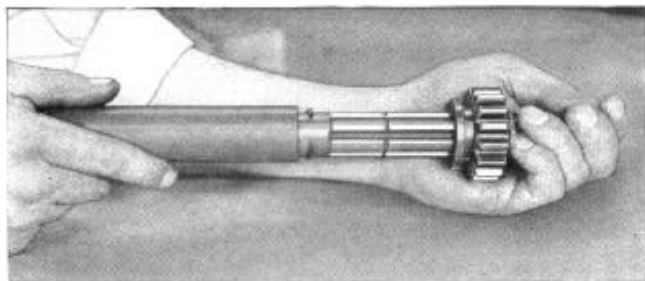
J 781

F.O.B. Jackson, Mich., \$1.45

F.O.B. Oakland, Cal., \$1.60

Weight 1 1/2 lbs.

1933-1940 Models



TRANS. AND DIFF. HOLDING FIXTURE


J 814

F.O.B. Jackson, Mich., \$12.25

1933-1940 Models

Weight, 29 lbs.

F.O.B. Oakland, Cal., \$13.50



COUNTERSHAFT LINE REAMER

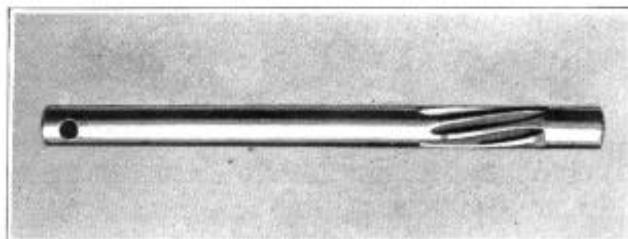

J 466

F.O.B. Jackson, Mich., \$3.75

F.O.B. Oakland, Cal., \$4.15

Weight 1 lb.

1933-1940 Models



• BUY DIRECT *From Service Tool* HEADQUARTERS •

TRANSMISSION

MAIN DRIVE GEAR BEARING REMOVER



J 782

F.O.B. Jackson, Mich., \$3.25

F.O.B. Oakland, Cal., \$3.60

1933-1940 Models

Weight 1 1/2 lbs.



MAINSHAFT INTERMEDIATE GEAR RETAINER REMOVER



J 448-1

F.O.B. Jackson, Mich., \$3.50

F.O.B. Oakland, Cal., \$3.85

Weight 1 1/2 lbs.

1933-1940 Models



MAINSHAFT INTERMEDIATE GEAR RETAINER REPLACER

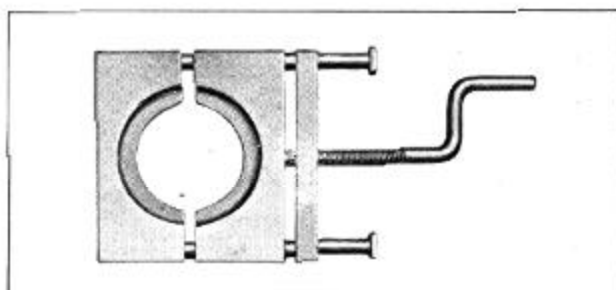

J 448-5

F.O.B. Jackson, Mich., \$4.25

F.O.B. Oakland, Cal., \$4.65

Weight 1 3/4 lbs.

1933-1940 Models



• SAVE MONEY—BUY DIRECT *From Service Tool* HEADQUARTERS •

REAR AXLE

INDEX

No.	Name	Page
HM 63	Pinion Bearing Cup Remover.....	37
HM 555	Drive Shaft Grease Retainer Remover.....	37
J 270-H	Pinion Bearing Cup Replacer.....	34
J 352	Rear Axle Shaft Puller.....	36
J 354-A	Differential Bearing Remover.....	35
J 358-H	Holder and Press Plates.....	34
J 390-X	Dial Indicator Set.....	33
J 446	Rear Wheel Hub Puller.....	36
J 736	Rear Wheel Hub Puller.....	36
J 789	Universal Joint Flange Holding Tool.....	37
J 972	Differential Bearing Adjusting Wrench.....	33
J 1301	Press Plate—9 tooth—for Removing Pinion Bearing.....	35
J 1535	Press Plate—8 tooth—for Removing Pinion Bearing.....	35

REAR AXLE

DIFFERENTIAL BEARING ADJUSTING WRENCH



J 972

F.O.B. Jackson, Mich., \$1.80

F.O.B. Oakland, Cal., \$1.95

Weight 1 1/2 lbs.

1933-1941 Models



DIAL INDICATOR SET

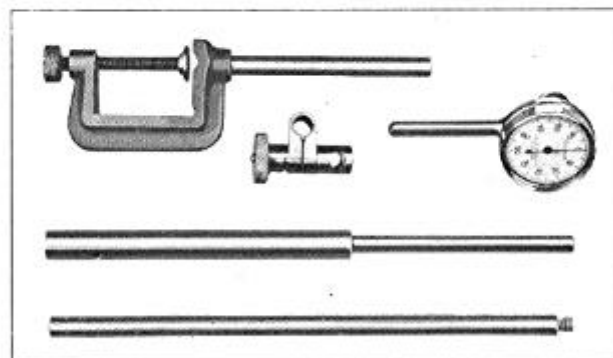

J 390-X

All Models

F.O.B. Jackson, Mich., \$9.90

F.O.B. Oakland, Cal., \$10.90

Weight 2 lbs.

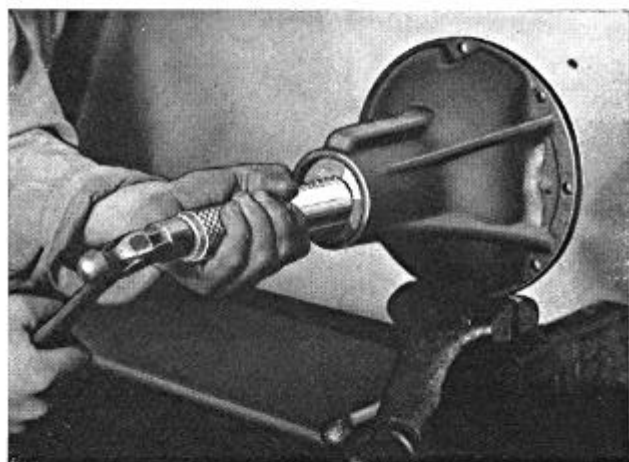


• ALL ITEMS *Sold with a* MONEY BACK GUARANTEE •

REAR AXLE

PINION BEARING CUP REPLACER

J 270-H




F.O.B. Jackson, Mich., \$2.00

F.O.B. Oakland, Cal., \$2.20


Weight 2 lbs.

1933-1941 Models



AXLE SHAFT AND PINION SHAFT BEARING REMOVER AND REPLACER SET

J 358-H




F.O.B. Jackson, Mich., \$8.40

F.O.B. Oakland, Cal., \$9.25

Weight 8 lbs.

1933-1939 Models



• BUY DIRECT *From Service Tool* HEADQUARTERS •

REAR AXLE

PINION BEARING REMOVER PLATE

J 1301 For 9 tooth pinion


J 1535 For 8 tooth pinion

Each, F.O.B. Jackson, Mich., \$1.95

Each, F.O.B. Oakland, Cal., \$2.15

Weight each, 1 1/2 lbs.

1939-1941 Models



DIFFERENTIAL BEARING REMOVER



J 354-A

F.O.B. Jackson, Mich., \$7.75

F.O.B. Oakland, Cal., \$8.55

Weight 4 1/2 lbs.

1933-1941 Models




• SAVE MONEY—BUY DIRECT *From Service Tool* HEADQUARTERS •

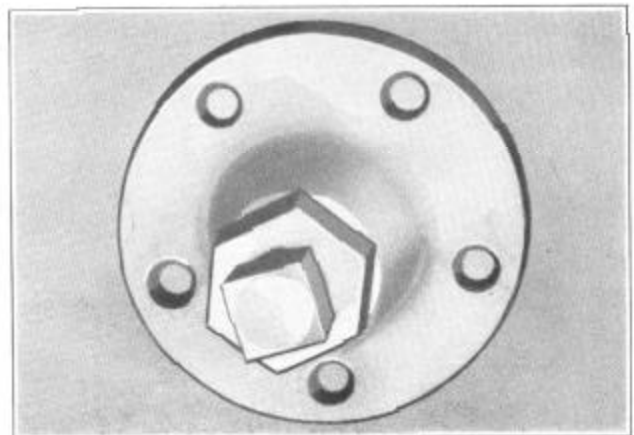
REAR AXLE

REAR WHEEL HUB PULLERS

		F.O.B. Jackson, Mich.	F.O.B. Oakland, Calif.
J 446	1933-1935 Models	\$3.50	\$3.85
J 736	1936-1941 Models	\$3.95	4.35



Weight each, 5 lbs.




REAR AXLE SHAFT PULLER

J 352

Includes Three adapters for Axle and Pinion Shafts

J 778 Adapter used with this tool for removing Transmission main shaft on 1933-1940 Models .60 cents extra.




F.O.B. Jackson, Mich., \$5.40

F.O.B. Oakland, Calif., \$5.95

Weight 15 lbs.

1933-1941 Models

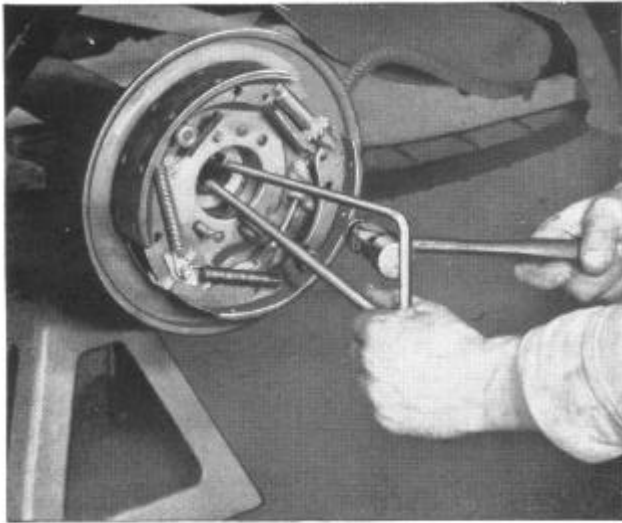


• BUY DIRECT *From Service Tool* HEADQUARTERS •

REAR AXLE

DRIVE SHAFT GREASE RETAINER REMOVER

HM 555




F.O.B. Jackson, Mich., \$1.25

F.O.B. Oakland, Cal., \$1.40

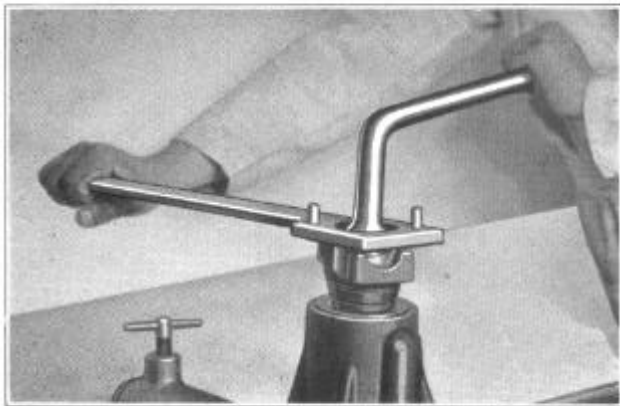
Weight 1 lb.

1933-1941 Models



UNIVERSAL JOINT FLANGE HOLDING TOOL

J 789



F.O.B. Jackson, Mich., \$3.15

F.O.B. Oakland, Cal., \$3.45

Weight 5 lbs.

1934-1941 Models



PINION BEARING CUP REMOVER

HM 63

Can also be used on Front Wheel Bearing Cups




F.O.B. Jackson, Mich., \$1.15

F.O.B. Oakland, Cal., \$1.20

Weight 1 lb.

1933-1941 Models



• ALL ITEMS *Sold with a* MONEY BACK GUARANTEE •

STEERING AND FRONT END SUSPENSION

INDEX

No.	Name	Page
J 479-A	Pivot Pin Remover Set	42
J 544	Steering Gear Checking Scale	40
J 624-H	Steering Arm Ball Stud Screw Press	41
J 728-A	Hub and Dust Cap Remover	40
J 739-A	Steering Wheel Puller	39
HM-844-C	Outer Tie Rod End Remover	41
J 990	Pivot Pin Bushing Remover and Replacer Set	42
J 1052	Lower Support Arm Adjusting Tool	42
J 1360	Upper Support Arm and Pivot Gauge	40
J 1373	Steering Arm Remover	41
J 1374	Pitman Arm Remover	39
J 1442	Steering Arm Centering and Toe-in Gauge	40

STEERING AND FRONT SUSPENSION

PITMAN ARM PULLER



J 1374

F.O.B. Jackson, Mich., \$4.50

F.O.B. Oakland, Cal., \$4.95

Weight 2 lbs.

1936-1941 Models



STEERING WHEEL PULLER

J 739-A



F.O.B. Jackson, Mich., \$7.95

F.O.B. Oakland, Cal., \$8.70

Weight 8 lbs.

Includes Adapters

1933-1941 Models



• SAVE MONEY—BUY DIRECT *From Service Tool* HEADQUARTERS •

STEERING AND FRONT SUSPENSION

FRONT WHEEL HUB AND DUST CAP REMOVER


All Models

J 728-A

Weight $\frac{3}{4}$ lb.

F.O.B. Jackson, Mich., \$1.10

F.O.B. Oakland, Cal., \$1.20



CHECKING SCALE


J 544

1933-1941 Models

Weight $\frac{1}{2}$ lb.


F.O.B. Jackson, Mich., \$3.70

F.O.B. Oakland, Cal., \$3.95



STEERING ARM CENTERING AND TOE IN GAUGE

J 1442



F.O.B. Jackson, Mich., \$7.75

F.O.B. Oakland, Cal., \$8.50


1940-1941 Models

Weight 5 lbs.



UPPER SUPPORT ARM AND PIVOT GAUGE

J 1360




F.O.B. Jackson, Mich., \$1.70

F.O.B. Oakland, Cal., \$1.85

1940-1941 Models

Weight $\frac{1}{2}$ lb.




• BUY DIRECT *From Service Tool HEADQUARTERS* •

STEERING AND FRONT SUSPENSION

STEERING ARM BALL STUD SCREW PRESS

J 624-H



F.O.B. Jackson, Mich., \$5.75

F.O.B. Oakland, Cal., \$6.25

Weight 4 $\frac{3}{4}$ lbs.

1940-1941 Models



STEERING ARM REMOVER

J 1373

Weight 1 lb.

1933-1941 Models

F.O.B. Jackson, Mich., \$0.65

F.O.B. Oakland, Cal., \$0.70



OUTER TIE ROD END REMOVER

HM 844-C

Weight 1 $\frac{1}{2}$ lb.

1933-1941 Models

F.O.B. Jackson, Mich., \$0.40

F.O.B. Oakland, Cal., \$0.45



• ALL ITEMS *Sold with a* MONEY BACK GUARANTEE •

STEERING AND FRONT SUSPENSION

LOWER SUPPORT ARM ADJUSTING TOOL

J 1052




F.O.B. Jackson, Mich., \$3.00

F.O.B. Oakland, Cal., \$3.30

Weight 3 lbs.

1940-1941 Models



PIVOT PIN REMOVER SET



J 479-A

F.O.B. Jackson, Mich., \$1.65

F.O.B. Oakland, Cal., \$1.80

1933-1941 Models

Weight 1 lb.



PIVOT PIN BUSHING REMOVER AND REPLACER SET


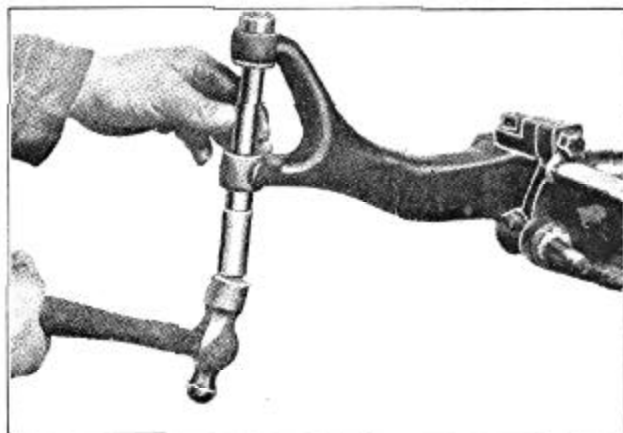
J 990

F.O.B. Jackson, Mich., \$4.45

F.O.B. Oakland, Cal., \$4.90

1937-1941 Models

Weight 3 lbs.



• BUY DIRECT From Service Tool HEADQUARTERS •

CHASSIS

INDEX

No.	Name	Page
J 524	Shackle Bushing Locating Gauge	44
J 745-3	Shock Absorber Rod Guide Pilot	45
J 777-A	Shock Absorber Remover and Replacer	45
J 881	Universal Joint Assembly Tool	44
J 991	Upper Rear Shock Absorber Bolt Remover	45
J 993-2	Shock Absorber Spanner Wrench	45
J 993-3A	Shock Absorber Filling Cup	45
J 1438	Rear Spring Pivot Bolt Remover and Replacer	44
J 1558	Holding Block for Front Shocks	45

CHASSIS

REAR SPRING PIVOT BOLT REMOVER AND REPLACER

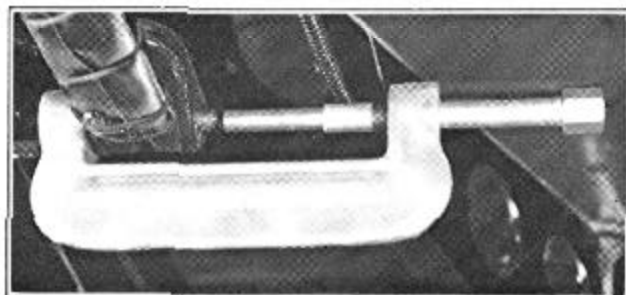
J 1438

F.O.B. Jackson, Mich., \$5.95

F.O.B. Oakland, Cal., \$6.55

1940-1941 Models

Weight 7 lbs.



SHACKLE BUSHING LOCATING GAUGE


J 524

F.O.B. Jackson, Mich., \$1.50

F.O.B. Oakland, Cal., \$1.60

Weight 1 1/2 lbs.

1933-1941 Models



UNIVERSAL JOINT ASSEMBLING TOOL

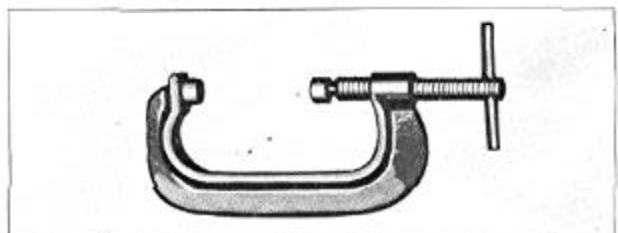

J 881

F.O.B. Jackson, Mich., \$2.75

F.O.B. Oakland, Cal., \$3.05

Weight 2 lbs.

1936-1941 Models

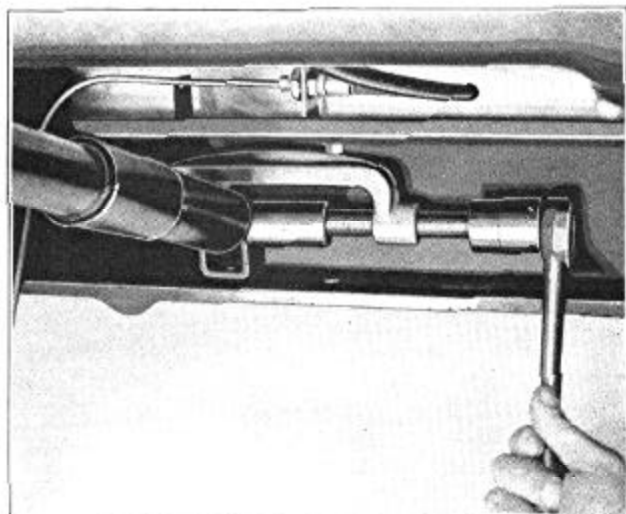


• BUY DIRECT From Service Tool HEADQUARTERS •

CHASSIS

UPPER REAR SHOCK ABSORBER BOLT REMOVER

J 991

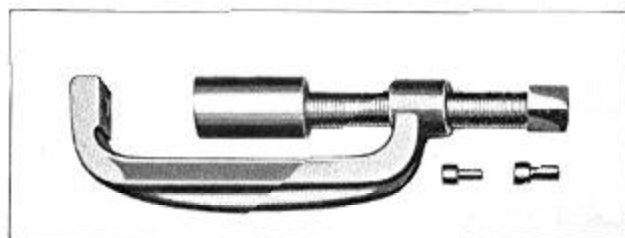


F.O.B. Jackson, Mich., \$5.35

F.O.B. Oakland, Cal., \$5.90


Weight 6 lbs.

1937-1941 Models



SHOCK ABSORBER REMOVER AND REPLACER

J 777-A



F.O.B. Jackson, Mich., \$3.25

F.O.B. Oakland, Cal., \$3.60


Weight 7 lbs.

1934-1939 Models



SHOCK ABSORBER TOOLS

All Models



1. J 993-2 Spanner Wrench

F.O.B. Jackson, Mich., \$1.75

F.O.B. Oakland, Cal., \$1.90

2. J 745-3 Guide Pilot

F.O.B. Jackson, Mich., \$0.50

F.O.B. Oakland, Cal., \$0.55

3. J 993-3A Filler Cup

F.O.B. Jackson, Mich., \$3.25

F.O.B. Oakland, Cal., \$3.55

4. J 1558 Holding Block

F.O.B. Jackson, Mich., \$2.50

F.O.B. Oakland, Cal., \$2.75

• ALL ITEMS Sold with a MONEY BACK GUARANTEE •

BRAKES

INDEX

No.	Name	Page
HM 13985	Brake Adjusting Tool	47
HM 20001	Brake Shoe Feeler Gauge	47
J 134	Brake Pedal Depressor	47
J 615	Brake Eccentric Lock Nut Wrench	47
J 628	Brake Bleeder Drain Tube	48
J 713-H	Brake Master Cylinder Refiller	48
J 989	Mechanical Brake Follow-up Gauge	49
J 1028	Brake Adjusting Tool	47
J 1532	Brake Bleeder Unit	49
KMO 145	Brake Cylinder Clamps	48

BRAKES

BRAKE ECCENTRIC LOCK NUT WRENCH

J 615

F.O.B. Jackson, Mich., \$0.75

Weight 1/4 lb.

F.O.B. Oakland, Cal., \$0.80

BRAKE SHOE FEELER GAUGE

HM 20001

F.O.B. Jackson, Mich., \$0.30

Weight 3 oz.

F.O.B. Oakland, Cal., \$0.35

BRAKE ADJUSTING TOOLS

HM 13985

F.O.B. Jackson, Mich., \$0.20

Weight 1/4 lb.


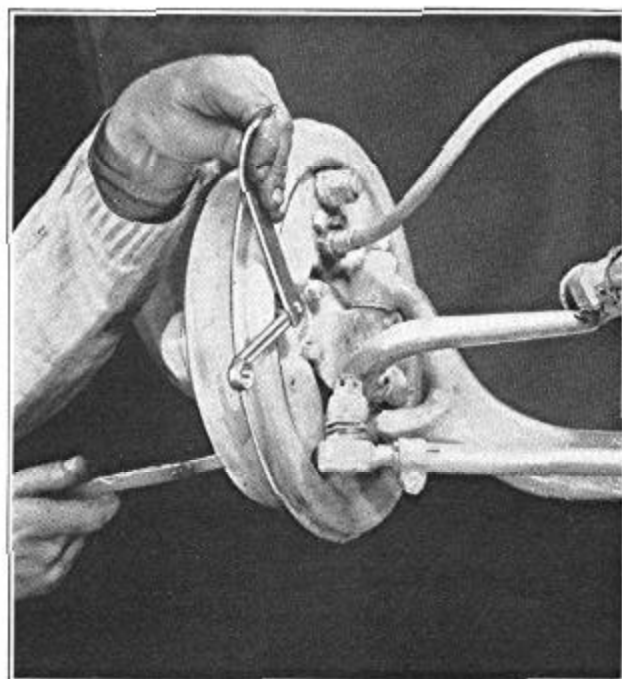
F.O.B. Oakland, Cal., \$0.25

J 1028

F.O.B. Jackson, Mich., \$0.25

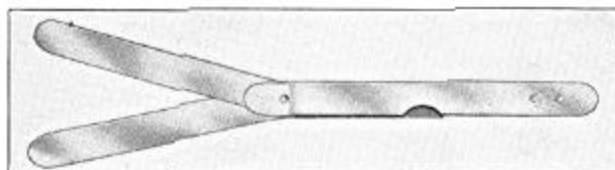
Weight 1/4 lb.

F.O.B. Oakland, Cal., \$0.30




J 615

1933-1940 Models



HM 20001

1933-1940 Models



HM 13985

1933-1939 Models

J 1028

1940-1941 Models

BRAKE PEDAL DEPRESSOR



J 134

F.O.B. Jackson, Mich., \$5.75

F.O.B. Oakland, Cal., \$5.95

Weight 2 1/4 lbs.

1933-1941 Models



• SAVE MONEY—BUY DIRECT *From Service Tool* HEADQUARTERS •

BRAKES

BRAKE BLEEDER DRAIN TUBE

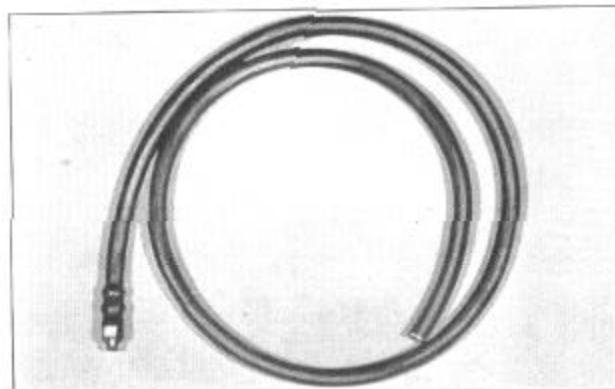
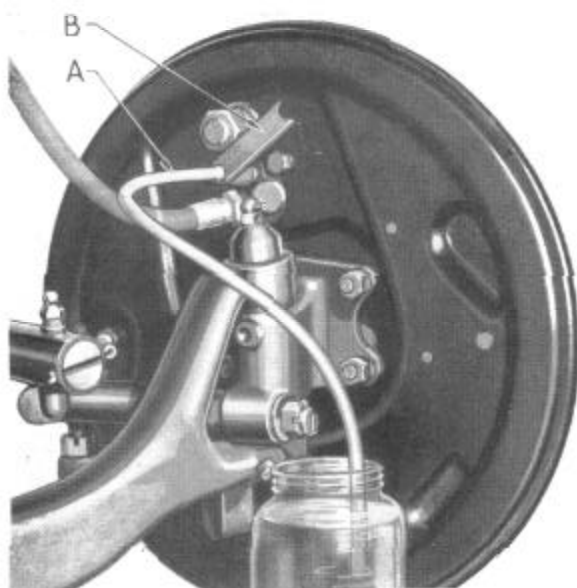
J 628

1936-1941 Models

Weight 3 oz.

F.O.B. Jackson, Mich., \$0.35

F.O.B. Oakland, Cal., \$0.40



WHEEL CYLINDER CLAMPS

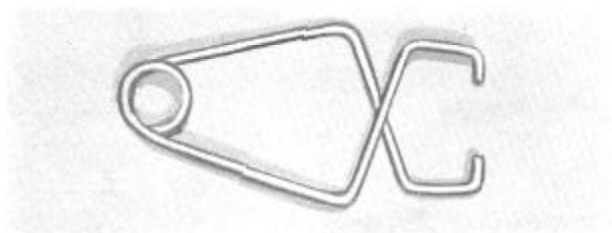
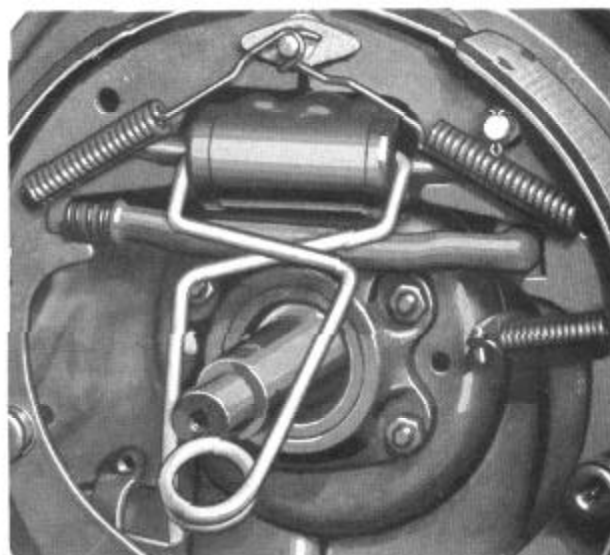
KMO 145 (Set of Four)

All Models

F.O.B. Jackson, Mich., \$0.80

F.O.B. Oakland, Cal., \$0.85

Weight 1 1/4 lbs.



MASTER CYLINDER FILLER

J 713-H

All Models

F.O.B. Jackson, Mich., \$5.20

Weight 2 lbs.

F.O.B. Oakland, Cal., \$5.35



• BUY DIRECT From Service Tool HEADQUARTERS •

BRAKES

BRAKE BLEEDER TANK



J 1532

F.O.B. Jackson, Mich., \$20.75

F.O.B. Oakland, Cal., \$22.85

ONLY ONE MAN WANTED . . . because that's all it takes with the Brake Pressure Bleeder to make quick work of bleeding and filling hydraulic systems. There is no other operation in brake service more frequently required, more time wasting, liquid spilling, messy, than this is without proper means—and here it is.

At first it is hard to believe that a brake bleeder tank is tucked away in this beautifully built cabinet mounted on casters, to be wheeled to the job, and when opened brings everything needed within immediate reach of the operator.




SPECIFICATIONS:

Bleeder Tank is equipped with pressure gauge—safety blow off—air intake valve—control valve—fittings—holds 2½ gallons of fluid—and within the tank, an automatic liquid level control. Built into the front corners of the cabinet are trays holding fittings necessary for all sizes of master cylinders, and 12 feet of clean pressure filling hose is neatly coiled in the cabinet, which means nothing is missing.

Shipping Weight 55 lbs.

MECHANICAL BRAKE FOLLOW-UP ADJUSTING GAUGE

J 989




H & T 1936 and 1937

F.O.B. Jackson, Mich., \$.90

F.O.B. Oakland, Cal., \$1.00

Weight ½ lb.



• ALL ITEMS Sold with a MONEY BACK GUARANTEE •

ENGINE TUNE-UP

INDEX

No.	Name	Page
J 89	Engine Vacuum Checking Gauge	56
J 744	Distributor Rotor Puller	52
J 750-T	Gas-Per-Mile Gauge	51
J 759	Compression Gauge	56
J 819-D	Tune-up Kit	52
J 1190	Accelerator Dash Switch Gauge	52
J 1586	Starter Operating Button	51
KMO 144	Fuel Pump Tester	57
KMO 161	Timing Light	56
KMO 213	Cylinder Compression Tester	57
KMO 298	Dwell-Tach Tester	58
KMO 318	Power Timing Light	60
KMO 330	Volt-Ampere Tester	60
KMO 332	Battery Starter Tester	60
KMO 333	Cylinder Balance Tester	57
KMO 376	Coil Tester	58
KMO 377	Condenser Tester	59
KMO 378	Combustion Tester	59
KMO 380	Motor Tester—Master Model	53
KMO 381	Motor Tester	54
KMO 382	Combustion Tester	55

ENGINE TUNE-UP

GAS-PER-MILE GAUGE

J 750-T

F.O.B. Jackson, Mich., \$9.25

F.O.B. Oakland, Calif., \$10.20


Weight 5 lbs.

All Models

Heavy clear glass body mounted in strong case plated throughout. Three-way valve controls flow of the fuel.



Full instructions on nameplate attached to gauge.



Lines connected—one to fuel pump and the other to carburetor.

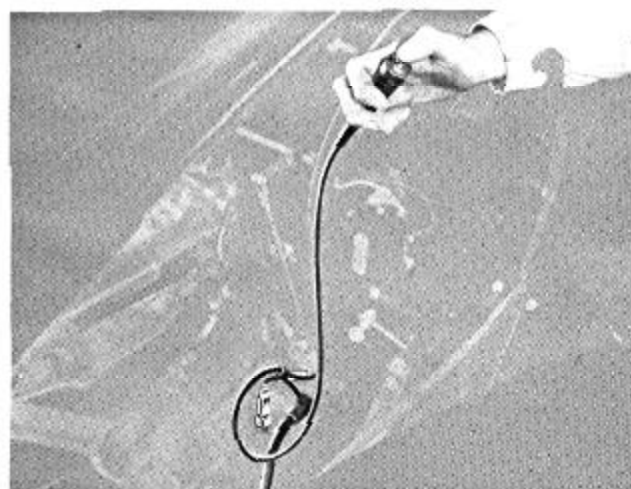
STARTER OPERATING BUTTON

J 1586

F.O.B. Jackson, Mich., \$1.65

F.O.B. Oakland, Calif., \$1.80

Weight 1 lb.



• SAVE MONEY—BUY DIRECT From Service Tool HEADQUARTERS •

ENGINE TUNE-UP

ACCELERATOR DASH SWITCH GAUGE

J 1190

F.O.B. Jackson, Mich., \$1.25

F.O.B. Oakland, Calif., \$1.40

1938-1941 Models

Weight 1/4 lb.



DISTRIBUTOR ROTOR PULLER

J 744

F.O.B. Jackson, Mich., \$2.50

F.O.B. Oakland, Calif., \$2.75

1933-1941 Models

Weight 1 1/2 lbs.



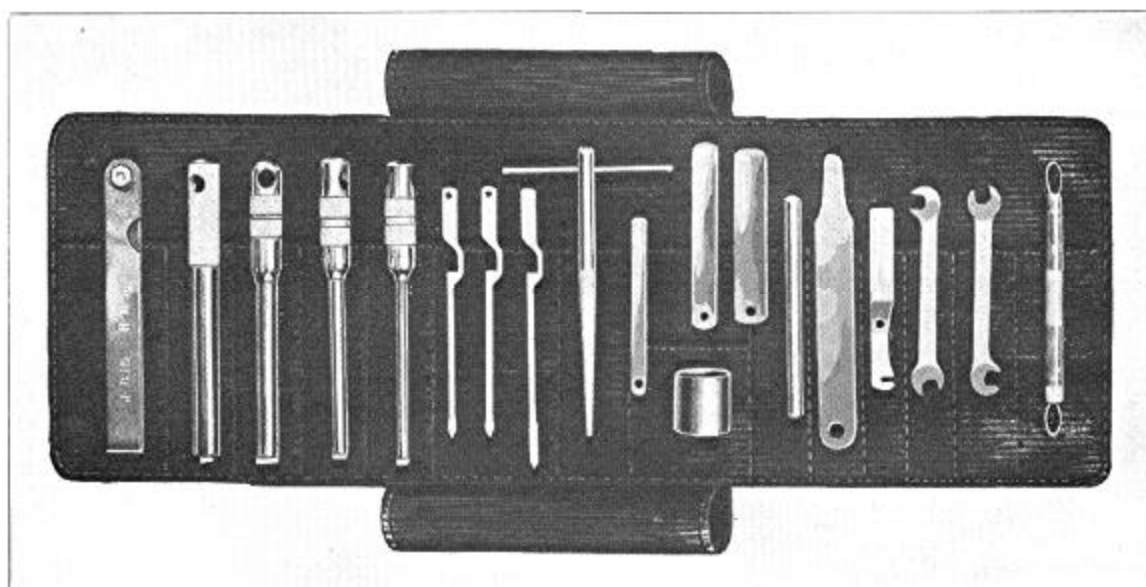
TUNE-UP KIT

J 819-D

F.O.B. Jackson, Mich., \$8.65

F.O.B. Oakland, Calif., \$8.90

1933-1941 Models



No.	Name	F.O.B. Jackson	F.O.B. Oakland	No.	Name	F.O.B. Jackson	F.O.B. Oakland
J 460	Contact Arm and Point Wrenches—Pr.	\$0.80	\$0.80	J 816-5	Jet Wrench Handle	\$0.20	\$0.20
J 507	Plunger Assy. Sleeve	.30	.30	J 816-6	Jet Wrench 11/32"	.65	.65
J 508	Jet Extractor	.60	.60	J 818-1	Float Level Gauge 1/2"	.20	.20
J 509	Metering Rod Gauge 2.795 (6 cyl.)	.10	.10	J 818-2	Float Level Gauge 3/8"	.20	.20
J 510	Metering Rod Gauge 2.359 Pr. (8 cyl.)	.20	.20	J 818-7	Float Level Gauge 3/32"	.20	.20
J 787	Spark Plug and Distr. Arm Bending Tool	.65	.70	J 819-B1	Float Level Gauge 15/64"	.20	.20
J 815-A	Feeler Gauge Set	.55	.60	J 882-A	Spark Plug and Carb. Air Valve Gauge	.75	.85
J 816-1	Jet Wrench 3/16" Low Speed and Pump	.65	.65	J 1062	Anti-Percolator Valve Gauge	.20	.20
J 816-2	Jet Wrench 1/2" Discharge Ball Chk.	.65	.65	J 1265	Metering Rod Gauge 2.468"	.10	.10
J 816-4	Jet Wrench 7/16" Metering Rod and Float Needle Seat	.65	.65	J 1305	Metering Rod Gauge 2.280 Pr.	.20	.20
					Leatherette Kit	.40	.65

• BUY DIRECT From Service Tool HEADQUARTERS •

MOTOR TESTER

KMO-380

Weight 214 lbs. *Price \$490.00

The Model KMO-380 Motor Tester provides complete facilities for the three fundamental divisions of automobile motor analyzing and testing . . . compression . . . ignition . . . carburetion. Complete and thorough tests of all three divisions are made quickly and accurately with this one unit. This means speed in operation enabling you to give each customer a quick, complete report as to the condition of his engine. The ease and smoothness of operation will surprise your customers and create confidence that will add many dollars to your Service Income.

The following are some of the tests that can be made with this equipment:

Engine R.P.M.—Idle Speed
Vacuum Reading
Cylinder Balance
Compression Readings
Battery Capacity
Cranking Voltage
Starting Motor Amperage Draw
Coil Capacity
Condenser Resistance
Distributor Dwell Angle
Distributor Timing
Secondary Current at Spark Plugs
Generator Output
Voltage Regulator Adjustment
Engine R.P.M.
Idle Speed System
High Speed System
Accelerating System
Automatic Choke System
Air Cleaner
Fuel Pump Vacuum
Fuel Pump Pressure

The Model KMO-380 Motor Tester comes complete and includes the following accessories:

KMO-330 Volts-Ampere Tester
KMO-332 Battery Starter Tester
KMO-213 Compression Tester
KMO-318 Power Timing Light
KMO-333 Cylinder Balance Tester

NOTE: The above accessories are individually illustrated on pages 57 and 60.



FEATURES:

- High grade, specially designed, alnico magnet meters, indirectly lighted.
- Lightweight, sturdy chassis with rich hammerloid finish.
- Five-inch ball bearing rubber casters with brakes, all circuits fully protected against improper hook-ups.
- All four panel units operate entirely independent of one another and are sealed against dust and atmospheric interference.
- Operates entirely from six volt storage battery.
- Special compartments for accessories and tools.
- Completely written and easy to understand book of instructions, highly illustrated, covering each simple hook-up furnished with equipment.

[*5% discount cash with order not applicable to this item.]

• ALL ITEMS Sold with a MONEY BACK GUARANTEE •

MOTOR TESTER

KMO 381

Weight 175 lbs.

*Price \$350.00

The model KMO 381 Motor Tester provides you with a fully equipped department to conduct a modern, scientific motor testing service.

Dealer Service Departments desiring to serve their customers better, eliminate guesswork, and show exactly what is needed to restore engine efficiency and performance, will find this tester the answer to that desire and the means of greatly increasing parts and labor sales.

The following tests can be made with the KMO 381 Motor Tester:

- Engine R.P.M.—Idle Speed
- Vacuum Reading
- Cylinder Balance
- Compression Readings
- Battery Capacity
- Cranking Voltage
- Starting Motor Amperage Draw
- Coil Capacity
- Condenser Resistance
- Distributor Dwell Angle
- Distributor Timing
- Secondary Current at Spark Plugs
- Generator Output
- Voltage Regulator Adjustment
- Engine R.P.M.
- Fuel Pump Vacuum
- Fuel Pump Pressure

The following accessories are included:

- KMO 330 Volts-Ampere Tester
- KMO 332 Battery Starter Tester
- KMO 213 Compression Tester
- KMO 318 Power Timing Light
- KMO 333 Cylinder Balance Tester




FEATURES:

- Highest grade, specially designed, alnico magnet meters, indirectly lighted.
- Lightweight metal chassis with hammerlock finish.
- Four-inch rubber casters with brakes.
- All circuits fully protected against any improper hook-ups.
- Completely written and highly illustrated book of instructions covering each simple hook-up furnished with equipment.

[*5% discount cash with order not applicable to this item.]

• BUY DIRECT From Service Tool HEADQUARTERS •



COMBUSTION TESTER

KMO 382

Weight 120 lbs.

*Price \$185.00

For maximum gas mileage, power, and pick-up, the carburetor must be properly calibrated and adjusted. This can be done in a simple, easy manner with the KMO 382 Combustion Tester. Any mechanic can quickly become a carburetor expert. Carburetor difficulties are cleared up with speed, all guesswork is eliminated.

The five fundamental divisions of all carburetors can be completely checked with this unit . . .

- Idle Speed System
- High Speed System
- Accelerating System
- Choke System
- Air Cleaner System

The KMO 382 Combustion Tester is a companion unit to the KMO 381 Motor Tester and is made available to dealers who prefer equipment of this kind in an individual unit. See Page 59 for Portable Type Combustion Tester.

[*5% discount cash with order not applicable to this item.]

• **SAVE MONEY—BUY DIRECT** *From Service Tool* **HEADQUARTERS** •

ENGINE TUNE-UP

TIMING LIGHT

KMO 161

Weight 1 lb.

*Price \$6.00

The Timing Light fills a definite need in your service department. Simple, easy to use. With it you can quickly and accurately time an engine. The fly wheel marking is distinctly and clearly seen while engine is running—no blur—no smear.

The Timing Light gives absolute stroboscopic action—synchronizing light with movement. Its long slender barrel makes it convenient to use on any model or make of car.



ENGINE VACUUM GAUGE


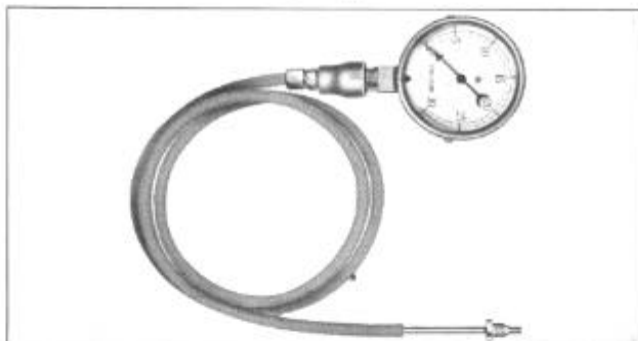
J 89

1933 to 1941 Models

F.O.B. Jackson, Mich., \$2.50

F.O.B. Oakland, Cal., \$2.65

Weight 1 3/4 lbs.




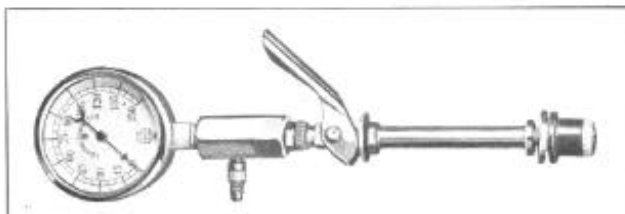
CYLINDER COMPRESSION GAUGE

J 759

1933 to 1941 Models

Price \$5.75

Weight 1 3/4 lbs.



[*5% discount cash with order not applicable to this item.]

• BUY DIRECT From Service Tool HEADQUARTERS •

ENGINE TUNE-UP

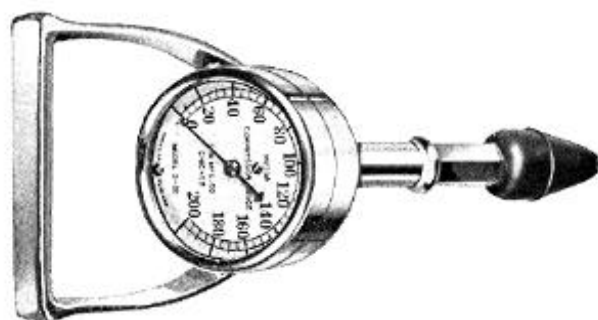
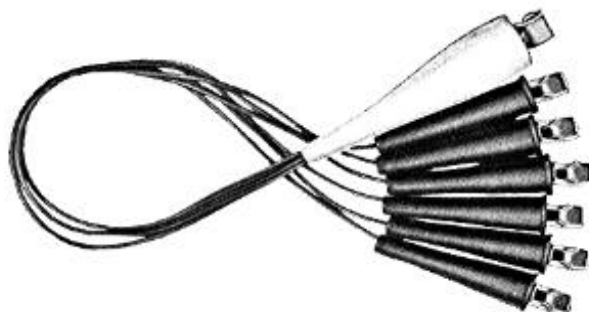
CYLINDER BALANCE TESTER

KMO 333

All Models
Weight 1/2 lb.

***Price \$2.00**

The KMO 333 Cylinder Balance Tester is an invaluable addition to any shop. It is used in conjunction with the KMO 144 Vacuum Tester, which enables you to readily check for uniform power impulses which is so essential for smooth economical engine performance.



CYLINDER COMPRESSION TESTER

KMO 213

All Models
Weight 1 lb.

***Price \$8.00**

A handy portable instrument that quickly and accurately shows the exact pounds pressure in each cylinder. It enables you to determine the true condition and efficiency of the valves, pistons, and rings. Furnished with a universal rubber fitting that fits all spark plug holes and a special designed check valve that holds the compression in the gauge until released by the operator.

FUEL PUMP VACUUM TESTER

KMO 144

All Models
Weight 3 lbs.


***Price \$8.00**

Many quick tests are made with this convenient unit. The gauge has two scales, "0" to "27" inches of vacuum and "0" to "5" pounds pressure.

The vacuum readings give numerical indications, such as: sticky valves, carburetor too rich or too lean, late timing, intake manifold leak, etc.

The low poundage pressure readings enable you to test fuel pump suction and pressure. You easily can detect fuel pump trouble, such as: leaky valves, defective diaphragm, or improper pressure of the pump.

All necessary adapters for quick connections are included with each Tester.



[*5% discount cash with order not applicable to this item.]

• ALL ITEMS Sold with a MONEY BACK GUARANTEE •

ENGINE TUNE-UP


COIL TESTER

KMO 376


All Models

Weight 13 1/2 lbs.

*Price \$48.00



This Tester is simple and fast to operate and puts every coil under the microscope leaving no doubt as to its efficiency and satisfactory operation. All tests are made with 6 volt battery either on or off the car. In addition to the coil test, this unit has a complete coil heating power pack and a current balance test for the entire secondary circuit that enables you to locate corroded or loose secondary contacts.



DWELL-TACH TESTER

KMO 298

All Models

Weight 10 lbs.

*Price \$48.00

A complete distributor tester combined in one handy, portable unit. One simple hook-up for all distributor tests is all that is required to determine dwell angle or point spacing at any speed of the engine.

Sturdily built, simple to use, and thoroughly dependable, this unit will prove a real business builder in your Service Department.

[*5% discount cash with order not applicable to this item.]

• BUY DIRECT From Service Tool HEADQUARTERS •

ENGINE TUNE-UP


COMBUSTION TESTER

KMO 378

Weight 12 lbs.

*Price \$60.00

All Models



This Tester provides the same precision tests as the large KMO 382 Combustion Tester. The unit is entirely portable permitting its use either on the road or in the shop. Completely checks carburetor at both low and high speeds, as well as the accelerating pump and choke mechanisms. Carburetor adjustments can be detected within five seconds and tests completed in ten seconds. No time is lost and no guessing required when using this indispensable carburetor diagnostician.

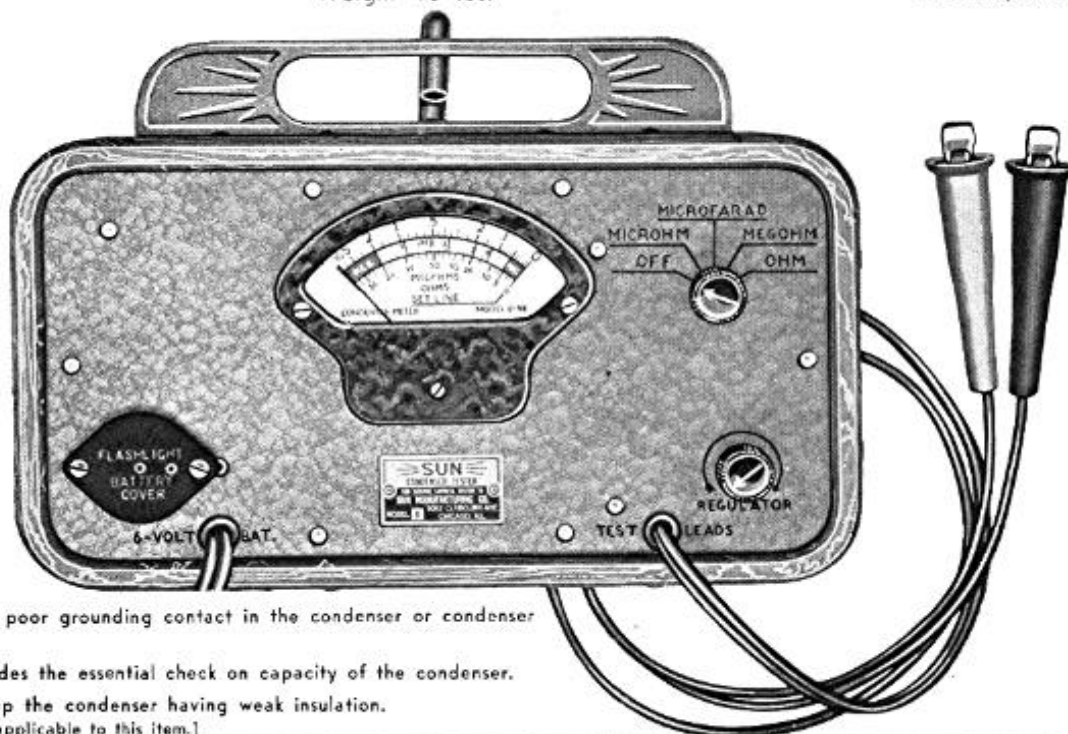
CONDENSER TESTER

KMO 377

Weight 10 lbs.

*Price \$48.00

All Models



The KMO 377 Condenser Tester makes a quick job of condenser and resistance tests. In addition to the condenser tests, there are also other checks available with this valuable unit. Resistance tests of from 1 ohm to 10,000,000 ohms are speedily made. Gas Gauges, relays, resistance units, radio parts, suppressors, etc., are easily tested.

By simply turning the switch in rapid rotation, you can make these tests:

1. Microhm test which locates poor grounding contact in the condenser or condenser circuit.
2. Microfarad test which provides the essential check on capacity of the condenser.
3. Megohm test which shows up the condenser having weak insulation.

[*5% discount cash with order not applicable to this item.]

• **SAVE MONEY—BUY DIRECT** *From Service Tool HEADQUARTERS* •

VOLTS-AMPERE TESTER

KMO 330

Weight 10 1/2 lbs.

All Models

*Price \$35.00

Voltage regulator testing is made easy with this handy portable unit. Adjustments are made easy with this unit, which otherwise is usually a troublesome job.

The KMO 330 Volts-Ampere Tester has highest quality Alnico magnet meters combined with a specially designed variable resistance that gives positive results.



BATTERY STARTER TESTER

KMO 332

Weight 11 3/4 lbs.

All Models

*Price \$38.00

With this Tester you can quickly determine whether the starting motor circuit is functioning properly. Helps you sell new batteries, starter overhauls, ground cables, starter cables, and starter switches.

The KMO 332 Battery Starter Tester is simple, easy, and fast. One large double acting knob sets the Tester for testing starters by turning it to the left, for batteries by turning it to the right. Carbon pile for the battery has 600 amp. capacity with fine adjustment and definite "off" position.

Meters are of the highest grade with Alnico magnets. Easy to read meters with 3 volt, 15 volt, and 600 amp. scales.



POWER TIMING LIGHT

KMO 318

Weight 3 lbs.

All Models

*Price \$15.00

For the best in an engine timing light, the KMO 318 Power Timing Light is without an equal. It does a precision perfect job of timing a motor. The instrument supplies a clean cut stroboscopic flash regardless of motor speed, even showing tool marks on the flywheel at top speed, and distinctly visible at a distance as great as three feet.



[*5% discount cash with order not applicable to this item.]

• BUY DIRECT From Service Tool HEADQUARTERS •

WHEEL ALIGNMENT

INDEX

No.	Name	Page
J 710-H	Toe-In Gauge	63-64
J 751	Turning Angle Indicators	63-64
J 800-A	Jiffy Aligner for Caster, Camber and King Pin Angles.....	63-64
J 1500	Wheel Aligner	62
KMO 55-J	Static & Dynamic Wheel Balancer.....	65
KMO 57-J	Dynamic Wheel Demonstrator.....	66
KMO 151	Dynamic Wheel Balancer.....	66
KMO 163	Wheel Balance Weights (not illustrated).....	65

• ALL ITEMS *Sold with a* MONEY BACK GUARANTEE •

WHEEL ALIGNMENT

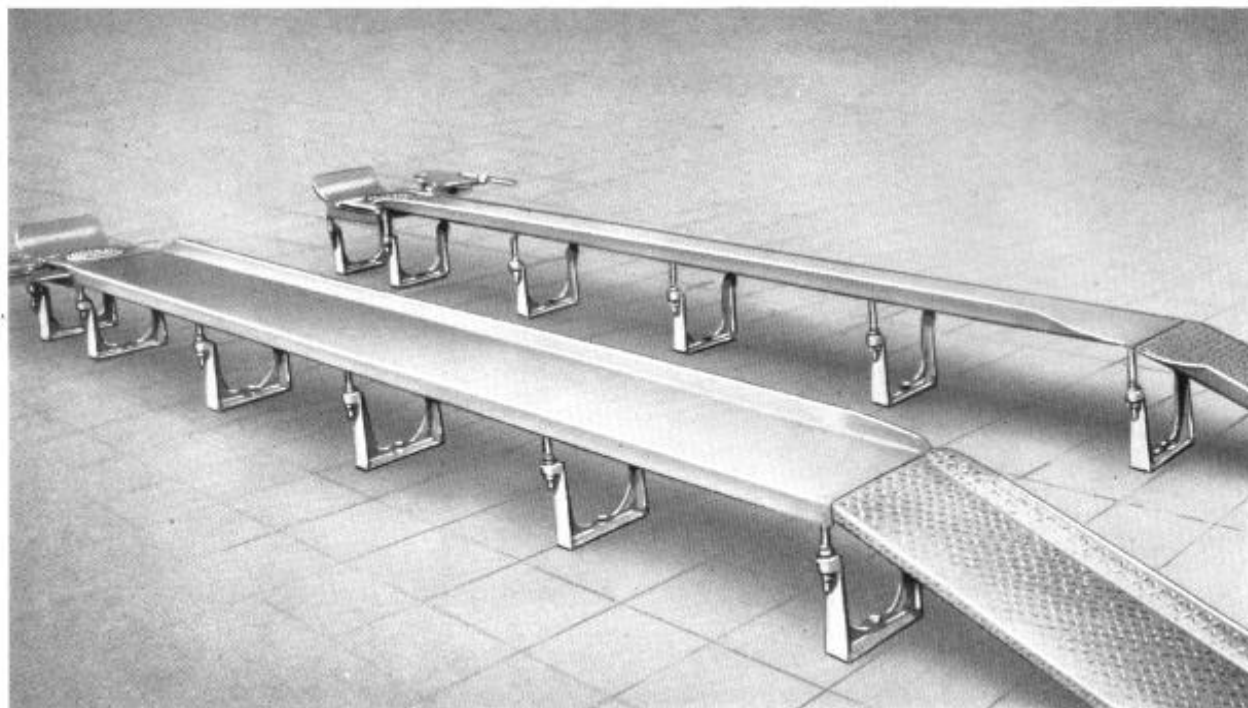
FRONT WHEEL ALIGNER

Weight 1,200 lbs.

J 1500

F.O.B. Jackson, Mich., \$235.00

F.O.B. Oakland, Cal. \$279.50



This completely new Front Wheel Aligner at an amazingly low price puts the facilities for complete wheel alignment service within the reach of every Hudson dealer. Many features available in this equipment have been found only in the most expensive types of front end units. Wide 14-inch runways, 16 inches high, with 6-inch installation

attachments, simplified toe-in check with magnified scale readings . . . camber, caster and king pin inclination checks taken with one unit . . . ball bearing turntables are but a few outstanding features of this exceptional equipment.

The J 1500 Wheel Aligner has been designed to enable dealers who may have previously purchased our J 800-A "Jiffy" Gauge and J 751 "Jiffy" Turning Angle Indicators to utilize this equipment in conjunction with the J 1500 Aligner. Dealers who have this equipment need only order . . .


J 1500-A Front Wheel Aligner with Toe-in Gauges

F.O.B. Jackson, Mich., \$199.50

F.O.B. Oakland, Cal., \$244.00

SPECIFICATIONS

Overall Length (including runways and ramps) 21 ft.
Overall Width 8 ft.
Width of Runways 14 in.
Height of Runways 16 in.



VIEW SHOWS CLOSE-UP OF ALIGNER HEADS

• **BUY DIRECT** *From Service Tool* **HEADQUARTERS** •

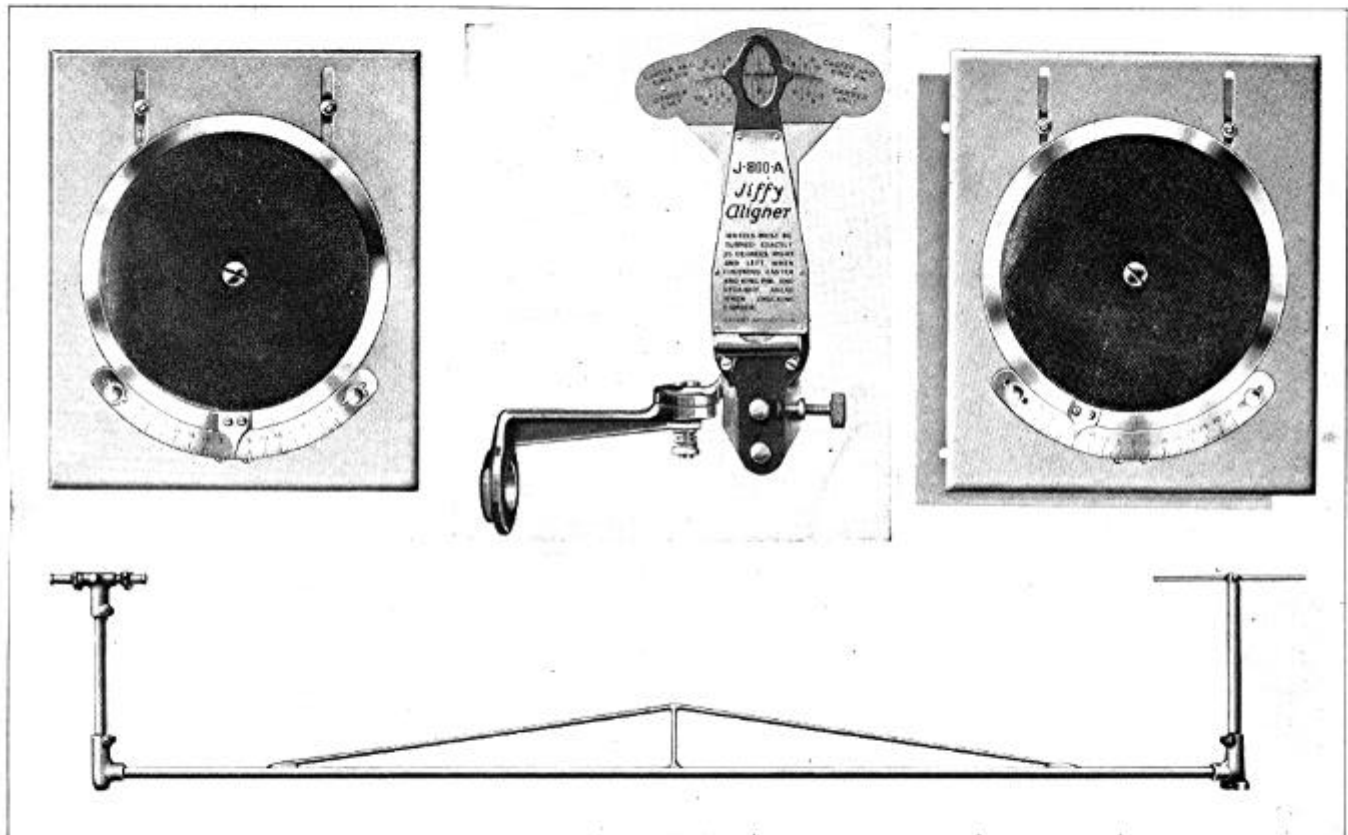
WHEEL ALIGNMENT

The HM Wheel Alignment System

(Complete Checking Equipment)

This equipment has been designed after a great deal of thought and study of the needs of the average shop. The simplicity and speed with which an accurate diagnosis of front-end trouble can be made, makes it outstanding. All complicated calculations are eliminated—all readings are

direct. It requires no specialized training—any good mechanic can use it effectively after a few minutes' study of the detailed instructions furnished with the equipment. It is offered at a price that permits every dealer to adequately equip for this very profitable branch of service work.




- | | |
|--|--------------------------------|
| J 800-A "Jiffy" Aligner for Caster-Camber and King Pin Angles..... | F.O.B. Jackson, Mich., \$17.00 |
| Weight 2 lbs. | F.O.B. Oakland, Cal., \$17.75 |
| J 751 Turning Angle Indicators (Set of 2)..... | F.O.B. Jackson, Mich., \$30.00 |
| Weight 48 lbs. | F.O.B. Oakland, Cal., \$33.00 |
| J 710-H Toe-In Gauge | F.O.B. Jackson, Mich., \$15.50 |
| Weight 20 lbs. | F.O.B. Oakland, Cal., \$17.00 |


**WALL CHART SHOWING DETAILED OPERATING INSTRUCTIONS
FURNISHED WITH THIS EQUIPMENT**

• **SAVE MONEY—BUY DIRECT** *From Service Tool* **HEADQUARTERS** •


WHEEL ALIGNMENT



J 800-A Caster-Camber-King Pin Gauge



J 751 Turning Angle Indicators



J 710-H Toe-in Gauge

• BUY DIRECT *From Service Tool* HEADQUARTERS •

WHEEL ALIGNMENT


COMBINATION STATIC and DYNAMIC WHEEL BALANCER

KMO 55-J

Weight 250 lbs.

F.O.B. Factory \$212.50

F.O.B. Oakland, Cal., \$230.00



WHEEL IN POSITION FOR
DYNAMIC BALANCE

Static and Dynamic Balance is required to avoid excessive tire wear, high speed shimmy or road tramp.

A wheel balanced statically may be described as being in balance from top to bottom, since one out-of-balance statically will come to rest with the excess weight at the bottom. A wheel out-of-balance dynamically will not run in a true plane since the heavy portion tends to deflect it from its true course or sideways. This effect becomes more pronounced as speed increases.

Tires and wheels out-of-balance will cause front end instability, tire wear, and roughness of ride which is entirely avoidable. This condition can be quickly and easily corrected at low cost.

The KMO 55-J Balancer is a combination static and dynamic balancer that is easy to operate, extremely accurate and quickly indicates the location and amount of unbalance.

KMO 55-J Combination Static and Dynamic Wheel Balancer complete with cabinet (illustrated below), weight removers, face plates and studs.

BALANCING WEIGHTS


KMO 163



Price	Less than 150	More than 150
1/2 to 3 1/2 oz.	15c ea.	13c ea.
	4 to 6 oz.	20c ea. 18c ea.

Manufactured in Nine Sizes

No. 800	— 1/2 oz.
No. 801	— 1 oz.
No. 801 A	— 1 1/2 oz.
No. 802	— 2 oz.
No. 802 A	— 2 1/2 oz.
No. 803	— 3 oz.
No. 803 A	— 3 1/2 oz.
No. 804	— 4 oz.
No. 805	— 5 oz.
No. 806	— 6 oz.



• ALL ITEMS Sold with a MONEY BACK GUARANTEE •

WHEEL ALIGNMENT



DYNAMIC WHEEL BALANCER

KMO 151

The KMO 151 Balancer is designed for dynamic balance. It demonstrates the action of a dynamically out of balance wheel. Shows the amount of out of balance existing and the exact spot on the wheel and tire assembly where weights are to be applied to make the correction.

F.O.B. Factory\$139.00

Shipping Weight 165 lbs.

DYNAMIC WHEEL DEMONSTRATOR

KMO 57-J

This unit is necessary to:


1. Quickly locate wheel fight without dismounting the wheel.
2. To show the owner the need for this service and why it should be purchased.
3. To prove to the owner your results after properly balancing wheels.

How it works:

Simply jack up the car, contact the high speed motor with the tire and the spinning wheel will do the selling if the wheels are the source of the trouble. After correction demonstrate the smooth running wheel.

F.O.B. Factory\$53.00

Shipping Weight 44 lbs.



SPECIFICATIONS

10,000 R.P.M. Universal Motor.

110 Volt, 25 to 60 Cycle, A.C. or D.C.

20 ft. Extension Cord.



• BUY DIRECT From Service Tool HEADQUARTERS •

BODY

INDEX

WELDING AND SOLDERING

No.	Name	Page
J 330	"Jiffy" A.C. Arc Welder	68
KMO 41	Ace Solder Spray Gun Outfit	70
KMO 42	Electric Solder Iron	70
KMO 209	Safety "Pumpless" Blow Torch	71
KMO 258	Sheet Metal Welding Outfit	69
KMO 260	Solder Torch and Brazing Outfit	71
KMO 263	General Purpose Welding Outfit	69
KMO 1141	Welding Tank Truck	69

METAL BUMPING

B 210-X	"Jiffy" Bumping Hammer and Cutting Chisel Set	83
KMO 221-A	Hand Bumping Tools	84-85
KMO 400-A	Dual Power Hydraulic Mechanical Unit	74
KMO 400-B	Dual Power Mechanical Unit	75
KMO 400-C	Single Jack Unit	77
KMO 400-D	Auxiliary Jack Unit—Only	77
KMO 400-F	Frame Straightening Attachments	77
KMO 710-TA	Tool Truck	77

GRINDING AND POLISHING

KMO 194	Portable Electric Sander 7"	82
KMO 212	Flexible Shaft Sander and Polisher	80
KMO 228	Combination Portable Electric Sander and Polisher	79
KMO 270	Flexible Shaft Sander	81
KMO 1123	Portable Electric Polisher 7"	82

PAINTING

KMO 257	Paint Spray Unit	86
KMO 261	DeLuxe Striping Outfit	87
KMO 279	Spray Masking Rings	87
KMO 287	Radiator Core Paint Spray Gun	87
KMO 1144	Air Duster	87

UPHOLSTERY CLEANING AND REPAIR

KMO 278	Upholstery Cleaner	91
---------	--------------------	----

SPECIAL TOOLS

No.	Name	Page
B 33	Steel Clamps—6 ft.	90
B 35	Steel Clamps—12 inch	90
B 65	Steel Clamps—6 inch	90
B 114	Broken Glass Remover	88
B 170-H	Hinge Pin Remover	88
B 182-A	Body Cement Gun	88
B 183-A	Graph-Air Gun	89
B 206	Phillips Screw Driver	88
B 207	Phillips Screw Driver	88
B 212	Door Straightener	73
B 229	Sheet Metal Clamping Pliers	83
B 231	Trim Moulding Removing Plier	83
J 1268	Body Shimming Jack	72
J 1310	Chassis Checking Gauge	72
KMO 166	Lock Conditioning Tool Set	88
KMO 181	Body Checking Tram	72
KMO 182	Adjustable Bending Bar	72
KMO 229	Electric Bench Grinder—1/4 H.P.	82
KMO 247	Glass Holder	89
KMO 262	Sheet Metal Cutting Tool	83
KMO 264	Storage Cabinet	91
KMO 289	Floor Model Floodlight	93
KMO 290	Triple Purpose Extension Light	93
KMO 291	Portable Floodlight	93
KMO 292	Portable Floodlight	93
KMO 920	Electric Drill—1/2"	82
KMO 923	Electric Drill—1/4"	82
KMO 7000-K	Electric Bench Grinder—1/3 H.P.	82

COMPOUNDS AND SUPPLIES

B 135	Solder Paddle	89
B 195	Solder Flux	89
B 200	Deadener Felt	89
KMO 278	Upholstery Cleaner	91
	Welding Rod	89
	Compounds and Cement	92
	Body Files	90, 94

Purchase the "Jiffy" Arc Welder Out of Savings



"JIFFY" AC ARC WELDER

J 330

You can buy the "Jiffy" out of the savings effected by its economy of operation in less than 90 days. **You Save 90 cents an hour.** The cost of operating the "Jiffy" Welder is but eight cents for an hour of average welding, as compared with the cost of Oxy-Acetylene welding of 98 cents per average welding hour—representing a substantial savings of 90 cents per each welding hour. If you weld but one hour a day, your savings in economy of operation pays its entire cost in 90 days. It costs you nothing.

Bumper bars, brackets, frames, inner construction, cylinder heads, blocks, and many other welding operations can be performed at lower cost and with less care and skill with the "Jiffy" Arc Welder. Pre-heating is unnecessary, and warping is eliminated.

FEATURES:

COMPLETE HEAT RANGE—The "Jiffy" provides a range of heat adjustments from 15 amperes to 145. This wide range is ideal for car dealer operation and serves all practical purposes from thin sheet metal to heavy frame stock.

\$79⁵⁰

F. O. B. Jackson, Mich.

F. O. B. Oakland
Calif., \$84.50

SPECIAL BUILT-IN REACTOR—

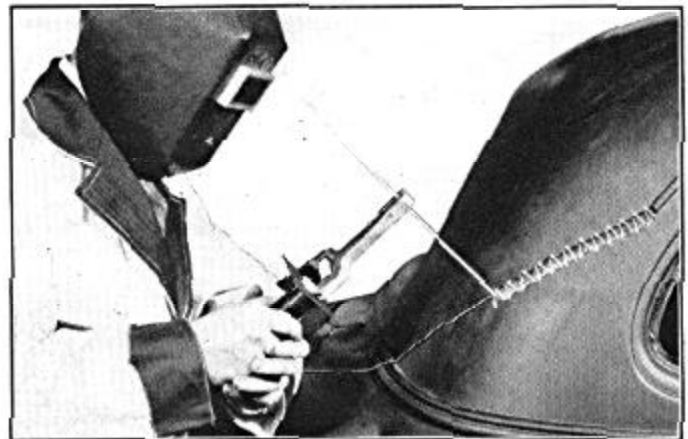
Provides steady arc and proper heat control for low range and thin sheet metal welding.

OUTSTANDING VALUE—The "Jiffy" is of sound rugged construction, for hard shop use with no moving parts. Over-sized transformer, heavy expanding plug type taps, solid metal case of attractive design and free rolling casters make this unit comparable with others at twice the cost. You are privileged to judge it and return it on that basis.


Specifications:

Voltage 220 A.C.—60 cycles—K.W.—4 amperes. Primary 30 Max. amps. Secondary 145—capacity. A.C. Ground cable, 15' No. 12 with clamp—Electrode cable, 15' No. 12—Electrode holder, Heavy duty and hand shields—Welder cable, 5' with rubber plug—casters heavy duty 2 3/4" rubber tired—Helmet adjustable, double glass, glass No. 10—Height 22"—width 12"—depth 12".

A complete manual, with illustrations of typical jobs furnished free with every "Jiffy" welder.



Electric Arc Welding is the most economical method of joining metal. The Jiffy's wide range of adaptability makes it ideal for all around welding purposes




Welding cast iron or aluminum cylinder heads made easy

• BUY DIRECT From Service Tool HEADQUARTERS •

Save up to 25%—Oxy-Acetylene Welding Equipment

KMO Welding and Cutting Equipment is of high quality standard construction and universally recognized for its outstanding serviceability. You can save upward of 25% on original cost, from a wide selection of types.



COMPLETE SHEET METAL WELDING OUTFIT

KMO 258

Heavy Duty Sheet Metal Outfit consists of:

1	KMO-258-1	Hi-Speed Welding Torch	\$10.00
1 ea.	KMO-258-2	Nos. 2, 4, 6 Type E. E. Elbow Tips	3.50
1	KMO-258-3	Oxygen Regulator	14.75
1	KMO-258-4	Acetylene Regulator	12.50
1	KMO-258-5	Commercial to P.O.L. Adapter	1.50
1	KMO-258-6	12½ ft. Siamese Hose	3.85
4	KMO-258-9	Hose Connections	1.00
1	KMO-258-7	Round File Lighter	.25
1 pr.	KMO-258-8	Welding Goggles with No. 19 lens shade No. 6	1.35

Total.....\$48.70

COMPLETE **\$36⁵⁰** F. O. B. Factory
F. O. B. Oakland
Calif., \$38.10

Save \$12.20 on this regular \$48.70 Outfit

COMPLETE GENERAL PURPOSE WELDING OUTFIT

KMO 263

Same as KMO-258 Outfit illustrated, but with Model KMO-263-1 General Purpose Welding Torch 3 Nos. 5, 10—type A. Welding tips.

F. O. B. Factory, \$42.50
F. O. B. Oakland, Calif., \$44.10

HI-SPEED SHEET METAL WELDING TORCH



Especially designed for general automotive body and sheet metal work, where balance, lightness are of utmost importance.

KMO-258-1 (Over-all length 13"—Weight 14 oz.)—less tips \$10.00

KMO-258-2 (E. E. Elbow type tips)

Sizes 1-5 Inc., each.....\$1.00 each

Sizes 6-10 Inc., each.....1.50 each

GENERAL PURPOSE WELDING TORCH (as included with KMO 263 Outfit)



KMO 263-1 (Over-all length 19"—Weight 28 oz.)—less tips \$15.00

KMO 263-2 (Type A Stelco Tips)

Sizes 1-5 Inc., each.....\$1.25

Sizes 6-10 Inc., each.....1.50

Sizes 11-15 Inc., each.....2.00

CUTTING ATTACHMENT



Designed to meet requirements of users of Series KMO-263 Welding Torch, sturdily constructed, light in weight and economical to operate.

No. C-4 (Over-all length 12"—Weight 30 oz.)—less tips.....\$15.00

No. C-1 C-4 Inc.—Cutting tips, each.....2.50

WELDERS' GOGGLES



Featherweight, strong, comfortable and well ventilated.

Large 50 MM diameter lenses—Clear cover lenses furnished with all goggles.

KMO-258-8 Goggles—per pair.....\$1.35

Equipped with Smoke Green lenses—shades 3-8 Inc.

ROUND FILE LIGHTERS

Designed with a superior round file, guaranteeing long and efficient service.

Long wearing sparking material in the tips gives in excess of 1500 lights per tip.

KMO-258-7 Round File Lighter—each.....\$0.25

Renewal Tips—each......10

WELDING TANK TRUCK KMO 1141

F.O.B. FACTORY
\$13.00

F. O. B. Oakland
Warehouse, \$15.00



Indispensable where the Welding Outfit has to be taken to the job. Strongly made and will accommodate two large cylinders—12" wheels.

• ALL ITEMS Sold with a MONEY BACK GUARANTEE •

Ace Solder Spray Gun Makes Paddle Soldering Easy

ACE SOLDER SPRAY GUN OUTFIT

KMO 41

The Ace Spray Gun equipped with the improved quick turn head makes reliable tinning, solder spraying and paddle soldering easy for the operator.

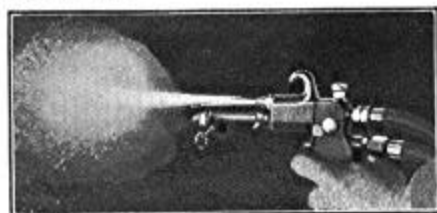
Body men everywhere are making more dollars from dents—and pleasing customers with better work than ever before, and effecting savings, with modern methods.

The Outfit consists of:

1. Ace Solder Spray Gun.
 2. Ace Tinner.
One tube. No danger of acid corrosion. It tins and fluxes in perfect bond at 200 degrees F.—Too cool to warp even the thinnest panels—Reorders \$0.95 per tube.
 3. Ace Slicket.
One large tube. This specially prepared lubricant for paddling block will not carbonize on work—Reorders \$0.40 per tube.
 4. Special Body Solder.
Alloyed to melt at low temperature, when heated with torch this alloy remains soft and plastic long enough to permit easy paddling—For reorders see B-196 special body solder illustrated on page No. 28.
 5. Paddling Block.
 6. Friction Lighter.
 7. Oxygen Connection.
- Full instructions for use and maintenance of Ace Gun are included in each Kit.

\$39⁵⁰

F. O. B. Jackson,
Mich.
F. O. B. Oakland,
Calif.




TINNING—Proper and reliable tinning is dependent upon preheating of the metal and the application of the tinning compound. The Ace Gun makes this convenient by the simple change in position of the solder bowl. Tinning by this method is safe and most reliable.



SOLDER SPRAYING—The solder is melted in the solder bowl by the acetylene flame and is sprayed by air pressure regulated by a valve at the handle of the gun upon the tinned surface. This is very fast.



PADDLE SOLDERING—After spraying sufficient solder the bowl is again turned from the flame and the operator then uses the gun to heat the solder to plastic form for moulding as desired. This is necessary in all cases of solder spraying to obtain uniform texture free from air holes and flaws.



Extra Tips and Carbons

No. 1	Wedge Shape Tip—1 1/2" x 3"	\$1.70
No. 2	Battery Repair Tip—1 1/2" x 2 1/2"	1.70
No. 3	Radiator Repair Tip—1 1/2" x 4 1/2"	1.70
No. 4	Heavy Duty Pyramid Tip—1 1/2" x 4"	1.70
No. 5	Regular Tip—1 1/2" x 3"	1.70
	Carbons (6 Pencils and 6 Butts)	1.00

ELECTRIC SOLDER IRON

KMO 42

This new soldering iron, heated by a carbon arc enclosed within the copper tip produces more intense heat than is possible with a wire heating element. Heats to the proper degree and flows solder in 60 seconds and can be used efficiently with current on only intermittently—greatly reducing electric current consumption. Temperature is controlled by an instantaneous shockproof thumb switch that breaks the arc and current at the same time.

Comes complete ready for use with wedge shape tip, coil, 14 foot cord and two extra carbons. Operates on 110 volts, AC or DC current.

F. O. B. Jackson, Mich. **\$9.00**
F. O. B. Oakland Calif. \$9.90

• BUY DIRECT From Service Tool HEADQUARTERS •

SAFETY "PUMPLESS" BLOW TORCH

KMO 209

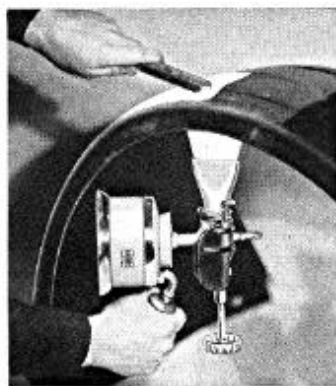

The new Safety "Pumpless" Torch represents the greatest improvement yet made in blow torches, making it the most efficient general purpose torch ever developed.

The New "Pumpless" feature entirely eliminates the hazard of pumping air and gasoline in the same container, of bursting pressures from too much pumping and the need of replacing leaky or worn out pump packing. Operates in any position or at any desired flame length with 100% combustion. No carbon monoxide gas, no soot in the flame.

Economy of operation is an outstanding feature, for it will actually do the work of a two-quart torch and in less time, yet the tank is only 1 pint capacity.

\$9.75

F. O. B. Jackson,
Mich.
F. O. B. Oakland,
Calif., \$10.00



Compact in size and properly balanced with handle set at correct angle to prevent fatigue. Tank is extra heavy seamless brass, stay bolted with center tube welded to top and bottom. Special alloy burner that is self cleaning with self sizing orifice, and blue steel wind guard.

Flame Spreading Device

KMO 209-A

\$1.00



SOLDER TORCH AND BRAZING OUTFIT

KMO 260

For paddle soldering and brazing, this solder outfit is the handiest you have ever used.

The torch's soft, broad flame assures speed and perfection. Large lightweight fibre grip handle assures perfect balance and comfort, which means so much to the operator when using a paddle for leveling solder.

Special fittings are included, making it possible to connect the outfit directly to the acetylene tank (uses acetylene only) of your welding outfit and does not interfere with the operation of the welding equipment, thus permitting the use of soldering and welding equipment at the same time.

Complete with 12½ ft. of hose.



\$8.95

F. O. B. Jackson,
Mich.
F. O. B. Oakland,
Calif., \$9.05

• **SAVE MONEY—BUY DIRECT** *From Service Tool* **HEADQUARTERS** •

BODY



ADJUSTABLE BENDING BAR

KMO 182

This sturdy bending iron will find a wide range of uses around the shop. Lower jaw is adjustable to provide a firm grip and an extension handle provides additional leverage. The toughest bending jobs submit meekly under the persuasion of this iron.

Price F. O. B. Jackson, Mich. **\$17.50**

F. O. B. Oakland, Calif., \$19.50.
Shipping Weight, 38 Lbs.

BODY CHECKING TRAM

KMO 181

Cross checking of bodies is the first step in modern body repair procedure in order to determine where and how much correction must be made. Its telescopic action makes it possible to make every type of check throughout the body whether long or short. A thumb screw permits locking at any desired position, and the ends of the gauge are slightly concaved to prevent slipping out of place when making checks.

Price F. O. B. Jackson, Mich. **\$3.50**

F. O. B. Oakland, Calif., \$3.85
Shipping Weight, 4 Lbs.

CHASSIS CHECKING GAUGE

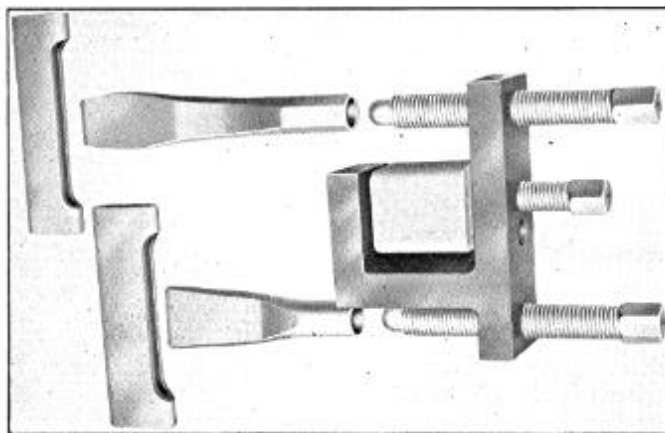
J 1310



Indispensable for checking distorted or bent frames. The gauge is telescopic in action and fully extended permits all necessary cross or longitudinal frame measurements. Furnished complete with 3 adjustable pointers.

F. O. B. Jackson, Mich. **\$9.75**

Shipping Weight 4 Lbs.
F. O. B. Oakland, Calif., \$10.75




The tool is designed to operate in limited space. The body of the jack easily clamps to any position of the chassis frame. Twin lifting screws are of ample size to raise any body from frame with little effort. The jack screw heads are hexagon to permit the use of ratchet socket wrench.

F. O. B. Jackson, Mich. **\$13.95**

F. O. B. Oakland, Calif., \$14.95
Shipping Weight, 14 Lbs.

This handy tool cuts the usual time of shimming bodies in half, and the time and labor saved on the first few jobs will pay its cost. It eliminates the necessity of blocking up with a floor jack, which may be dangerous, or trying to obtain a pry with a pinch bar with its consequent damage to parts of the car when making body, door adjustments.




• BUY DIRECT From Service Tool HEADQUARTERS •

Door Straightening Made Easy

DOOR STRAIGHTENER

B 212



Door straightening on modern All-Steel Bodies is a very common operation, and one that can be a difficult time consuming job. The B 212 Door Straightener has long been a popular unit, but particularly for all-metal door straightening it is virtually indispensable. Warped and damaged doors can be straightened in but a few minutes with one simple, effective set-up as compared with complicated hook-ups that require considerable time and that never are entirely effective or satisfactory.

It is universal in application. The lower foot pad extension can be moved up and down between channel uprights,

then locked at the exact point where pressure is desired.

The pressure clamp in the center has a round head on the end of a long range screw. This head, once it is pressed against the door, remains firm and does not turn when the screw is tightened, thus preventing the possibility of damaging upholstery.

This clamp is also adjustable to any desired up or down position.

The B 212 Door Straightener is built of heavy structural steel to withstand hard use and abuse to which it is subjected.

\$19⁰⁰


F. O. B. Jackson, Mich.

F. O. B. Oakland, Calif., \$20.50

Shipping Weight, 40 Lbs.

This view illustrates the B 212 Door Straightener applying pressure above the door handle for correct alignment on upper portion of the door frame. By exerting pressure with pressure clamp (A) the door may be bowed (between points indicated B) by placing the Straightener on outside of the Door, or it may be straightened by reversing the Straightener to the trimmed side of the door.

Pressure clamp is quickly adjusted to any position along door for other corrections



• BUY DIRECT From Service Tool HEADQUARTERS •

DualPOWER Body Jack Tools for Low

Advanced Body Repair Methods Require *DualPOWER*

Two Directional Damage . . . Creased Metal



ADDITIONAL BODY SPOONS

These Special Body Spoons are available if desired to supplement the regular body spoons supplied with the Dual Power Units.



JACK DOLLY BLOCK

BJ 63

F.O.B. Jackson Mich.,

\$3.50

F.O.B. Oakland, Cal.,

\$3.85

WHEELHOUSE PUSHER SPOON

BJ 64

F.O.B. Jackson, Mich.,

\$3.50

F.O.B. Oakland, Cal.,

\$3.85



QUARTER PANEL SPOON

BJ 65

F.O.B. Jackson, Mich., \$3.00

F.O.B. Oakland, Cal., \$3.30



These special body spoons are available and are additional.



DualPOWER HYDRAULIC- MECHANICAL UNIT KMO 400-A

\$77⁵⁰

F. O. B. Jackson,
Mich.
F. O. B. Oakland,
Calif., \$84.25

FEATURES:

DUAL POWER—Experience in steel body repair definitely establishes that common body damage exceeds the range of one jack. Unless pressure is simultaneously applied to "direct" and "radiating" damage, further damage, stretched metal and excessive finishing are the results.

LIGHT WEIGHT—is extremely important to provide ease of handling for the operator in making jack set-ups. Tiresome or laborious changes impose a handicap on good workmanship and encourage bad practice.

COMPLETELY EQUIPPED—with all essential and practical fittings designed especially for proper method of repairing damage, commonly found in doors, windows, trim, tops, trunks, cowl, panels and inner construction of steel bodies.

Specifications:

1 BJ-41 Hydraulic Power Unit—10,000 pounds capacity
—with BJ-42 Handle . . . 1 BJ-10 Mechanical Power Unit
—6000 pounds capacity, with BJ-8 18" Shaft and BJ-13
Jack Handle . . . 2 BJ-11 Power Unit Spreader Attachment
Rings . . . 1 BJ-56 Quick Acting Length Adjuster
with No. BJ-9 12" Shaft . . . 1 set of two Rubber Heads
—No. BJ-62 Large Size, No. BJ-61 Small Size . . . 1 set
of 4 Quick Detachable Body Spoons, Nos. BJ-30, BJ-34,
BJ-31, BJ-32 and BJ-7 lex adapter . . . 1 Heavy Duty
Wide Range Spreading Unit—Nos. BJ-14, BJ-15, BJ-16,
BJ-17 . . . 1 BJ-6 Adjustable Clamp, with No. BJ-33
Lifting Hook . . . 1 BJ-3 Quick Detachable Base, with
No. BJ-12 Multi-angle Swivel joint . . . 1 BJ-2 Close
Coupled Flat Base . . . 1 BJ-1 2" Radius Base . . . 1 set
of 6 Steel Tube Extensions—Nos. BJ-30 30", BJ-51 20" (2)
BJ-52 12", BJ-53 10", BJ-54 8" and 4 BJ-59 Couplings.
. . . 1 BJ-58 Heavyweight: Close Nipple—1/4", BJ-5
Angle Hook Fine 2/3.

Shipping Weight, 150 Lbs.

• BUY DIRECT From Service Tool HEADQUARTERS •

Cost Straightening and Refinishing

Engineered by Body Builders and Craftsmen

Radiating Strains . . . Require *Dual* POWER



Dual POWER
MECHANICAL
UNIT

KMO 400-B

\$69⁹⁰

F. O. R. Jackson,
Mich.
F. O. B. Oakland
Calif., \$75.90

ENGINEERED UTILITY—Every possible body straightening operation has been studied and fittings to meet the requirements of close quarters, one man operation, body construction and complete maneuverability. The essential features looked for by every competent operator.

ADAPTABILITY—All fittings are interchangeable, have quick change features and instant wide range adjustment for each jack.

SELECTION—Every part has been selected to meet specific body repair conditions commonly encountered and pictured on these pages. A definite purpose represents its value far beyond its cost.

Specifications:

2 EJ-10 Mechanical Power Units, 6000 pounds capacity with No. BJ-13 Jack Handles and BJ-8 18" Shaft. . . .
2 BJ-11 Power Unit Spreader Attachment Rings. . . .
1 BJ-56 Quick Acting Length Adjuster with No. BJ-9 12" Shaft. . . . 1 set of 2 Rubber Head Bumpers—No. BJ-62 Large Size, No. BJ-61 Small Size. . . . 1 set of 4 Quick Detachable Body Spoons, Nos. BJ-30, BJ-34, BJ-31, BJ-32, BJ-7 Hex Adapter. . . . 1 Heavy Duty Wide Range Spreading Unit—Nos. BJ-14, BJ-15, BJ-10, BJ-17. . . . 1 BJ-6 Adjustable Clamp with BJ-33 Lifting Hook. . . . 1 BJ-3 Quick Detachable Base with No. BJ-12 Multi-Angle Swivel Joint. . . . 1 BJ-2 Close Coupled Flat Base. . . . 1 BJ-1 2" Radius Base. . . . 1 set of 6 Steel Tube Extensions—Nos. BJ-50, BJ-51, BJ-52, BJ-53, BJ-54 and 4 BJ-59 Couplings. . . . 1 BJ-58 Heavyweight Close Nipple 1 1/4", BJ 5 Angle Hook Pins (2).

Shipping Weight, 148 Lbs.

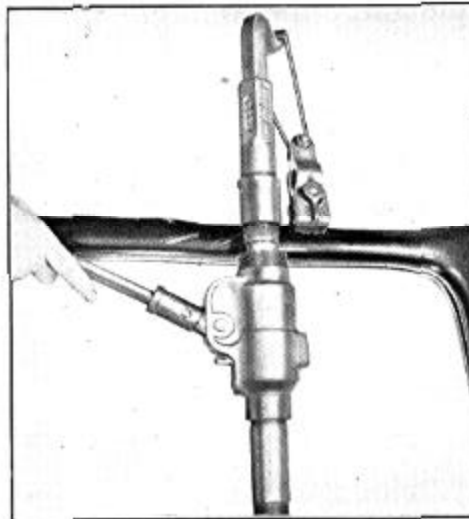


• **SAVE MONEY—BUY DIRECT** *From Service Tool* **HEADQUARTERS** •

Dual POWER Features



Hydraulic Body Jack—Capacity 10,000 lbs., designed especially for Body work, 6 1/4" stroke and weighing only 12 3/4 lbs.




Door Header Lifting Clamp—Adjustable, with lifting hook. Designed to make possible common door damage easy to get at and repair without creating additional damage.



Push and Pull Mechanical Body Jack—Capacity 6000 pounds. Stroke range up to 12 inches in one setting. Extremely convenient to handle and weighs only 10 lbs.




Instant Wide Range Length Adjuster—6000 lbs. capacity, interchangeable with both Jack Units. Permits quick thumb trip adjustments up to 12 inches in one setting. A great feature of maneuverability required in Dual Power operation.



Wide Range Spreading and Clamping Unit. From a short coupled spreading range of 2"—19" to a wide clamping range, when mounted on opposite ends of Jack Unit, that will take a cross section of the body.



Wide Angle Base of quick detachable bayonet type construction, permitting quick and free movement from side to side, required for rapid and convenient operation of Dual Power.



Rubber Bumper Heads—Large and small sizes for multi-purpose and general utility use.



Body Jack Soons that work behind inner panel constructions at all points of the body, with working faces that conform to any damaged area. This avoids localized pressure and distortion.

• BUY DIRECT From Service Tool HEADQUARTERS •

Engineered for Body Craftsman

SINGLE JACK UNIT

KMO 400-C

ONLY

\$38.95

F. O. B. Jackson,
Mich.
F. O. B. Oakland,
Calif., \$42.85

This Single Jack Utility Unit, with instant length adjuster, represents a selection of indispensable tools required for handling commonly found body damage and having the widest range of utility at low cost.

Specifications:

- | | |
|--|---------------------------------------|
| 1 BJ-10 Mechanical Power Unit | 2 BJ-59 Steel Tube Coupling |
| BJ-13 Handle and BJ-8 18" Shaft | 1 BJ-3 Slotted Base |
| 1 BJ-56 Length Adjuster with BJ-9 12" Shaft | 1 BJ-12 Base Coupling |
| 1 BJ-11 Power Unit Spreader Attachment Ring | 1 BJ-6 Clamp with Ring |
| Steel Tube Extensions Nos. BJ-50, BJ-52, BJ-54 | 1 BJ-30 Wheelhouse Beading Spoon |
| 1 BJ-58 Heavyweight Close Nipple 1 1/4" | 1 BJ-7 Hex Adapter |
| | 1 BJ-32 Corner and Header Panel Spoon |
| | 1 BJ-33 Fender Hook |
| | 1 BJ-61 Small Rubber Head |
| | 1 BJ-62 Large Rubber Head |

Shipping Weight, 75 Lbs.

AUXILIARY JACK UNIT—ONLY

KMO 400-D

Auxiliary Jack Unit with Instant Length Adjuster, Rubber Bumper Heads and Steel Tubing Extensions make an ideal unit for anyone not now enjoying the advantages of Dual-Power.

ONLY

\$20.90

F. O. B. Jackson,
Mich.
F. O. B. Oakland,
Calif., \$22.90

Specifications:

- | |
|--|
| 1 BJ-10 Mechanical Power Unit with BJ-13 Handle and BJ-8 18" Shaft |
| BJ-56 Length Adjuster with BJ-9 12" Shaft |
| 1 BJ-11 Spreader Attachment Ring |
| Steel Tube Extensions Nos. BJ-52, BJ-54 and BJ-59 |
| Coupling—Rubber Bumper Heads Nos. BJ-61, BJ-62 |

Shipping Weight, 35 lbs.

FRAME ATTACHMENTS

KMO 400-F

ONLY

\$12.50


F. O. B. Jackson,
Mich.
F. O. B. Oakland,
Calif., \$13.50

Frame Attachments designed for use with both Hydraulic and Mechanical Power Units. Constructed to meet the most frequent requirements of common frame damage.

Specifications:

- | |
|---|
| BJ-4 90° Angle Base |
| BJ-21 Small Chain Plate |
| BJ-22 Large Chain Plate |
| BJ-23 Offset Wedge Toe or Spring Spreader (2) |
| BJ-24 V Block Base |
| BJ-60 7-foot Chain—with Grab Hook (2) |

Shipping Weight, 47 Lbs.




TOOL TRUCK
KMO 710-TA

F. O. B. Jackson, Mich.,
F. O. B. Oakland, Calif., \$10.75

\$9.75

• ALL ITEMS Sold with a MONEY BACK GUARANTEE •

DualPOWER Parts List



Part No.	Description	Price		Part No.	Description	Price	
		F.O.B. Jackson	F.O.B. Oakland			F.C.B. Jackson	F.O.B. Oakland
BJ-1	Radius Base, 2"	\$1.30	\$1.45	BJ-30	Wheelhouse Beading Spoon	\$ 3.00	\$ 3.30
BJ-2	Flat Base, 3 1/8" x 6 1/2"	1.45	1.60	BJ-31	Drip Moulding Spoon	3.00	3.30
BJ-3	Slotted Base	3.00	3.30	BJ-32	Corner and Header Panel Spoon	3.00	3.30
BJ-5	Angle Hooks pins (not shown)35	.40	BJ-33	Lifting Hook	2.00	2.20
BJ-6	Lifting Clamp with Ring	2.65	2.95	BJ-34	Cowl, Wheel House, Door Spoon	3.50	3.85
BJ-7	Hex. Adapter	1.00	1.10	BJ-41	Hydraulic Power Unit	15.00	16.50
BJ-8	18" Shaft for Power Unit with threaded adapter and stop collar	2.70	2.95	BJ-42	Hydraulic Power Unit Handle	1.00	1.10
BJ-9	12" Shaft for Power Unit with threaded adapter and stop collar	2.50	2.75	BJ-50	Steel Tube Extension, 30" x 1 1/4"	1.60	1.75
BJ-10	Mechanical Power Unit only	5.00	5.50	BJ-51	Steel Tube Extension, 90" x 1 1/4"	1.15	1.30
BJ-11	Spreader Attachment Ring	1.60	1.75	BJ-52	Steel Tube Extension, 12" x 1 1/4"80	.90
BJ-12	Base Bayonet Coupling	1.25	1.35	BJ-53	Steel Tube Extension, 10" x 1 1/4"80	.90
BJ-13	Mechanical Power Unit Handle25	.30	BJ-54	Steel Tube Extension, 5" x 1 1/4"50	.55
BJ-14	Toe Clamp—Plain Hole 2 3/16"	1.45	1.60	BJ-56	Length Adjuster	1.50	1.65
BJ-15	Toe Clamp Extension Tube, 2 3/16" x 12"	2.70	3.00	BJ-58	Heavy Weight Close Nipple50	.55
BJ-16	Toe Clamp Extension Tube, 1 3/8" x 13 1/4"	2.45	2.70	BJ-59	Steel Tube Coupling30	.31
BJ-17	Toe Clamp—Threaded	1.65	1.85	BJ-61	Rubber Bump Head (small)	3.00	3.30
				BJ-62	Rubber Bump Head (large)	4.00	4.40
				BJ-63	Jack Dolly Block	3.50	3.85
				BJ-64	Wheelhouse Pusher Spoon	3.50	3.85
				BJ-65	Quarter Panel Spoon	3.00	3.30

• ALL ITEMS Sold with a MONEY BACK GUARANTEE •

Extra Length **FLEXIBLE SHAFT**

4 Speed — $\frac{3}{4}$ H.P. Motor — 7 Ft. Flexible Shaft

FLEXIBLE SHAFT SANDER AND POLISHER

KMO 212

For the utmost in speed, convenience, satisfaction and dependable heavy duty service there is no substitute for these flexible shaft units. Never before has so fine a value been offered at this cost. Your money back if you do not find them to be exactly as claimed.

All Metal Bodies—and increased metal finishing demand heavy duty oversize equipment for satisfactory day by day performance.

Turret Top—sanding requires long flexible shafts to conveniently reach all parts, and without danger of tipping over the machine.

Convenience—for the operator must be considered in these long sanding operations, because back breaking weight in awkward positions only retards work and affects its quality. These flexible shaft units afford the greatest convenience to the operator and increase efficiency.

\$107⁵⁰

F.O.B. FACTORY
ONLY

Power—Every operator enjoys the feel of surplus power in these units, which can be called upon at will and without lugging around cumbersome, restrictive weight in order to get it.

SPECIFICATIONS

Four speeds—adjustable V-belt drive. Drive speeds of 900 and 1200 R.P.M. suitable for waxing, rubbing down and cleaning operations. High speeds of 2400 and 3600 R.P.M. for grinding and high speed sanding operations. Changing angle heads to obtain desired speed is eliminated by this multiple 4 speed machine.

Motor—Heavy Duty, $\frac{3}{4}$ H.P.—1725 R.P.M. Repulsion-Induction Type, 110-220 volt, 60 cycle A.C. with toggle switch mounted on terminable box. *Specify voltage when ordering.*

D. C. or odd voltage motors, \$10.00 additional net.

Heavy Duty Flexible Shaft—7 ft. patented flexible shaft constructed of oversized inner core of $\frac{1}{2}$ " diameter non-ravelling type—made of finest piano wire with driving ends of hardened hexagon steel (no keyways). The outside casing is oil-proof rubber, armored with bevel-edged rust-proofed steel—inside casing is lined with a patented non-metallic inner liner. This shaft is lighter and more flexible than the average shaft of half the size or capacity.

Low Center of Gravity—The motor is mounted close to the base and the jack shaft on an extension above. This places the long 7 ft. shaft high enough to reach the tops of cars and still keep the center of gravity close to the ground.

Large Wheel Free Rolling Truck—Is standard equipment on both these flexible shaft units—is only 22" wide and permits easy moving between closely spaced cars. Mounted on large 8" truck wheels and one caster it moves easily over rough and unfinished floors where ordinary caster tripod would offer difficulty.

The Motor and Upper Construction—of these units swivels freely above the 16" diameter tool tray and a convenient wrench and tool rest is provided for locating the angle head when at rest and for quick changing of sanding discs and attachments.

Height—36 inches. Shipping Weight—175 lbs.

Standard Equipment includes: One Right Angle Head, One 9" Flexible Pad, One 9" Sanding Disc.

• **SAVE MONEY—BUY DIRECT** *From Service Tool* **HEADQUARTERS** •

SANDERS Oversize for Heavy Duty

1/2 H.P. — Direct Drive — 7 Ft. Flexible Shaft Sander

FLEXIBLE SHAFT SANDER

KMO 270

The KMO 270 Flexible Shaft Unit embodies all of the outstanding features of the KMO 212 unit, but designed for shops requiring a separate sanding unit only.

Specifications:

Same as shown for KMO 212 unit on page 79 with exception of 4 speed feature and motor.

Motor—Heavy duty 1/2 H.P., 3450 R.P.M.—110—220 volt, 60 cycle A.C. with toggle switch mounted on terminal box. Specify voltage when ordering. D.C. or odd voltage motors—\$7.50 additional—net.

Standard Equipment consist of:

- 1 Right Angle Head
- 1 7" Flexible Pad
- 1 7" Sanding Disc

\$74⁵⁰

F.O.B. FACTORY
ONLY



ATTACHMENTS AND ACCESSORIES FOR FLEXIBLE SHAFT MACHINES



WHEEL ARBOR

Necessary for adapting straight or cup grinding wheels or wire brushes.

No. 505—Straight Wheel Arbor—1/2" diam. **\$1.00**

No. 505A—Cup Wheel Arbor—1/2" diam. **1.25**



DRUM SANDING ATTACHMENT

No. 340—3" diam. x 2" Drum. **\$3.00**

3" x 2" Sanding Belts, per doz. **1.20**



DRUM POLISHING ATTACHMENT

KMO 212 unit only.

No. 570—5" Long Polisher. **\$7.50**

No. 574—5" Wool Sleeve—only. **1.75**

FLEXIBLE BACKING PAD



No. 537—7" diam. **\$4.00**

No. 637—9" diam. **5.00**



FELT RUBBING PAD

No. 503—8" Felt Pad. **\$1.00**

No. 403—6" Felt Pad. **.75**



FLAT LAMBS WOOL BONNET

Can be mounted on angle head or straight sanding disc arbor.

No. 504—8" 1/2" Hole. **\$1.25**



GRINDING WHEELS

For convenience in changing wheels and to assure true running, we recommend the use of a wheel arbor for each wheel.

No. 716—6"x1"x3/8" Straight. **\$2.10**

No. 716C—6"x1 1/2"x1 3/4" Cup Shape. **2.70**

No. 516—5"x3/4"x1 1/2" Straight. **1.50**

No. 316C—4"x1 1/4"x1" Cup Shape. **1.60**

• BUY DIRECT From Service Tool HEADQUARTERS •

Electric Tools at New Low Prices

PORTABLE ELECTRIC SANDER 7" KMO 194

\$53.00

F. O. B. Jackson, Mich.
or Oakland, Calif.



Net Weight—8½ lbs.

A lightweight, compact sander with 7-inch disc, ball bearing construction and shock absorbing spindle drive mechanism which gives surprisingly smooth and vibrationless operation. Disc has a very flexible, live rubber pad mounted on a spring steel back. Auxiliary side handle can be used on either right or left side.

Complete with 12 abrasive discs—6 coarse—4 medium—2 fine—25 feet underwriter approved, heavy duty three conductor rubber covered cord.

Specifications

Motor—Universal for D.C. or A.C. up to 60 cycles.
Voltages—110, 150, 220, 250 (specify voltage when ordering).
Bearings—Ball Bearing throughout.
Speed—4200 R.P.M.—no load.
Amperes—2.3—full load.
Switch—Double pole, fully enclosed.
Cord—25 ft. rubber covered heavy duty three-wire with unbreakable plug.


Accessories and Attachments

No. 277	Lamb's Wool Bonnet, 7"	\$1.50
No. 261	Wire Brush, 6" x ½"	2.80
No. 8091	Spindle Extension for Grinding Wheel	2.25
No. 8092	Cup Grinding Wheel, 4"	2.00
No. 8093	Felt Pad, 7"	1.50
No. 707	Abrasive Discs (each)	.30

ELECTRIC DRILLS

\$45.00

F. O. B. Jackson, Mich.
or Oakland, Calif.



KMO 920—½"



\$26.50

F. O. B. Jackson or Oakland, Calif.
KMO 923—¼"

These 2 fine drills offer a remarkable value at this new low price. Ample power and refinement of every constructional detail insure unusual performance and long life. Particularly well suited to maintenance and repair work in any fender and body repair shop.

Motors—Universal for D.C. or A.C. up to 60 cycles
Voltage—110.

PORTABLE ELECTRIC POLISHER 7" KMO 1123

\$45.00

F. O. B. Jackson Mich.
or Oakland, Calif.



Net Weight—8 lbs.

It's easy to turn out a first class polishing job with this electric polisher in a fraction of the time necessary by hand. The dullness of old car finishes can be removed, and the lustre of the original finish hidden beneath an accumulation of road film can be brought out quickly, and at a comparatively small cost to the car owner at an excellent profit to the shop.


Specifications

Motor—Universal for D.C. or A.C. up to 60 cycle.
Voltages—110, 150, 220, 250 (specify when ordering).
Speed—1600 R.P.M.—no load.
Amps.—2.4—No load.
Bearings—Oversize ball-bearing.
Cord—25 ft.—3 wire rubber covered.
Switch—Automatic trigger with catch for continuous use.

Accessories and Attachments

No. 227	Lamb's Wool Bonnet, 7"	\$1.50
No. 8093	Felt Rubbing Pad, 7"	1.50

ELECTRIC BENCH GRINDERS



KMO 7000-K	6"—½ H.P.	\$27.50
KMO 229	6"—¼ H.P.	18.50

Motors—110 volt—50-60 cycle, A.C.

BODY

"JIFFY" BUMPING HAMMER AND CUTTING CHISEL SET

B 210-X


The "Jiffy" Air Hammer meets the demand for power equipment without the limitations of restrictive encumbrances.

It is not limited to only fender repair work, but can be used in metal bumping on sheet metal at any part of the car, and without any danger of stretching metal. You use it as an ordinary hand bumping hammer together with your regular dolly blocks. Efficient, but extremely light (weighs only 4½ lbs.) and perfectly balanced, it is easy to handle. The finger tip control and the special adjusting screw permits regulation of length and force of the stroke and makes possible complete control for light or heavy hammering.

The "Jiffy" hammer is not restricted to bumping purposes only, for so uniquely has it been designed that it can be used for sheet metal cutting, cement drilling and spot weld busting. Quick change heads makes it possible to change from bumping head anvil to socket head adapter that holds various cutting chisel attachments permitting a wide variety of metal cutting operations utilizing pneumatic power, which definitely saves time and labor.

\$39⁵⁰

F. O. B. Jackson, Mich.
F. O. B. Oakland, Calif., \$42.50



Specifications

Air Requirement—90 lbs. or more thru ¼" or larger air line.

Air Consumption—3½ cu. ft. per minute.

Delivers approximately 2500 blows per minute.

Energy of blow—5½ foot lbs. with 100 lbs. air pressure.

Set Consists of:

- B210-B "Jiffy" Bumping Hammer with Bumping Anvil Adapter
- B210-25 Caulking Head Adapter
- B210-26 Socket Head Adapter
- B210-27 Straight Sheet Metal Cutting Chisel
- B210-28 90° Sheet Metal Cutting Chisel
- B210-30 Sheet Metal Circle Cutter
- B210-31 Star Drill—for cement
- B210-32 Spot Welder Buster Chisel
- B210-33 Metal Box



SHEET METAL CUTTING TOOL

KMO 262

This cutting tool is indispensable in cutting and removing metal parts. Manipulated with a hammer the cutting tool is designed for cutting flat, formed or corrugated sheet metal, straight or circular. It does not distort metal and leaves two clean edges.




Price F. O. B. Jackson, Mich. **\$2.50**
F. O. B. Oakland, Calif., \$2.65

BELT MOULDING REMOVING PLIER

B 231

Specially designed tool permits removal of outside body trim moulding. Tip ends formed so as to grip and compress moulding retainer clips that hold the moulding in place.



Price F. O. B. Jackson, Mich. **\$0.65**
F. O. B. Oakland, Calif., \$0.70

SHEET METAL CLAMPING PLIERS

B 229



Specially designed to clamp tightly together sheet metal preparatory to welding and particularly required for installation of Turret Tops.

Pliers are drop forged, with wide face, even polished jaws and provided with a lock ring that permits the pliers to be securely locked and held in place.

Price F. O. B. Jackson, Mich. **\$2.50**
F. O. B. Oakland, Calif., \$2.75

• **SAVE MONEY—BUY DIRECT** *From Service Tool* **HEADQUARTERS** •

A Complete Matched Set for Body,

KMO 221-1—Large Double End Bumping Hammer—A perfect balanced ding hammer made with 2 round heads. From center of eye both ends weigh exactly the same, therefore, a constant grip is not necessary. Small face $1\frac{1}{4}$ in., large face $1\frac{5}{8}$ in. Length $6\frac{1}{4}$ in.—perfectly flat machine faces—weight 16 oz. F. O. B. Jackson, \$1.95
F. O. B. Oakland, \$2.15.

KMO 221-2—Single End Pick and Bumping Hammer—Especially designed pick punch, used to bump low spots while filing metal. Particularly recommended wherever metal is covered with a sound proofing material. Machined face, fully polished, drop forged from alloy tool steel—length 6 in.—weight $12\frac{1}{2}$ oz. F. O. B. Jackson, \$1.95
F. O. B. Oakland, \$2.15.

KMO 221-3—Offset Moulding Hammer—One of the most useful hammers yet designed. Permits striking a solid flat blow where, in many cases, it is impossible to get at with any other shape hammer. Round and square, highly polished, perfectly smooth flat face. Length 6 in. Faces $1\frac{1}{4}$ in.—weight 14 oz. F. O. B. Jackson, \$1.95
F. O. B. Oakland, \$2.15.

KMO 221-4—Extra Long Roof Rail Hammer—This hammer is made with just the right curved shank which permits working under roof rails, deep skirted fenders, cowls, and fender wells. Perfectly balanced. Length $7\frac{7}{8}$ in. Face $1\frac{1}{2}$ in. Weight 13 oz. F. O. B. Jackson, \$1.95
F. O. B. Oakland, \$2.15.

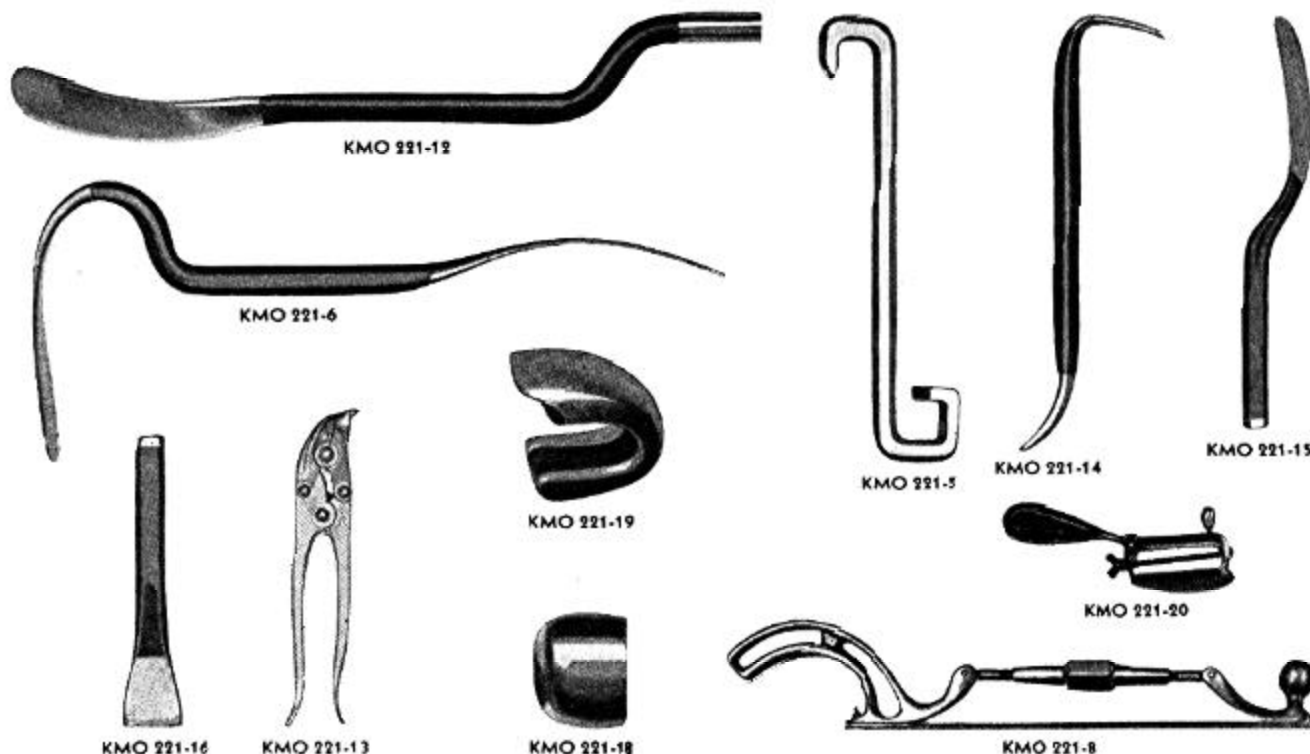
KMO 221-5—Fender Bead Tool—Extra heavy duty. Hand forged. Specially designed double end beading tool for straightening all reversed beads on new style fenders. Weight 3 lbs. 2 oz. F. O. B. Jackson, \$2.75
F. O. B. Oakland, \$2.95.

KMO 221-6—Door and Body Pry Spoon—A double end, heavy duty general purpose door and body pry spoon. Essential for prying and bumping on all metal doors, cowls, aprons, fenders and working back of inner construction. Both faces are very wide with slightly crowned surfaces. Ideal where maximum leverage is required—Weight $4\frac{1}{2}$ lbs. Length 22 in. F. O. B. Jackson, \$4.10
F. O. B. Oakland, \$4.50.

KMO 221-7—Lignum Vitae Mallet—Made of very hard wood yet light and properly balanced. Both faces are beveled and polished. Weight 12 oz. F. O. B. Jackson, \$0.75
F. O. B. Oakland, \$0.85.

KMO 221-8—Goose Neck Adjustable File Holder—Made of pure aluminum, highly polished and exceptionally durable. Ball end is large and eliminates cramped fingers. Fits both 12 in. and 14 in. files. F. O. B. Jackson, \$2.60
F. O. B. Oakland, \$2.85.

KMO 221-9—Extra Wide Face Shrinking Hammer—The wide faces of this hammer are essential for shrinking metal when heat is applied. Both faces are absolutely flat, eliminating the chances of stretching soft metal. An ideal panel bumping hammer, and particularly adaptable for use on painted surfaces. Length $4\frac{1}{4}$ in. Round face $1\frac{1}{4}$ in. Square face $1\frac{5}{8}$ in. Weight 17 oz. F. O. B. Jackson, \$1.95
F. O. B. Oakland, \$2.15.



SPECIAL HAND BUMPING SET

KMO 221-A

A complete set combining the minimum requirements of essential bumping tools to handle the most frequent jobs encountered daily. Consists of one of each Nos. KMO 221 -2 -6 -11 -12 -15 -16 -17 -18 -19, B-12 as illustrated.

\$23⁹⁵

F. O. B. JACKSON, MICH.
F. O. B. OAKLAND,
CALIF., \$26.50

• BUY DIRECT From Service Tool HEADQUARTERS •

Fender and Turret Top Bumping

KMO 221-10—Anvil Type Dolly Block—This block is by far the most essential all around block ever made. Its wide curved face fits the contour of practically all parts of Body and Doors, as well as ideally adaptable for fenders. Drop forged from highest grade tool steel, hand ground and polished, with extra hard mirror like surfaces. Length 4 in. Width 2 3/4 in. Weight 3 lbs.
F. O. B. Jackson, **\$2.85**
F. O. B. Oakland, \$3.15.

KMO 221-11—Plane Grip File Holder—This differs from the KMO 221-8 only in the shape of the grip. The plane grip is perfectly shaped, so as to insure a free and untiring grip at all times. Fits both 12 in. and 14 in. files, and is particularly recommended for use on fenders, cowls, and trunks.
F. O. B. Jackson, **\$2.60**
F. O. B. Oakland, \$2.85.

KMO 221-12—Inside Door Spoon—Used to drive and pry out door panels, especially around the edges, without removing inner construction, also inside trunks and many other places where offset spoon is required. Sturdily designed to permit driving with heavy sledge hammer. Length 21 in. Weight 4 lbs.
F. O. B. Jackson, **\$4.10**
F. O. B. Oakland, \$4.50.

KMO 221-13—Drip Moulding Pliers—This uniquely designed plier quickly and effectively restores crushed-in Drip Mouldings to their normal contour. The lower jaw has wedge shaped nose for prying crushed mouldings away from the body to insert the rail forming die of the upper jaw. The forming die of the lower jaw is the correct depth to bring out the exact contour. Length 9 1/4 in. Weight 18 oz.
F. O. B. Jackson, **\$2.70**
F. O. B. Oakland, \$2.95.

KMO 221-14—Double End Driving Spoon—For setting inside seams of front fenders, lifting hinge pins, bumping top rail panels, headlamps, hood louvres. For straightening drip mouldings and general beading work.
F. O. B. Jackson, **\$2.75**
F. O. B. Oakland, \$3.05.

KMO 221-15—Surfacing Spoon—This spoon is extremely effective in limited spaces, where a driving spoon is necessary. Also invaluable in removing low spots from behind center panels, boards, window frames and body posts.
F. O. B. Jackson, **\$1.50**
F. O. B. Oakland, \$1.65.

KMO 221-16—Wide Caulking Iron—A wide, effective tool especially designed to caulk all straight line surfaces along center post door panels and beads. Square surface and accurately buffed edges permit caulking metal in place, entirely eliminating tool marks or small dents.
F. O. B. Jackson, **\$0.90**
F. O. B. Oakland, \$1.00.

KMO 221-17—High Crown Bumping Dolly Block—Adaptable to all types of high crown fenders, or center beads on new style fenders, as well as for other bumping operations. Drop-forged, heat-treated and hand ground to mirror like smoothness.
F. O. B. Jackson, **\$3.00**
F. O. B. Oakland, \$3.30.

KMO 221-18—New High Crown Dolly Block—Designed to fit all model fenders with wireless turned under flanged edges, as well as every high crown contour of new style fenders.
F. O. B. Jackson, **\$3.00**
F. O. B. Oakland, \$3.30.



KMO 221-19—Heavy Duty Roughing Dolly Block—Perfectly shaped to fit conveniently over operator's hand, and used as roughing out tool on new deep apron fenders. Just right contour on the end of the block for the turned under fender flange.
F. O. B. Jackson, **\$3.50**
F. O. B. Oakland, \$3.85.

KMO 221-20—Moulding File Holder—Developed for filing around mouldings, and under headlights. Blade can be reversed for use on right or left side, or to push or pull.
F. O. B. Jackson, **\$2.15**
F. O. B. Oakland, \$2.35.

B12—Wood Mallet—Hard wood head with handle of correct size for easy grip. Large smooth surface head used for roughing out, and other purposes where a large area of flat surface is required.
F. O. B. Jackson, **\$0.50**
F. O. B. Oakland, \$0.55.

B228—Metal Weld Dolly Block—This block has been especially designed to permit uniform depression of welded joint seams for preparation of solder filling. Across the entire contour surface of the block is a wide, uniform channel, and formed to fit a variety of various body contours. Made of finest tool steel with perfectly polished surfaces. Weight 3 1/2 lbs.
F. O. B. Jackson, **\$4.00**
F. O. B. Oakland, \$4.40.

• **BUY DIRECT From Service Tool HEADQUARTERS** •

Save 33 $\frac{1}{3}$ % on Paint Spray Equipment

PAINT SPRAY UNIT

KMO 257


You can now save up to \$20.00 in purchasing the new KMO 257 Paint Spray Outfit, and that's only the beginning, for the savings in labor and paint alone will justify your purchase in a short time.

This unit represents the latest development in Paint Spray Engineering. The spray gun with the Hollow Air Atomizer Head with Integral Fluid Nozzle and Cap for wide, wet atomized spray and perfect finishing, possesses the versatility of a production unit for continuous or touch-up work. Low cost refinishing demands up-to-the-minute paint equipment for the best results, and this unit makes it possible for you to take advantage of great savings, ordinarily lost through old and wasteful paint equipment.

\$48⁷⁵


F. O. B. Jackson Mich.

F. O. B. Oakland Calif., \$51.25



This Big, Popular Outfit Consists of:

		F.O.B. Jackson	F.O.B. Oakland
KMO 257-1	Paint Spray Gun, only	\$22.50	\$23.25
KMO 257-3	Air Purifier and Regulator	24.50	25.75
KMO 257-2	M-Lock Container and Cover	4.25	4.75
KMO 257-5	25 Foot Air Hose $\frac{1}{8}$ "	4.25	4.75



Air purifier and Regulator is a big, heavy duty unit, which is absolutely necessary for perfect spray finishing. It is fitted with bronze baffle rings, and high grade felt strainers through which all air passes from compressor to spray gun. Only clean, moisture-free air is allowed to reach the gun, assuring a finish free from defects. Two outlets are provided—one for regulated air pressure to operate the spray gun, and the other for direct main line pressure from which an air duster or other air tools may be operated. Two gauges are also standard equipment—one to indicate regulated pressure, and the other for main line pressure.

This is the spray gun and container you get with the KMO 257 Paint Spray Unit. Husky and efficient, it sprays wider, wetter and faster, and saves time and paint, too. It fits snugly in your hand, and the trigger pull is so light that you can operate it all day without tiring. Equipped with the Hollow-Air Atomizer Head with integral Fluid Nozzle, and Cap so essential to perfect spray finishing. Every feature is new and outstanding. Stainless Steel used wherever wear occurs even the air valve stem, which is usually brass. All Parts are readily accessible for cleaning or replacement. Repair parts are so inexpensive that the gun costs very little to maintain.




A standard atomizer head assembly is furnished with the type OM Spray Gun (No. 50 fluid nozzle, No. 16S integral cap, No. 127 atomizer head and No. 50 needle). However, the most efficient nozzle, cap and atomizer head can be supplied, and may be selected from the chart shown below, in accordance with the available air pressure and the make and viscosity of material to be used.

SIPHON FEED

Material	55 to 80 Lbs. Air Pressure			25 to 55 Lbs. Air Pressure		Fluid Needle
	Fluid Nozzle	Integral Cap	Atomizer Head	Integral Cap	Atomizer Head	
Lacquers.....	50 53	16S 16S	127 127	36S 36S	115S 115S	OM 315-X-50 OM 315-X-53
Enamels.....	50	16S	130L	36S	115S	OM 315-X-50
Synthetics.....	50	16S	127	36S	115S	OM 315-X-50
Paints.....	50	16S	127	36S	115S	OM 315-X-50
Very Thin Lacquers	53 60	16S 16S	127S 127S	36S 36S	115S 115S	OM 315-X-53 OM 315-X-60

• BUY DIRECT From Service Tool HEADQUARTERS •

BODY

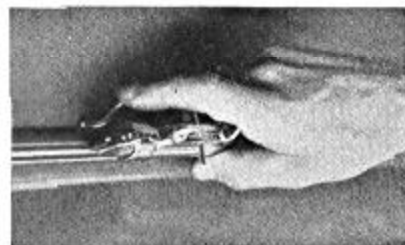


Price F. O. B. Jackson, Mich.
or Oakland, Calif. **\$8.50**

DE LUXE STRIPING OUTFIT

KMO 261

For that finishing touch that marks a high class refinishing job and assures satisfied customers, you will find this striping outfit a great aid. Easy and economical to operate it produces an accurate stripe. Patented automatic feed prevents dripping and clogging. The outfit includes one striper body of polished chromium, 3 size striping wheels, 8 polished steel guides, one cleaning brush, all in a velvet-lined case.



RADIATOR CORE PAINT SPRAY GUN

KMO 287



This specially designed spray gun permits quick painting of radiator cores. Eliminates entirely the time and expense of first masking the radiator grill. Special nozzle is 3 inches in length which permits it to be placed between grill spaces. Ideal for used car reconditioning.

Price F. O. B. Jackson, Mich.
Oakland, Calif. **\$4.95**

AIR DUSTER

KMO 1144

A handy pistol grip tool for dusting surfaces and blowing dirt from work before finishing. Ideal for removing dust after sanding or rubbing operation, cleaning parts and many other uses around the shop.

Price F. O. B. Jackson, Mich.
or Oakland, Calif. **\$2.00**




SPRAY MASKING RINGS

KMO 279

The spray masking ring makes possible savings in time, labor, rags and thinner. They permit the painter to do a better, neater job, quicker and easier. Approximately twenty to thirty minutes can be saved on each set of wheels that are sprayed using these new masking rings.



It is recommended that a full set of ten rings be purchased for it makes it possible to completely paint a set of 5 wheels front and back without the necessity of stopping to remove and interchange.



- Fits any size automobile wheel, circumference 72 inches.
- Made of thin, full hard, cold-rolled steel with an oil tempered steel spring wire in one edge.
- Makes possible a better job, quicker and easier.
- Saves approximately 1 pint of thinner to each set of wheels.

PRICES

Full set of ten with springs..... **\$8.75**

F. O. B. Jackson, Mich. or Oakland, Calif.

Half set of five with springs..... **\$4.75**

F. O. B. Jackson, Mich. or Oakland, Calif.

• **SAVE MONEY—BUY DIRECT** *From Service Tool* **HEADQUARTERS** •

BODY

LOCK CONDITIONING TOOL SET

KMO 166

Nothing is more exasperating, troublesome and annoying to a car owner than sticking, corroded, frozen locks or broken keys. This handy outfit enables you to correct 98 per cent of all lock troubles quickly and profitably.

F.O.B. Jackson, Mich., \$3.50

or Oakland, Calif.



BROKEN GLASS REMOVER

B 114

All Models

F.O.B. Jackson, Mich., \$0.75

F.O.B. Oakland, Calif., \$0.75



A handy and practical tool for cleaning splinters of glass from window channels where glass has been shattered beyond possibility of salvage. Nose is ground to the most effective angle and shank is extra long to avoid danger of operator's hand coming in contact with flying pieces of glass as dislodged.

Weight 1 1/2 lbs.


HINGE PIN REMOVER

B 170-H

1933-1940

F.O.B. Jackson, Mich., \$8.00

F.O.B. Oakland, Calif., \$8.75



GRAPH-AIR GUN

B 183-A


(Additional supply of graphite furnished in 1 lb. cans at 75c)

F.O.B. Jackson, Mich., \$1.40

F.O.B. Oakland, Calif., \$1.55



PHILLIPS SCREW DRIVERS



B 206 For No. 2 Screws.....\$0.50

B 207 For No. 3 Screws......70

F.O.B. Jackson, Mich., or
Oakland, Calif.



BODY CEMENT GUN

B 182-A

A practical and handy heavy duty force feed gun that has many uses in the body repair shop. Particularly recommended for applying all lighter cements used in body work. Especially suited for use with FS 621 Windshield Sealer.

Gun has capacity of six ounces. The cap is made of forged brass and the nozzle has a double tip vent. Nickel plated throughout the assembly, can easily be taken apart when cleaning is necessary. Furnished with wall bracket.

F.O.B. Jackson, Mich., \$2.20

• BUY DIRECT From Service Tool HEADQUARTERS •

Miscellaneous Body Supplies



DEADENER FELT
B 200

A brown impregnated material for door and quarter panels and turret tops. Supplied 36" wide.

Price—50 yard roll.....**\$11.00**
Less than 50 yard roll, per yard.....**.28**
F. O. B. Jackson, Mich. or Oakland, Calif.



GLASS HOLDER
KMO 247

This handy tool enables you to hold glass in windshield frames while fitting and installing. The cam lever draws the suction disc into heavy metal shell, permanently locking the tool to any smooth surface and assures a safer grip. It has great utility in also pulling out body dents that are difficult to get at.

\$1.00
F. O. B. Jackson, Mich.
F. O. B. Oakland, Calif., \$1.10



SOLDERING FLUX
B 195

A necessary fluid for all soldering work. Furnished in glass bottle from which flux can be used as required.

Effectively penetrates and prepares metal for soldering.

Price—Per Quart.....**\$1.20**

O. B. Jackson, Mich. or Oakland, Calif.



SOLDER PADDLE
B 135

A hard maple wood stick correctly shaped that is very handy for all types of soldering.

Price—1 dozen lots.....**\$2.00—Each \$0.20**

"JIFFY" WELDING RODS

A. C. ARC WELDING ROD

Especially designed for use with the "Jiffy" A.C. Arc Welder. The arc is easy to strike and maintain. Spatter loss is low and the bead appearance is unusually good. Can be used in all positions and either up or down on vertical work. Packed in economical 10 lb. bundles.

$\frac{3}{8}$ " x 14" lengthfor steel per bundle	\$1.80
$\frac{3}{16}$ " x 11 $\frac{1}{2}$ " lengthfor steel per bundle	2.50
$\frac{3}{16}$ " x 11 $\frac{1}{2}$ " lengthfor steel per bundle	1.60
$\frac{3}{8}$ " x 14" lengthfor cast iron per bundle	1.90



ACETYLENE WELDING ROD

Good welds are dependent upon the use of suitable filler rod materials. "Jiffy" Acetylene Welding Rod is produced to close physical and chemical specifications and is flame tested before shipment. Unit packages result in savings to the user.

COPPER COATED STEEL ROD

$\frac{3}{16}$ " diam. x 36" length.....	10 lb. bundle	\$1.20
$\frac{1}{8}$ " diam. x 36" length.....	10 lb. bundle	1.15
$\frac{3}{16}$ " diam. x 36" length.....	10 lb. bundle	1.05
$\frac{1}{4}$ " diam. x 36" length.....	10 lb. bundle	1.05

CAST IRON ROD

$\frac{3}{16}$ " diam. x 24" length.....	10 lb. bundle	\$1.25
$\frac{1}{4}$ " diam. x 24" length.....	10 lb. bundle	1.10

NON-FUMING BRONZE ROD

$\frac{1}{8}$ " diam. x 36" length.....	5 lb. bundle	\$2.35
$\frac{3}{16}$ " diam. x 36" length.....	5 lb. bundle	2.10

WELDING AND BRONZING FLUX

Suitable fluxes are necessary to obtain satisfactory results.

Cast Iron Flux (For welding cast iron to cast iron).....	per lb. can	\$0.40
Brazing Compound (For brazing steel, brass, copper, etc.).....	per lb. can	.50
Bronze—Bond Flux (For brazing cast iron).....	per $\frac{3}{4}$ lb. can	1.25

• **ALL ITEMS Sold with a MONEY BACK GUARANTEE** •

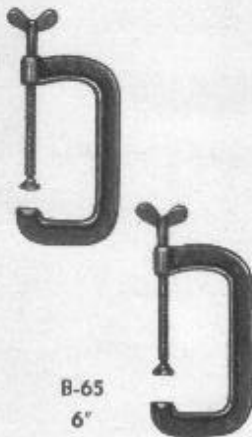
BODY

DROP FORGE STEEL CLAMPS




B-33

Extra Depth and clearance make these clamps particularly essential in body work.




B-65
6"



B-35
12"

Number	Size	Price F.O.B. Jackson, Mich.	F.O.B. Oakland Calif.
B-33	6 ft.	\$3.75	\$4.10
B-35	12 in.	2.00	2.20
B-65	6 in. set of 3	4.85	5.35



VIXEN FLEXIBLE FILE

KMO 282

Vixen Flexible File Blades are particularly adapted to all types of sheet metal work. They have teeth on both sides and should be attached, when in use, to KMO 221-8 File Holder as shown on Page 84. The file blades being flexible will conform to the shape of the holder.

F. O. B. Jackson, Mich.
or Oakland, Calif.

\$2.15



SPECIAL DOUBLE-CUT BODY FILE

KMO 281

This file is designed for use on both solder and metal finish. It leaves a nice finish and will clear readily. For touchup work this file is excellent. Length 14 inches.

F. O. B. Jackson, Mich.
or Oakland, Calif.

\$0.70

Per dozen in dozen lots \$8.40



SPECIAL MILL FILE

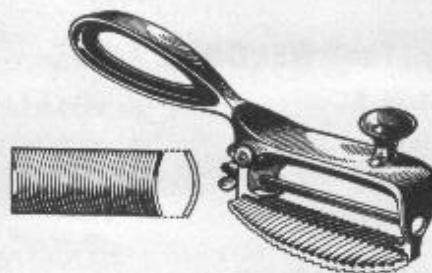
KMO 280

Particularly adapted where very fine finish is required, i. e. metal finishing of hoods, fenders and spots where scratchless finish is necessary. Cuts faster than the ordinary mill file and does not clog as readily.

F. O. B. Jackson, Mich.
or Oakland, Calif.

\$0.55

Per dozen in dozen lots \$5.65



KMO 283

VIXEN REVEAL FILES

Special Vixen Reveal Files for smoothing out the small corners, ledges, etc. Used with KMO 221-20 File Holder shown on Page 84. Available in four various contours as illustrated.


F.O.B. Jackson, Mich
or Oakland, Calif.



KMO 285



KMO 286



KMO 284

KMO 284 Special half round shell file... **\$0.50**

KMO 285 Special flat square cornered file with one edge bent... **.50**

KMO 286 Special half round bent shell... **.50**

KMO 283 Special flat round corner file, same as sample shown in holder... **.50**

Holder extra.

• BUY DIRECT From Service Tool HEADQUARTERS •

BODY

UPHOLSTERY CLEANER (Concentrated)

KMO 278

This new cleaner renews the appearance of soiled and dirty fabrics. Grease and oil spots, dust and grime; gummy substance imbedded in the fabric and stains can be completely removed. It is not a soap or soap compound. Does not contain any acid or alkali. Is harmless to the skin and most delicate fabric or any painted or polished surface, on which water can be used. One-half gallon of the concentrated fluid is mixed with ten gallons of water, producing enough cleaning solution to do a perfect cleaning job on many cars.

Use it with the KMO 188 "Jiffy-Vac" Cleaner and offer this much needed service to your car wash customers. Also on used car interiors, which makes them more attractive and adds more dollars to their sale value.

Complete directions for its use furnished with every bottle.



PRICE
1/2 Gal. Bottle

\$1.75

F. O. B. Jackson, Mich.
or Oakland, Calif.

STORAGE CABINET

KMO 264



This large double door cabinet is the most popular and practical method for the storage of paint material supplies and equipment. Built of sheet steel throughout it is fire resisting. Double doors are reinforced and equipped with double handles and lock. Shelves are adjustable on 1/2" centers. Finish is Olive green lacquer inside and outside. Set up and crated for shipment.

Price F. O. B. Jackson, Mich.
F. O. B. Oakland, Calif., \$29.90

\$22.50

Specifications

Height—72 inches.

Depth—18 inches.

Width—36 1/8 inches.

Shelves—4 adjustable on 6 1/2" centers.

• **SAVE MONEY—BUY DIRECT** *From Service Tool* **HEADQUARTERS** •

Cements for Every Body Service

HEAVY RUBBER CEMENT

FS 621



Used for cementing rubber to metal, such as: windshield glass channels, division moulding gaskets, back window channels, front door ventilator rubber channels, and for waterproofing metal joints.

Also used for sealing around rubber channels or weatherstrips with the B-182 Body Cement Gun. When used for sealing, thin down cement using clear gasoline or naphtha.

4 pint cans—packed to the carton... **\$1.80**
1 gal. cans... **2.25**

TOP DECK SEALER

FS 660




A specially prepared compound for use on tacked and sewed seams of convertible top models. When applied it prevents rust formation of the tack heads and waterproofs the seams.

1 pint cans... **\$0.65**
1 quart cans... **1.10**

RUBBER CEMENT

FS 731



An easily applied adhesive used to cement trim fabrics together or to their foundation. Also adheres cloth to cloth, rubber to rubber, or cloth to rubber.

1 quart cans... **\$0.50**

ADHESIVE PASTE

FS 796



Used to cement floor carpets, mats, jute lining or wherever it is necessary to adhere cloth to metal.

1 quart cans... **\$1.00**

UNDER BODY SEALER

FS 1041



Compound used to seal welded joints under body to prevent entrance of water and moisture. Applied with putty knife.

1/2 gal. cans... **\$1.25**
1 gal. cans... **1.90**

WATERPROOF TOP DRESSING AND PRESERVER

Tops treated with this Top Dressing are waterproof and moisture proof. In addition this dressing strengthens, keeps pliable, retards fading and preserves top fabrics in all kinds of weather. Ideal for used cars with sport ops. Available in three colors.


KMO 274-C—Clear—For use on auto tops where top material has not faded or worn to the extent where coloring is required.

KMO 274-B—Black—Application of this Black Top Dressing brings tops back to their original black color and makes them waterproof and moisture proof.

KMO 274-T—Tan—Waterproofs and colors the cloth type top in rich tan tone. For sport model tops that are faded and bleached.

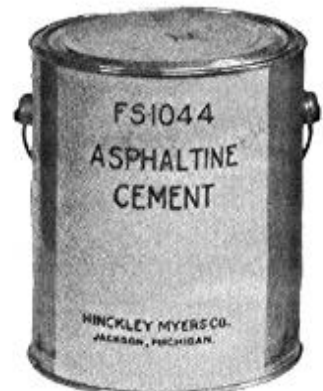
Prices

KMO 274-C	{ 2 Quarts to Carton.....	\$1.75
	{ 3 Quarts to Carton.....	2.50
KMO 274-B	{ 2 Quarts to Carton.....	\$1.75
	{ 3 Quarts to Carton.....	2.50
KMO 274-T	{ 2 Quarts to Carton.....	\$1.75
	{ 3 Quarts to Carton.....	2.50



ASPHALTINE CEMENT


FS 1044



For cementing insulating felt to roof, body and floor panels. When dry compound insulates against heat and cold. Approximately 1 gallon is required for completely cementing pads and felts on closed bodies.

1 gal. cans... **\$1.20**

BODY



TRIPLE PURPOSE EXTENSION LIGHT

KMO 290

This extension light is not just an ordinary drop light. It has been especially designed for triple-purpose service.


Built into its indestructible rubber handle are two extra outlet plugs for connecting electric tools. Equipped with heavy duty guard, 25 ft. of 18 gauge 2 conductor heavy duty cord, and spring action plug.

Price **\$1.45** F. O. B. Jackson, Mich. or Oakland, Calif.

PORTABLE FLOODLITE

KMO 292

A portable floodlite equipped with convenient clamping device makes this light desirable when used in working inside of bodies. Also where brilliant light is required in painting to match colors. Specially designed 8½" highly polished reflector concentrates light rays, makes possible more brilliant light with use of smaller voltage bulbs. Furnished with 20 feet of 18 gauge 2 conductor rubber cord with spring action plug.



Price

\$1.45

F. O. B. Jackson, Mich. or
Oakland, Calif.

FLOOR MODEL FLOODLITE

KMO 289

Floor Model Floodlite has great utility and particularly useful for Body Shops, Garages, Lubrication Departments, and display purposes. Furnished with 8½" highly polished aluminum reflector, 25" flexible arm, four legged iron standard 15½" spread that will not topple over. 20 ft. of 18 gauge service cord and spring action rubber plug. Extreme height 52".

Price

\$4.45

F. O. B. Jackson, Mich.



PORTABLE FLOODLITE


KMO 291

This floodlite has same features as shown with model KMO 292 but equipped with 5½" reflector.

Price

\$1.45

F. O. B. Jackson, Mich. or
Oakland, Calif.




SPECIAL COMBINATION GROUP PRICE \$3.95

3 lights of one each or 3 of any type
(KMO 289 - Floor Model Not Included)

• ALL ITEMS Sold with a MONEY BACK GUARANTEE •

BODY



The file blades and holders illustrated have been especially designed in a minimum number of shapes and sizes to cover all necessary requirements for metal filing.


For greater economy and increased efficiency the teeth of these file blades are designed on the milling cutter principle. Each razor-like tooth is individually milled with a land, which increases the strength and cutting qualities, and a "U-Shaped" groove provides maximum clearance and produces a smooth, shave-like action, which eliminates packing and loading so common in V-Cut type files.

Offered separately or in combination with the file blades are correctly designed, matched and balanced wood holders which give perfect control of the work and increase the life and usefulness of the files.

A SPECIAL OFFER

KMO 383-A SET

\$12.90



A \$14.40 Value for \$12.90

Six KMO 383-B Blades at \$2.15 ea. \$12.90
One KMO 383 Holder, \$1.50 ea. 1.50
\$14.40

Your cost for the KMO-383-A Set .. \$12.90

BODY FILE BLADES AND HOLDERS

Kind	FILE BLADES		HOLDERS		HOLDERS WITH BLADES ATTACHED	
	Part No.	Price	Part No.	Price	Part No.	Price
14" Flexible—U-Type	KMO-383-B	\$2.15	KMO-383-H	\$1.50	KMO-383	\$3.65
12" Half Circle—Shell	KMO-384-B	1.75	KMO-384-H	1.00	KMO-384	2.75
12" Half Round—Shell	KMO-385-B	1.80	KMO-385-H	.65	KMO-385	2.45
12" Moulding	KMO-386-B	1.80	KMO-386-H	.65	KMO-386	2.45
7" Flat Reveal	KMO-387-B	1.45	KMO-387-H	.35	KMO-387	1.80
7" Moulding Reveal	KMO-388-B	1.45	KMO-388-H	.35	KMO-388	1.80
7" Shell Reveal	KMO-389-B	1.45	KMO-389-H	.35	KMO-389	1.80
6" Radius	KMO-390-B	1.95	KMO-390-H	.75	KMO-390	2.70

All Prices F. O. B. Jackson, Michigan, or Oakland, California (Warehouse)

• **SAVE MONEY—BUY DIRECT** *From Service Tool* **HEADQUARTERS** •

RADIATOR

INDEX


No.	Name	Page
J 708	Radiator Flusher	96
K 341	Radiator Core Cleaner	96
KMO 102	Rubber Hose Cutter	96

RADIATOR

RADIATOR FLUSHER


J 708

An efficient flusher utilizing air and city water that will give good results without the use of chemical solvents. Flushes out entire cooling system or radiator and motor block separately. Simply change connections for reverse flushing.



F.O.B. Jackson, Mich., \$11.50

F.O.B. Oakland, Cal., \$12.25



RADIATOR CORE CLEANER


K 341

F.O.B. Jackson, Mich., \$4.50

F.O.B. Oakland, Cal., \$4.75

Clamps to regular water hose—shoots water straight through cells, removing all dirt and bugs out of radiator cores. Improves cooling efficiency of the car.

Weight 3 1/2 lbs.



RUBBER HOSE CUTTER

KMO 102


F.O.B. Jackson, Mich., \$1.25

F.O.B. Oakland, Cal., \$1.35

Will cut radiator and all other kinds of rubber hose—any size or length.

Sturdy in construction with steel cutter blade and measuring scale, insures clean, rapid, accurate work.

Weight 1 lb.



• BUY DIRECT *From Service Tool* HEADQUARTERS •

ELECTRICAL AND BATTERY

INDEX

No.	Name	Page
J 1189	Terminal Installing Pliers	98
J 1197	Radio & Dash Switch Slotted Nut Wrench	98
KMO 112	Battery Service Kit	98
KMO 309	Driveway Servicer	99
KMO 391	Battery Charger Units Only	101
KMO 392	Battery Charger Units Only	101
KMO 393	Battery Charger & Analyser	100
KMO 394	Battery Charger & Analyser	100
KMO 395	Battery Analyser & Servicer—Wall type	101
KMO 909	Armature Tester	99

ELECTRICAL AND BATTERY

TERMINAL INSTALLING PLIERS


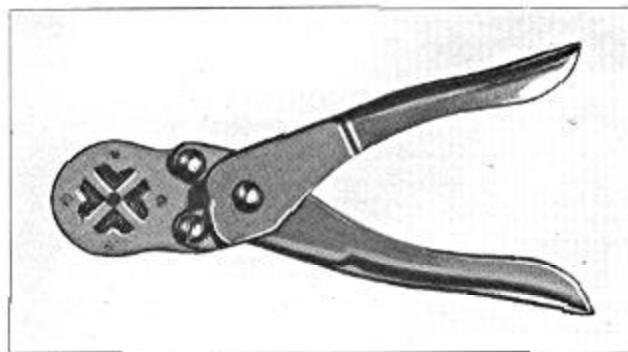
J 1189

F.O.B. Jackson, Mich., \$5.75

F.O.B. Oakland, Cal., \$6.35

1937-1941 Models

Weight 2 oz.



RADIO AND DASH SWITCH SLOTTED NUT WRENCH


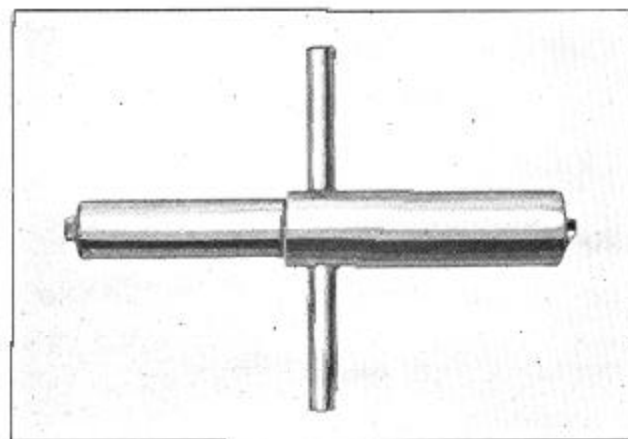
J 1197

F.O.B. Jackson, Mich., \$1.50

F.O.B. Oakland, Cal., \$1.65

1937-1939 Models

Weight 1/2 lb.



BATTERY SERVICE KIT

KMO 112

F.O.B. Jackson, Mich., \$3.00

F.O.B. Oakland, Cal., \$3.00

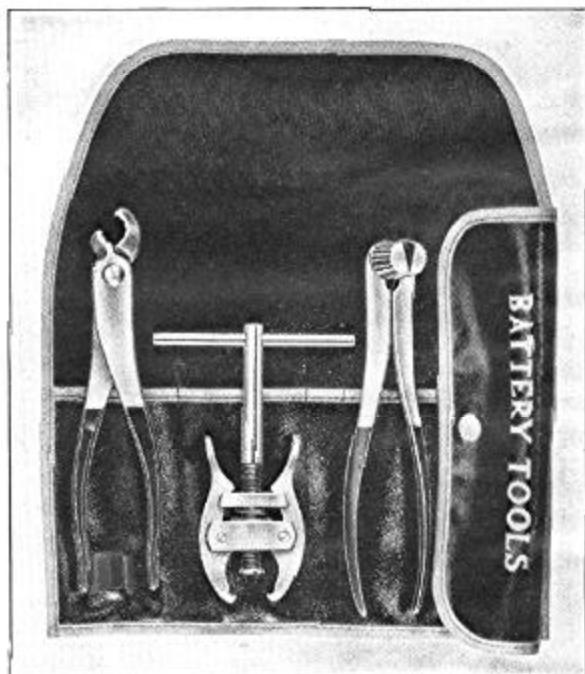
An efficient combination of Battery Tools that insures ease, speed and superior connections in servicing Auto Batteries, assembled in a three compartment black leatherette kit.

Includes:

- I Hex Nut Plier and Post Cleaner
- I Terminal Clamp Spreader and Cleaner
- I Universal Terminal Clamp Lifter

This Kit is all that is required for complete removal and replacement of an automobile storage battery.

Weight 2 lbs.



• BUY DIRECT From Service Tool HEADQUARTERS •

Armature Tester

KMO 909

Price \$15.00

Every shop that does its own generator repair work requires a growler or Armature Tester, which definitely determines and locates armature troubles—whether the armature is grounded, shorted or has an open circuit.

Test for Ground

Armature is placed in Tester and tested for ground by touching one test point to the shaft of armature and the other to commutator. If lamp lights, armature is grounded.

Test for Short


Test for short by holding a flat strip of steel lengthwise with top of armature, turn switch on and rotate armature. If shorted, blade will be attracted to coil.

Test for Open Circuit

To test for open circuit proceed the same as for shorted test. Short circuit each bar of commutator with steel strip. Each bar should give a strong flash. If flash is weak it indicates open circuit.

Equipment supplied includes saw blade, test points and extension cord with two-piece plug ready to screw into light socket. Any standard electric light bulb can be used. A.C., 110-Volt only, 50-60-cycle.

Weight 15 lbs.



Driveway Servicer

KMO 309

F.O.B. Jackson, Mich., \$10.25

F.O.B. Oakland, Cal., \$11.25

This Service Kit is constructed of heavy gauge electrically welded steel with side signs of porcelain enamel. This Servicer should not be compared with cheap, "tinny" Kits with printed or painted signs that become unsightly within a short time. The time saving tools it contains are all necessary to render complete profitable service. Cheap Kits usually have no tools or an inadequate set.


TOOLS CONTAINED IN KIT

- | | |
|---|-------------------------------------|
| 1—No. 104 Filling Self Leveling Syringe | 1—No. 111 Terminal Cleaner Spreader |
| 1—No. 105-B Hydrometer | 1—No. 110 Hold Down Wrench |
| 1—No. 113-A Terminal Puller | 1—No. 109 Battery Pliers |
| 1—No. 108 Terminal Nut Wrench | 1—No. 106 Battery Carrier |
| 1—No. T111 Terminal Grease | |



KMO 309

DRIVEWAY SERVICER



A COMPLETE BATTERY DEPARTMENT IN LESS THAN 3 SQUARE FEET OF FLOOR SPACE—27½" wide by 14¾" Deep.

Construction

Heavy Gauge Steel
Baked-On Primer Coat—prevents peeling or flaking of finish.
Brilliant Red Enamel Finish
Chromium Trim

COMPLETE BATTERY SERVICER COMBINATION CHARGING AND TESTING UNIT

KMO 393

		F.O.B. Factory	F.O.B. Oakland, Cal.
6 Battery—24 Hrs.	115 Volt	\$ 89.50	\$ 98.00
	230 Volt	98.50	107.50

KMO 394

		F.O.B. Factory	F.O.B. Oakland, Cal.
6 Battery—12 Hrs.	115 Volt	\$122.00	\$132.25
	230 Volt	131.00	142.50

The Hinckley-Myers Combination Charging and Testing Units combine the efficient charging equipment, the KMO 395 Tester with temperature correction and open charging positions for six batteries, three on each shelf.

In addition, a rack for the battery being tested made of cadmium plated steel, slides in out of the way when not in use. The combination units occupy less than three square feet of floor space, thus providing a single unit which saves steps and reduces labor. The baked enamel finish in attractive colors and chromium trim gives the unit merchandising appeal for "upfront" locations. The charging shelves are open for accessibility and ease of charging supervision and are equipped with rubber trays, removable and leak-proof.

PRICES AND SPECIFICATIONS

Model KMO 393

Capacity—6 Batteries, 24 hours at 6 amp.

Rate—115 volts, 60 Cycle

Shipping Weight 129 lbs.

F.O.B. Factory, \$89.50

F.O.B. Oakland, Cal., \$98.00

Same Model—230 Volts, 60 Cycle

Shipping Weight 141 lbs.

F.O.B. Factory, \$98.50

F.O.B. Oakland, Cal., \$107.50

Model KMO 394

Capacity—6 Batteries, 12 hours at 12 amp.

Rate—115 volts, 60 Cycle

Shipping Weight 143 lbs.

F.O.B. Factory, \$122.00

F.O.B. Oakland, Cal., \$132.25

Same Model—230 Volts, 60 Cycle

Shipping Weight 159 lbs.

F.O.B. Factory, \$131.00

F.O.B. Oakland, Cal., \$142.50


• BUY DIRECT From Service Tool HEADQUARTERS •

ELECTRICAL AND BATTERY

CHARGING UNIT—6 BATTERY 24 HRS.

KMO 391

These modern Utility Charging Units with either one or two bulbs and either 6 or 12 battery charging positions provide economical combinations of chargers and charging racks. Chargers are located beside racks away from possible damage of acid fumes. Sufficient head room is provided above the lower shelf for taking hydrometer readings while the batteries are in their charging positions. Charging shelves are provided with leak-proof rubber trays.



CHARGING UNIT—12 BATTERY 24 HRS.

KMO 392

Charging Unit has oversize transformers, scientific ventilation to prevent over-heating, fuse protection against accidental overload, and construction to meet Underwriters approval in every locality. Efficient, long life rectifier bulbs, and highly efficient transformers produce maximum efficiency and exceptional economy.

SPECIFICATIONS AND PRICES

Model No.	Voltage	Cycle	Charging Capacity	Width	Dimensions Height	Depth	Shipping Weight	Prices F.O.B. Factory	F.O.B. Oakland, Cal.
KMO 391	115	60	6 Batteries 24 hrs. 6 amp. rate	34	27½	14	69	\$40.50	\$44.00
	230	60					81	49.50	54.00
KMO 392	115	60	6 Batteries 12 hrs. at 12 amp.	58	27½	14	99	55.00	60.00
	230	60					123	68.00	73.50


BATTERY ANALYZER

KMO 395

F.O.B. Factory, \$44.50

F.O.B. Oakland, Calif., \$47.50

The KMO 395 Battery Analyzer tests batteries simply, scientifically and conclusively. With two meters, an ammeter and a voltmeter, discharge current and corresponding voltage can be read simultaneously. The use of two meters avoids "switching-lag" errors which frequently occur when first current and then voltage are successively read on the same meter. Meters have jewel mounted movements and are extremely accurate. Simply scale markings and prominent "test results" provide full vision.



• ALL ITEMS Sold with a MONEY BACK GUARANTEE •

HEADLIGHT

INDEX

No.	Name	Page
J 868	Headlamp Nut Wrench	106
J 1198	Headlight Service Kit	105
J 1220	Robot Unit Only	105
J 1230-C	DeLuxe Headlight Tester	103
J 1240-C	Standard Headlight Tester	103
KMO 205	Headlamp Lens Remover	106
KMO 205-A	Tail Light Lens Remover	106

HEADLIGHT

ELECTRICAL *Robot* HEADLIGHT TESTER

J 1240-C Standard Model F.O.B. Jackson, Mich., \$99.50


F.O.B. Oakland, Cal., \$107.00

J 1230-C DeLuxe Model F.O.B. Jackson, Mich., \$149.50

F.O.B. Oakland, Cal., \$159.90

Features

- **SIMPLICITY.** The Robot is so simple to operate that anyone can accurately check and set lights closer than heretofore possible by skilled operators with complicated equipment.
- **DETACHABLE HEAD.** The Robot is quickly detachable from the stand, and cars can be checked for vertical aim and candlepower output at any part of the station convenient for the customer.
- **SKILL NOT REQUIRED.** While the Robot utilizes the condensing lens and screen principle and the beam pattern is shown on the Robot internal screen, the operator is not dependent upon his skill to interpret the proper setting. This is measured electrically and is decidedly more accurate.
- **SELF LEVELING.** The Robot is designed to compensate for floor slope and a perfectly level floor is not necessary for its installation or operation.
- **ADJUSTMENTS MADE ELECTRICALLY.** Headlight settings are made electrically by simply setting the Robot for the aim desired and adjusting the headlight to that aim.
- **CANDLEPOWER MEASUREMENT.** Light output is measured in candlepower and also in simple terms understandable to the car owner. Condition of aim is measured in terms of inches above or below lamp center level at 25' and sidewise aim is likewise measured in inches, which is as understandable to the customer as a 12" rule. The Robot has instant appeal to the car owner and attracts attention immediately.
- **FINGER TIP CONTROL.** Finger tip adjustment for any headlight including fog lights.
- **MODERNISTIC DESIGN THAT ATTRACTS CUSTOMERS.** Sliding bearing adjustment platform, cadmium plated guide post, cast iron base of modernistic design, and provided with special rollers for smooth and easy movement along steel track furnished complete with this equipment.

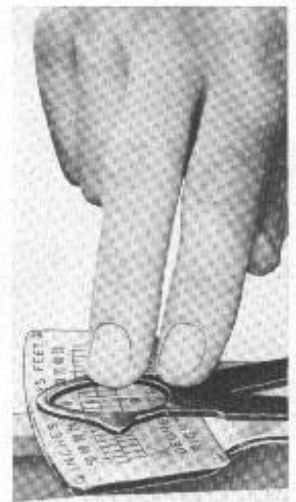


Standard
Model
J 1240-C

Shipping Wt.
119 lbs.



1. The Robot is first centered with the car and then located in front of headlight.




2. The Robot is then set for desired lateral aim and vertical aim.


• **SAVE MONEY—BUY DIRECT** *From Service Tool HEADQUARTERS* •

Profits

- Three out of four car owners require headlight service, 50% of these will buy if made acquainted with the condition of their lights. The Robot will enable you to check lights quickly and conveniently for the car owner. In doing so, you render a definite safety service to your customer at a sizeable profit to yourself.
- It takes an average of but 15 minutes to clean and adjust lights. The average sale is approximately \$1.75 for cleaning, adjusting, and replacement of bulbs, lenses, gaskets, etc.
- With the Robot, you can sell this service without a lot of conversation or time to do it. The procedure is so simple anyone can do it and the customer welcomes the service. The correct selling plan is also furnished with the equipment.
- Headlight service enables you to sell fog lights, spot lights, battery recharges, batteries, cables, lamp bulbs, lenses, reflectors, gaskets and electrical service. These sales are readily opened up by the Robot.
- Headlights have been neglected by the owner because the service has never been properly sold. Former methods have been too indirect and complicated. The Robot makes headlight service selling easy. It is unique, revolutionary and spontaneous. The customer not only needs this service but wants to buy it. The Robot makes it easy to purchase what he needs and for the dealer to supply it.
- Bring headlight service to the customer with the Robot and obtain his business, don't wait for him to bring it to you.

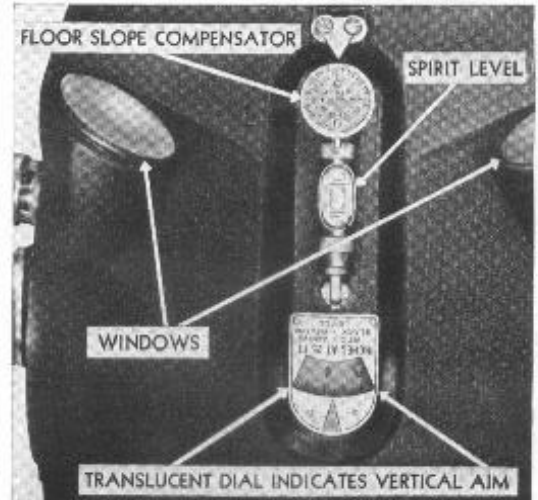


DeLuxe Model
J 1230-C



3. The headlight is then adjusted until the candlepower output meter reads maximum and the job is done.


A 30-page manual completely illustrated shows how to install, operate, test and aim headlights with the Robot. Each operation is clearly illustrated. It includes an aiming table for all cars and lamps as well as proper settings. It also includes a simple proven sales plan that gets results, showing every step beginning with how to approach the customer, to closing the sale. Furnished free with each unit.



6. The vertical aim is indicated on the Robot Dial which is large and illuminated by the headlight.



5. The internal screen shows the pattern of the beam against a graduated cross-grid ruling, and enables the customer to see the setting of his lights.



4. The candlepower output meter is close to the operator, and has a range of 0 to 80 thousand. It is also colored to read in traffic signals of red (poor); yellow (average); and green (excellent).

• BUY DIRECT From Service Tool HEADQUARTERS •

HEADLIGHT

Robot Only


J 1220

F.O.B. Jackson, Mich., \$75.00


F.O.B. Oakland, Cal., \$79.50

Because of the unique selling plan the Robot makes possible, it is available separately without stand. With this unit, portable checks and settings can be made for vertical aim and output. Some dealers will desire a second Robot portable unit only at the customer point of contact, thereby leaving one unit in the headlight department permanently. Other dealers who have other models, will desire this unit for selling this service to their customers.

Shipping Wt. 26 lbs.



Holding the Robot in this position the bubble is then centered in the level by turning the control knob on the side of the Robot, and the vertical aim is read on translucent dial.



For portable testing, the Robot is placed against the lamp and rotated slightly from left to right and up and down until meter shows highest reading, which is candle-power output of the headlamp.

HEADLIGHT SERVICE KIT

J 1198

F.O.B. Jackson, Mich., \$14.95

F.O.B. Oakland, Cal., \$15.35


HANDY — INDISPENSABLE — COMPLETE

This kit contains necessary tools and accessories to render rapid service and for handy accessibility.

CONTENTS OF KIT

- | | |
|-------------------------------|----------------------------|
| 1 Reflector Polish | 1 Rubber Tail Lamp Remover |
| 1 Rubber Lens Remover | 1 Lens Cleaner |
| 6 Emory Cloths | 1 Bulb Tongs |
| 1 Bulb Inspector | 6 Special Wrenches |
| 18 Reflector Polishing Cloths | 2 Carborundum Stones |
| 1 Wire Brush | 2 Screw Drivers |
| | 1 Metal Carrying Kit |

Shipping Wt. 10 lbs.



• ALL ITEMS Sold with a MONEY BACK GUARANTEE •

HEADLIGHT

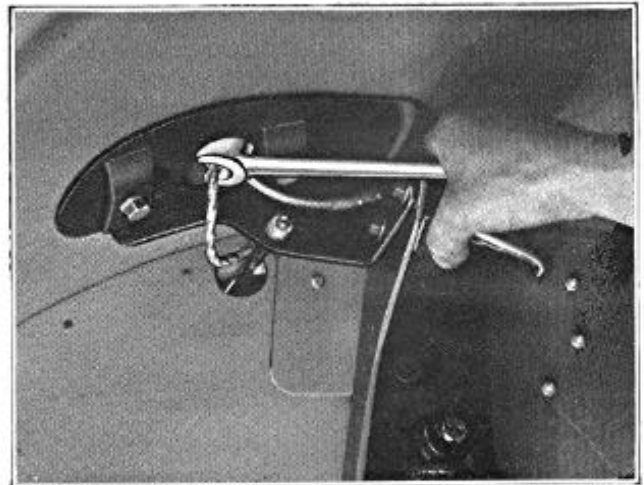

HEADLAMP NUT WRENCH

J 868

1933-1937 Models

Weight $\frac{3}{4}$ lbs.

F.O.B. Jackson, Mich., \$1.00
F.O.B. Oakland, Calif., \$1.10





HEADLAMP LENS REMOVER

KMO 205

All Models to 1939 Incl.

Weight $\frac{1}{4}$ lb.

F.O.B. Jackson, Mich., \$0.90
F.O.B. Oakland, Calif., \$0.90



TAIL-LIGHT LENS REMOVER

KMO 205-A

All Models to 1939 Incl.

Weight $\frac{1}{4}$ lb.

F.O.B. Jackson, Mich., \$0.40
F.O.B. Oakland, Calif., \$0.40



• BUY DIRECT *From Service Tool* HEADQUARTERS •

GENERAL EQUIPMENT


INDEX

No.	Name	Page
J 797	Feeler Gauge Stock	114
J 978	Tube Flaring Tool	113
K 1½	Bench Arbor Press	109
K 58	Adjustable Jacks	112
KMO 3	Tube Cutter	113
KMO 30-B	Dial Indicator and Attachments	114
KMO 63	Service Jack	112
KMO 129	Steel Bench	111
KMO 131	Steel Bench	111
KMO 288	Tire Groover (Hand Type)	113
KMO 436-RS	Micrometer	114
KMO 710	Steel Bench	111
KMO 710-T	Steel Parts Dolly	111
KMO 720	Copper Hammer	113
KMO 934	Screw Plate Set	115
KMO 935-A	Chain Hoist	110
KMO 935-B	Chain Hoist	110
KMO 936-A	Ball Bearing Trolley	110
KMO 936-B	Ball Bearing Trolley	110
KMO 951	Steel Creeper	112
KMO 1128	Vises	115
KMO 1134	Screw Extractor Set	115
N 383	Brass Drift	114
U 50	Hydraulic Arbor Press	108-109

GENERAL EQUIPMENT

Hydraulic Arbor Press

50 Ton Capacity
U 50



SPECIFICATIONS

Height overall	6' 8"
Floor Space	36" x 43"
Travel of Table	40"
Travel of Piston	5"
Travel of Screw	7"
Width between uprights or largest dia. of work	33"
Width between table channels or largest arbor	7"
Maximum distance from end of ram to top of table in lowest posi- tion	43"
Maximum distance from end of ram to floor	56"
Leverage	400 to 1
Capacity	50 Tons Pressure
Weight	820 lbs.

• BUY DIRECT *From Service Tool* HEADQUARTERS •

HYDRAULIC ARBOR PRESS

50 Ton Capacity

U 50

F.O.B. Factory, \$189.50

INCLUDES:


Table Lifting Device	1 "V" Ram Nose
1 Round Ram Nose	2 Table Plates
2 Vee Blocks	Pressure Gauge

ADDITIONAL EQUIPMENT EXTRA

F.O.B. Factory

Testing and Straightening Attachment.....	\$18.50
Dial Indicator and Bracket.....	15.00
2-Ton Rack and Pinion Side Press	35.00


Illustrating Movable Head, a feature of this Press. All controls are centered in this Self-contained Unit which also is in the Oil Reservoir.



FAST — RUGGED — LONG LIFE

Tremendous Frame Strength due to heavy Rolled Channel Steel construction—All Welded—Not a single Bolt nor Rivet. No racking nor weaving. Table Adjustment—Frame is drilled at 6-inch intervals for inserting of long pins to support Table. Table raised or lowered by Lifting Device. Table Flange heavily reinforced thus preventing crushing and denting.

The Head moves easily on rollers to the desired position and can be locked—or unlocked—instantly by large Hand Wheel and Clamp.



This feature in itself saves much time on many jobs. Great leverage—this means high pressure—easily attained by long handle located for most convenient use.

Oil is contained in the Head. This feature eliminates the need for outside piping and oil tank, always awkward and a costly arrangement.

For Quick Adjustment to Work—Hand Wheel Screw Feed gives 8" Ram movement and Hydraulic Feed 5" movement—Total 13".

BENCH ARBOR PRESS

2 Ton Capacity

K 1 1/2

F.O.B. Factory, \$35.00

This is a small compact Press that will exert two tons pressure. There are many operations where this Bench Press can be used to a greater advantage than a press of larger type.

Weight 100 lbs.

• ALL ITEMS Sold with a MONEY BACK GUARANTEE •

GENERAL EQUIPMENT

CHAIN HOISTS—1 Ton—1½ Ton



This hoist is unsurpassable for quality of material, workmanship and long life. Thousands are daily saving time and labor in material handling. They are invaluable in automobile service stations.


Sheaves are accurately machined to prevent binding and permit easy operation. Chain pockets are perfectly formed to prevent undue wear on chain links.

Frames are extra heavy malleable iron so as to provide ample assurance of additional strength and guarantee safety.

Perfectly formed links with a swell of reinforcing material at the weld. An exclusive feature. Electrically welded, heat-treated and subjected to a special process which gives super-strength and unusually long wearing qualities. Hooks are drop forged.

Number	Capacity	Standard Lift	Price	Regular Chain	Shipping Weight	Minimum Distance Between Hooks	Chain Handled To Lift Load One Foot	Pull On Hand Chain To Lift Full Load
	Tons	Feet		Lineal Ft.	Pounds	Inches	Feet	Pounds
KMO 935-A	1	8	\$18.50	30	60	26	30	216
KMO 935-B	1½	8½	23.75	32	95	32	36	246

BALL BEARING TROLLEYS—1 Ton—2 Ton



Simple in construction, light in weight and easy to install. High safety factor insured. Combination safety lugs and bumpers. Pressed steel ball bearing wheels. Crowned treads of wheels are suitable for operation on any type of I-Beam, channel or angles. Alemite lubrication. Adjustable for several sizes of I-Beams. 5½ inches from bottom of I-Beam to bearing point of hoist hook. Only 1¾ inches when hoist hook is placed directly on hook pin, instead of in hook link. Suitable for use with any hook suspension hoist.

Number	Capacity	Price	Adjustable for Standard I-Beams*	Tread Diameter of Wheels	Net Weight
	Tons		Inches	Inches	Pounds
KMO 936-A	1	\$12.60	6 to 12.5 inc.	3⅝	50
KMO 936-B	2	25.20	8 to 18.4 inc.	4½	81

*When ordering it is best to specify size of I-Beam, weight per foot and flange width.

• BUY DIRECT From Service Tool HEADQUARTERS •

GENERAL EQUIPMENT

STEEL BENCHES

Ideal work benches for mechanics are a necessity—for better workmanship and general appearance of your shop, equip it with strong and durable steel benches which are available at a very low cost.

These benches meet every requirement of the modern repair shop. Rigidly constructed—will stand hard usage—will not deteriorate with age—and are easily kept clean. Your mechanics will like them.

KMO 710

(As illustrated, with back and end pieces, less drawer)

F.O.B. Factory\$21.50

6 ft. long, 33½" high, 24" wide

Weight 150 lbs.




KMO 129

(As illustrated, less back and end pieces)

F.O.B. Factory\$10.75

4 ft. long, 33½" high, 24" wide

Weight 100 lbs.



KMO 131

F.O.B. Factory\$15.00

6 ft. long, 33½" high, 24" wide

Weight 120 lbs.

STEEL PARTS DOLLY

KMO 710-T

F.O.B. Factory\$6.25

A great convenience for transporting parts and tools to the job in any part of the shop; made of heavy gauge steel, and equipped with free running steel casters which will wear the life of the stand. A rugged piece of equipment.

The height of the Dolly is 31" and the size of the shelves is 18" x 24".

Weight 40 lbs.



• **SAVE MONEY—BUY DIRECT** *From Service Tool* **HEADQUARTERS** •

GENERAL EQUIPMENT

SERVICE JACK

KMO 63

This type of jack is popularly known as a "curb jack." Its ease of operation, and flexibility make it an ideal jack for general service work around the garage and it fills the niche where a Hydraulic Jack does not have to be used—Ideal for brake work and tire changing.

It is built with a very short stroke which permits of its use under all circumstances. The specifications will indicate its adaptability to any size tire on any car, and its capacity will enable the operator to service any corner of the heaviest car with ease.

A "Throw-up" lever elevates the saddle to the load without jacking the handle.

Built of the very best malleable and steel throughout.

SPECIFICATIONS

	Top	Foot
Height	7 1/2"	3 1/2"
Raise	9"	9"
Rack Extension	3"	3"
Total Extended Height	19 1/2"	15 1/2"
Capacity	1 ton	
Weight	50 lbs.	
Handle	48 inches long	

F.O.B. Jackson, Mich., \$15.00

F.O.B. Oakland, Cal., \$16.00

1-Ton Cap.



STEEL CREEPER

KMO-951



Price, \$3.40

F.O.B. Factory Only

This sturdy All Steel Creeper will please any mechanic. It has been built to withstand the hard usage an article of this kind generally receives.

It is built with a heavy angle iron frame reinforced and securely riveted at each corner.

There is a comfortable pillow upholstered with black leatherette. This creeper is equipped with four roller bearing casters, enabling mechanic to move easily about over a rough or uneven floor.

It is built especially low to permit use under lowest slung cars.

Weight 17 lbs.

ADJUSTABLE JACKS

(Car Horses)
K 58

F.O.B. Jackson, Mich., \$4.50

F.O.B. Oakland, Cal., \$5.00

Minimum height 15 1/2"
Maximum height 21 1/2"

These Jacks or Car Horses are made adjustable for different heights and the saddle, which is a casting, is so shaped that it forms a solid support for the frame to rest on. The square base is also unusually heavy, which prevents any chance of Horses wobbling or being knocked over.

Weight 20 lbs. each



• BUY DIRECT From Service Tool HEADQUARTERS •

GENERAL EQUIPMENT

ELECTRIC TIRE GROOVER

(Hand Type)

KMO 288

Price, \$7.50



F.O.B. Factory

Attach to any electric socket (A.C. or D.C.) and it quickly heats ready for use. Unique in design it actually heats the rubber ahead of the cutting blade making it extremely easy to operate. Blades are adjustable to any desired depth.

Outfit consists of—Groover, Standard Passenger Car Cutting Head, & Cutting Blades.

Accessories:

Truck Type Cutting Head $\frac{5}{16}$ "	\$1.25
Passenger Type Cutting Head $\frac{1}{4}$ "	1.10
Dual-Ten Cutting Head	1.10
Cutting Blades (specify for which type cutting head desired when ordering)	\$1.00 per doz.



TUBE FLARING TOOL

J 978

$\frac{1}{4}$ " to $\frac{1}{2}$ "

F.O.B. Jackson, Mich., \$3.00

F.O.B. Oakland, Cal., \$3.30

Weight $1\frac{1}{2}$ lbs.



TUBE CUTTER

KMO 3

Range up to $\frac{3}{4}$ "

Price, \$1.35

F.O.B. Factory

Here is the right tool for cutting brass or copper tubing and pipe. The fastest and cleanest cutting tool on the market. Three-in-one, cuts—reams—flares. Makes a clean right angle cut with practically no burr.

Weight 1 lb.



COPPER HAMMER

KMO 720

Price, \$0.90


F.O.B. Factory

This Hammer has a solid copper head, and is very serviceable for the installation of all hardened parts, such as steering knuckles, king pins, shackle bolts, etc. It eliminates any danger of damaging the part.

Weight 2 lbs.

• ALL ITEMS Sold with a MONEY BACK GUARANTEE •

GENERAL EQUIPMENT




MICROMETERS

KMO 436-RS

Size—0"—1"	Weight 1 lb.	Price \$6.00
Size—1"—2"	Weight 2 lbs.	7.00
Size—2"—3"	Weight 2 lbs.	7.75
Size—3"—4"	Weight 3 lbs.	8.25

These Micrometers are furnished in four sizes which cover practically the average shop's needs. A feature of this Micrometer is the decimal table on barrel and the ratchet stop.

Each Micrometer is packed in individual wood box with sliding top.



DIAL TEST INDICATOR AND ATTACHMENTS

Simple, reliable, easily read and very sensitive, it may be adjusted to any angle. The slightest pressure upon contact point produces a movement of the hand on the dial. Circumference of the dial divided into 100 equal spaces, each representing a movement of the contact point of one-thousandth of an inch. One revolution of the hand, therefore, indicates one-tenth of an inch, the capacity of the instrument being two-tenths.

KMO-30-B	Dial Indicator Only	\$9.00
KMO-30-F	Dial Indicator Hole Attachment	1.80
KMO-30-G	Dial Indicator Clamp	.90
KMO-30-K	Dial Indicator Sleeve	.90



FEELER GAUGE STOCK

J 797

Any Length, 1/2" Width

Feeler ribbon is an indispensable part of repair shop equipment, enabling the mechanic to work to very close limits, when testing and fitting. It is particularly valuable in fitting pistons and tappets.

This ribbon is made from specially tempered Swedish spring steel and is accurate to size.

1/2" Wide Feeler Stock Prices

Size	Price Per Foot	Price Per 5 Foot Roll	Price Per 25 foot Roll	Size	Price Per Foot	Price Per 5 Foot Roll	Price Per 25 foot Roll
.0015	.18	.85	3.75	.015	.06	.25	1.10
.002	.12	.55	2.25	.016	.06	.25	1.10
.0025	.12	.55	2.25	.017	.06	.25	1.10
.003	.12	.55	2.25	.018	.07	.30	1.25
.004	.08	.35	1.50	.020	.07	.30	1.25
.005	.08	.35	1.50	.022	.07	.30	1.25
.006	.06	.25	1.10	.024	.09	.40	1.75
.007	.06	.25	1.10	.025	.09	.40	1.75
.008	.06	.25	1.10	.026	.09	.40	1.75
.009	.06	.25	1.10	.027	.09	.40	1.75
.010	.06	.25	1.10	.028	.09	.40	1.75
.011	.06	.25	1.10	.030	.09	.40	1.75
.012	.06	.25	1.10	.032	.09	.40	1.75
.013	.06	.25	1.10	.040	.09	.40	1.75
.014	.06	.25	1.10				

BRASS DRIFT

N 383

Price \$0.90


This Brass Drift is necessary when driving on hardened parts, and the proper use of this tool will prevent much damage.

The drift is machined from the finest of brass bar stock and comes in a useful size of 10" long x 3/4" diameter.

Weight 1 1/3 lbs.

• BUY DIRECT From Service Tool HEADQUARTERS •

GENERAL EQUIPMENT



Screw Plate Set

(1/4" to 1" USS and SAE)

KMO 934

F.O.B. Jackson, Mich. \$42.75

F.O.B. Oakland, Cal., \$46.95

Complete in Hardwood Case

This Tap and Die Set is one of the most essential items of equipment for the repair shop as there is hardly a major repair job on which it is not needed. The Set is made from the finest steel obtainable for the purpose and will give long, hard service.

An outstanding feature of this particular Set is that the adjustable dies are one-piece with a separate machined guide that provides a positive pilot for the part being threaded.

Weight 36 lbs.

COMPLETE SET CONSISTS OF

- | | | |
|---|---------------------------|-----------------------------------|
| 1/4"—20 NC Round Split Die, 1" O.D. | 1/4"—20 NC Plug Tap | 10-24 NC Machine Screw Tap |
| 1/4"—28 NF Round Split Die, 1" O.D. | 1/4"—28 NF Plug Tap | 10-32 NF Machine Screw Tap |
| 5/16"—18 NC Round Split Die, 1" O.D. | 5/16"—18 NC Plug Tap | 12-24 NC Machine Screw Tap |
| 5/16"—24 NF Round Split Die, 1" O.D. | 5/16"—24 NF Plug Tap | 12-32 NS Machine Screw Tap |
| 3/8"—16 NC Round Split Die, 1" O.D. | 3/8"—16 NC Plug Tap | 14-20 NS Machine Screw Tap |
| 3/8"—24 NF Round Split Die, 1" O.D. | 3/8"—24 NF Plug Tap | 1/8" Am. Std. Taper Pipe Tap |
| 7/16"—14 NC Round Split Die, 1" O.D. | 7/16"—14 NC Plug Tap | 1/4" Am. Std. Taper Pipe Tap |
| 7/16"—20 NF Round Split Die, 1" O.D. | 7/16"—20 NF Plug Tap | 3/8" Am. Std. Taper Pipe Tap |
| 1/2"—12 NS Round Split Die, 1" O.D. | 1/2"—12 NS Plug Tap | 1/2" Am. Std. Taper Pipe Tap |
| 1/2"—13 NC Round Split Die, 1" O.D. | 1/2"—13 NC Plug Tap | No. 14 Adjustable Guide Stock |
| 1/2"—20 NF Round Split Die, 1" O.D. | 1/2"—20 NF Plug Tap | No. 15 Adjustable Guide Stock |
| 9/16"—18 NF Round Split Die, 1 1/2" O.D. | 9/16"—18 NF Plug Tap | No. 16 Adjustable Guide Stock |
| 5/8"—18 NF Round Split Die, 1 1/2" O.D. | 9/16"—12 NC Plug Tap | No. 10 Straight Handle Tap Wrench |
| 11/16"—16 NF Round Split Die, 1 1/2" O.D. | 5/8"—18 NF Plug Tap | No. 15 Straight Handle Tap Wrench |
| 3/4"—16 NF Round Split Die, 1 1/2" O.D. | 11/16"—16 NS Plug Tap | No. 17 Straight Handle Tap Wrench |
| 7/8"—14 NF Round Split Die, 2" O.D. | 3/4"—16 NF Plug Tap | Socket Wrench Holder |
| 1"—14 NF Round Split Die, 2" O.D. | 7/8"—14 NF Plug Tap | Large Screwdriver |
| 1 1/4"—12 NF Round Split Die, 2" O.D. | 1"—14 NF Plug Tap | Small Screwdriver |
| 1 3/16"—16 NS Round Split Die, 2" O.D. | 6-32 NC Machine Screw Tap | Case Type Hardware Box |
| | 8-32 NC Machine Screw Tap | |


Screw Extractor Set

KMO 1134

Price\$1.25

Will remove broken screws, studs, pipe fittings, etc., quickly and easily. "Feeds" itself into a hole drilled in the screw instead of having to be hammered in.


Takes a quick and positive grip which will "start" deeply imbedded screw or stud and turn it out on its own threads.



KMO 1128-A
KMO 1128-B
KMO 1128-C

Vises

Width of Jaws	Jaws Open	Weight	F.O.B. Factory
4"	6"	44	\$11.50
4 1/2"	7"	62	13.95
5"	7 1/2"	80	18.00



With Stationary Jaw and Base

Three most popular sizes of machinists' vises. Made of semi-steel castings. Jaw facings are made of tool steel, welded to the Vises, properly tempered and are mill checked to insure a firm grip. Machined to close limits.

These Vises are strong where strength is needed—they grip firmly and withstand the stress of rugged service.

• SAVE MONEY—BUY DIRECT From Service Tool HEADQUARTERS •

NUMERICAL INDEX

No.	Name	Page	No.	Name	Page
B 33	6-Foot Adjustable Clamp	90	J 874-H	Connecting Rod Aligner and Reaming Fixture	9
B 35	12-Inch Body Clamp	90	J 877	Clutch Pilot Bearing Puller	21
B 65	6-Inch Body Clamp	90	J 878	Piston Insertor	16
B 114	Broken Glass Remover	88	J 881	Universal Joint Assembly Tool	44
B 135	Solder Paddle	89	J 883-A	Valve Stem Guide Replacer with 5/16", 3/8" and 11/32"	8
B 170-H	Hinge Pin Remover	88		Pilots	16
B 182-A	Body Cement Gun and Special Tip	88	J 888	Piston Feeler and Scale	6
B 183-A	Graph-Air Gun	88	J 892	Valve Spring Retainer Insertor	6
B 195	Soldering Flux	87	J 915	Valve Spring Lifter	33
B 196	Body Solder	87	J 972	Differential Bearing Adjusting Wrench	113
B 209	Deadener Felt	89	J 978	Copper Tube Flaring Tool	49
B 206	Phillips Screw Driver	88	J 989	Mechanical Brake Follow-Up Adjusting Gauge	42
B 207	Phillips Screw Driver	88	J 990	Pivot Pin Bushing Remover and Replacer Set	45
B 210-X	Bumping Hammer and Cutting Chisel Set	83	J 991	Upper Rear Shock Absorber Bolt Remover	45
B 212	Door Straightener	71	J 993-2	Shock Absorber Spanner Wrench	45
B 229	Sheet Metal Clamping Pliers	83	J 993-3-A	Shock Absorber Filling Cup	47
B 231	Trim Moulding Removing Pliers	83	J 1028	Brake Adjusting Tool	42
FS 621	Cement Sealer Carton 4 Pints-One-Gallon Can	92	J 1052	Lower Support Arm Adjusting Tool	26
FS 660	Top Deck Sealer	92	J 1134-H	Transmission Main Drive Shaft and Main Shaft Ball Bearing Remover	98
FS 731	Rubber Cement	92		Terminal Installing Pliers	52
FS 796	Adhesive Paste	92	J 1189	Accelerator Dash Switch Gauge	98
FS 1041	Underbody Sealer	92	J 1190	Radio and Dash Switch Slotted Nut Wrench	105
FS 1044	Asphaltine Cement	92	J 1197	Headlight Service Kit	10
HM 3-R	Connecting Rod Bending Iron	16	J 1198	Piston Vise	105
HM 43	Pinion Bearing Cup Remover	37	J 1218	Robot Unit Only	103
HM 82	Stud Wrench	6	J 1220	Headlight Tester, DeLuxe Model	103
HM 464-B	Oil Pan Assembly Pins	13	J 1230-C	Headlight Tester Standard Model	14
HM 555	Drive Shaft Grease Retainer Remover	37	J 1240-C	Tension Wrench 0 to 200 lbs.	72
HM 559	Valve Stem Guide Remover 5/16"	8	J 1264	Body Shimming Jack	14
HM 844-C	Outer Tie Rod End Remover	41	J 1268	Tension Wrench 0 to 50 lbs.	35
HM 13985	Brake Adjusting Tool	47	J 1300	Press Plate for Removing Pinion Bearing—9 tooth	72
HM 20001	Brake Shoe Feeler Gauge	47	J 1301	Chassis Checking Gauge	14
J 89	Vacuum Gauge	56	J 1310	Tension Wrench 0 to 150 lbs.	14
J 129-1	Valve Stem Guide Reamer 5/16"	8	J 1313	Tension Wrench 0 to 25 lbs.	40
J 129-2	Valve Stem Guide Reamer 11/32"	8	J 1315	Upper Support Arm and Pivot Gauge	21
J 129-3	Valve Stem Guide Reamer 3/4"	8	J 1340	Clutch Over-Center Spring Tool	41
J 134	Brake Pedal Depressor	47	J 1361	Steering Arm Remover	39
J 267	Valve Stem Guide Remover 11/32"	8	J 1373	Pitman Arm Puller	44
J 269	Valve Stem Guide Remover 3/4"	8	J 1374	Rear Spring Pivot Bolt Remover and Replacer	40
J 270-H	Pinion Bearing Cup Replacer	34	J 1438	Steering Arm Centering and Toe-In Gauge	13
J 278-H	Clutch Assembly Fixture	22	J 1442	Oil Check Valve Remover and Replacer	29
J 310	Jiffy A.C. Arc Welder	68	J 1454	Roller Snap Ring Replacer Set	62
J 352	Rear Axle Shaft Puller (1778 Adapter for removing transmission main shaft—60 cents extra)	36	J 1499	Transmission Hoist	49
J 354-A	Differential Bearing Remover	35	J 1500	Brake Bleeder Unit	35
J 358-H	Holder and Press Plates for Removing and Replacing Axle and Pinion Bearings	34	J 1502-H	Holding Block for Front Shocks	24
J 377	Main Bearing Cap Puller	13	J 1532	Transmission Overdrive Gear Bushing Remover and Replacer	25
J 390-X	Dial Indicator Set for Checking Back Lash	33	J 1535	Main Drive Gear Oil Seal Replacer	27
J 397	Valve Tappet Assembly Remover and Replacer	6	J 1558	Indexing Tool for Shifter Fork	27
J 398	Valve Tappet Wrench Set (set of 3)	7	J 1568	Transmission Countershaft Gear Cluster and Reverse Idler Bushing Replacer	27
J 446	Rear Wheel Hub Puller	36	J 1569	Transmission Countershaft Gear Cluster and Reverse Idler Bushing Remover	26
J 448-I	Transmission Main Shaft Intermediate Gear Retainer Remover	31	J 1570	Brass Drift for Countershaft and Reverse Idler Shaft	24
J 448-S	Transmission Main Shaft Intermediate Gear Retainer Replacer	31	J 1571	Transmission Snap Ring Pliers	25
J 449	Clutch Aligning Arbor	22	J 1572	Main Drive Gear Oil Seal Remover	28
J 466	Transmission Countershaft Line Reamer	30	J 1573	Transmission Holding Fixture	51
J 471	Crankshaft Gear Puller	12	J 1574	Overdrive to Transmission Aligning Pilot	109
J 472	Clutch Filler Plug Wrench	21	J 1575	Bench Arbor Press—2 ton—Rack and Pinion Type	112
J 478	Valve Tappet Gauge with .006 and .008 Blades	7	J 1576	Adjustable Jacks	96
J 479-A	Pivot Pin Remover Set	42	J 1577	Radiator Core Cleaner	113
J 483	Crankshaft Gear and Vibration Damper Replacer	12	J 1586	Copper Tube Cutter	114
J 485	Clutch Filler Gun	21	J 1588	Dial Indicator	114
J 486	Clutch Fluid Measure	21	J 1597	Dial Indicator Hole Attach	114
J 524	Shackle Bushing Locating Gauge	44	K 115	Dial Indicator Clamp	114
J 544	Steering Gear Checking Scale	40	K 58	Dial Indicator Sleeve	70
J 587-A	Valve Spring Insertor	7	K 341	Solder Spray Gun	70
J 615	Brake Eccentric Lock Nut Wrench	47	KMO 3	Electric Soldering Iron	65
J 624-H	Steering Arm Ball Stud Screw Press	41	KMO 30-B	Combination Static and Dynamic Balancer	66
J 628	Brake Bleeder Drain Tube	48	KMO 30-F	Service Jack	96
J 676-C	Harmonic Balancer Puller	12	KMO 30-G	Rubber Hose Cutter	98
J 708	Radiator Flusher	96	KMO 30-K	Battery Service Set	9
J 710-H	Toe-In Gauge	63-64	KMO 41	Valve Stem Guide Cleaner	111
J 713-H	Brake Master Cylinder Refiller—includes 2 adapters	48	KMO 42	6-Foot Steel Bench—Less Back and End Pieces—Less Drawer	111
J 728-A	Hub and Dust Cap Remover	40	KMO 55-J	Fuel Pump Tester	57
J 733-B	Water Pump Reconditioning Set Complete	15	KMO 151	Brake Cylinder Clamps—set of 4	48
J 736	Rear Wheel Hub Puller	36	KMO 161	Dynamic Wheel Balancer	56
J 739-A	Steering Wheel Puller—includes J 739-7 Adapter for 1939-40	39	KMO 163	Engine Timing Synchroscope	65
J 743	Spark Plug Socket Wrench	15	KMO 166	Wheel Balancing Weights	88
J 744	Distributor Rotor Puller	52	KMO 174	Lock Reconditioning Set	18
J 745-3	Shock Absorber Rod Guide Pilot	45	KMO 181	Power Cylinder Bore Boring Machine	72
J 750-T	Gas-Per-Mile Gauge	51	KMO 182	Body Checking Tram	72
J 751	Turning Angle Indicators—set of 2	63-64	KMO 194	Adjustable Banding Bar	82
J 759	Cylinder Compression Gauge	56	KMO 205	Portable Electric Sander 7"	106
J 774	Clutch Finger Adjusting Gauge	22	KMO 205-A	Headlight Lens Remover	105
J 777-A	Shock Absorber Remover and Replacer	45		Tail Light Lens Remover	105
J 781	Countershaft Snap Ring Replacer	30			
J 782	Transmission Main Shaft Drive Gear Bearing Remover	31			
J 789	Universal Joint Flange Holding Tool	37			
J 797	Feeler Gauge Stock 1/8" wide .0015 to .040	114			
J 800-A	Caster-Camber-King Pin Gauge	63-64			
J 814	Transmission and Differential Holding Fixture	30			
J 819-D	Tune-up Kit	52			
J 820	Transmission Universal Joint Companion Flange Puller	29			
J 868	Headlight Nut Wrench	106			

• ALL ITEMS Sold with a MONEY BACK GUARANTEE •

NUMERICAL INDEX

No.	Name	Page	No.	Name	Page
KMO 209	Safety Pumpless Blow Torch	71	KMO 389	7" Shell Reveal File Holder with Blade Attached	94
KMO 212	Flexible Shaft Sander—4 speed $\frac{3}{4}$ H.P.	80	KMO 390	6" Radius File Holder with Blade Attached	94
KMO 213	Cylinder Compression Gauge	57	KMO 383-A	Combination File Set—6 Blades and File Holder	94
KMO 219	Air-Operated Valve Grinder	10	KMO 383-B	14" Flexible File—U-type Blade	94
KMO 221-A	Hand Bumping Tool Set	81-85	KMO 384-B	12" Half-Circle Shell File Blade	94
KMO 228	Dual Speed Combination Sander and Polisher	79	KMO 385-B	12" Half-Round Shell File Blade	94
KMO 229	Electric Bench Grinder— $\frac{1}{4}$ H.P.	82	KMO 386-B	12" Flat Moulding File Blade	94
KMO 247	Glass Holder	89	KMO 387-B	7" Flat Bevel File Blade	94
KMO 257	Paint Spray Unit	86	KMO 388-B	7" Moulding Reveal File Blade	94
KMO 258	Heavy Duty Sheet Metal Welding Outfit (Acetylene)	69	KMO 389-B	7" Shell Reveal File Blade	94
KMO 260	Solder Torch and Brazing Outfit	71	KMO 390-B	6" Radius File Blade	94
KMO 261	Stripping Unit	87	KMO 383-H	File Holder for 14" Flexible U-type	94
KMO 262	Sheet Metal Cutting Tool	83	KMO 384-H	File Holder for 12" Half-Circle Shell	94
KMO 263	General Purpose Welding Outfit (Acetylene)	69	KMO 385-H	File Holder for 12" Half-Round Shell	94
KMO 264	Storage Cabinet	91	KMO 386-H	File Holder for 12" Moulding File	94
KMO 270	Flexible Shaft Sander—Single speed $\frac{1}{2}$ H.P.	81	KMO 387-H	File Holder for 7" Flat Reveal	94
KMO 274-B	Waterproof Top Dressing and Preserver—Black 2 qt. carton, 3 qt. carton	92	KMO 388-H	File Holder for 7" Moulding Reveal	94
KMO 274-C	Waterproof Top Dressing and Preserver—Clear 2 qt. carton, 3 qt. carton	92	KMO 389-H	File Holder for 7" Shell Reveal	94
KMO 274-T	Waterproof Top Dressing and Preserver—Tan 2 qt. carton, 3 qt. carton	92	KMO 390-H	File Holder for 6" Radius File	94
KMO 278	Upholstery Cleaner	91	KMO 391	Charging Units Only	101
KMO 279	Spray Masking Rings	87	KMO 392	Charging Units Only	101
KMO 280	Special Mill File	90	KMO 393	Battery Charger and Analyzer	100
KMO 281	Double-cut Body File	90	KMO 394	Battery Charger and Analyzer	100
KMO 282	Flexible File	90	KMO 395	Battery Analyzer and Service—Wall Type	101
KMO 283	Special Reveal Flat Round Corner File	90	KMO 400-A	Body Jack Outfit Dual Power—Hydraulic and Mechanical	74
KMO 284	Special Reveal Half-Round Shell File	90	KMO 400-B	Body Jack Outfit Dual Power—Mechanical	75
KMO 285	Special Reveal Flat Square Cornered File (with one edge bent)	90	KMO 400-C	Body Jack Outfit Single Jack Utility Unit	77
KMO 286	Special Reveal Half-Round Bent Shell File	90	KMO 400-D	Auxiliary Body Jack Unit	77
KMO 287	Radiator Core Paint Spray Gun	87	KMO 400-F	Frame Straightening Attachments	77
KMO 288	Electric Tire Groover	113	KMO 436-RS	Micrometers	114
KMO 289	Floor Model Floodlight	93	KMO 710	6-Foot Steel Bench—With Back and End Pieces—Less Drawer	111
KMO 290	Triple Purpose Extension Light	93	KMO 710-TA	Tool Truck	77
KMO 291	Portable Floodlight $\frac{5}{8}$ " Reflector	93	KMO 710-T	Steel Parts Dolly	111
KMO 292	Portable Floodlight $\frac{8}{16}$ " Reflector	93	KMO 720	Copper Hammer	113
KMO 294	Electric Valve Refactor (wet type)	11	KMO 909	Armature Tester	99
KMO 298	Dwell-Tach Tester	58	KMO 913	Cylinder Gauge	16
KMO 309	Driveway Battery Servicer	99	KMO 920	$\frac{1}{2}$ " Electric Drill	82
KMO 318	Power Timing Light	60	KMO 923	$\frac{1}{2}$ " Electric Drill	82
KMO 330	Volts Ampere Tester	60	KMO 934	Screw Plate Set	145
KMO 332	Battery Starter Tester	60	KMO 935-A	1-Ton Chain Hoist	110
KMO 333	Cylinder Balance Tester	57	KMO 935-B	1 $\frac{1}{2}$ -Ton Chain Hoist	110
KMO 338	Transmission Countershaft Gear Cluster and Reverse Idler Bushing Reamer	28	KMO 936-A	1-Ton Ball Bearing Trolley	110
KMO 376	Coil Tester	58	KMO 936-B	2-Ton Ball Bearing Trolley	110
KMO 377	Condenser Tester	59	KMO 951	Steel Creeper	112
KMO 378	Combustion Tester	59	KMO 1000-ABC	Cylinder Hone Set	17
KMO 380	Sun Combination Analyzer and Combustion Tester	53	KMO 1123	Portable Electric Polisher	82
KMO 381	Sun Motor Analyzer Model "R"	54	KMO 1128-A	4" Bench Vise	115
KMO 382	Sun Combustion Tester	55	KMO 1128-B	4 $\frac{1}{2}$ " Bench Vise	115
KMO 383	12" Flexible U-Type Holders with Blades Attached	94	KMO 1128-C	5" Bench Vise	115
KMO 384	12" Half-Circle Shell File Holder with Blade Attached	94	KMO 1134	Screw Extractor Set	115
KMO 385	12" Half-Round Shell File Holder with Blade Attached	94	KMO 1141	Welding Tank Truck	69
KMO 386	12" Moulding File Holder with Blade Attached	94	KMO 1144	Air Duster	87
KMO 387	7" Flat Reveal File Holder with Blade Attached	94	KMO 7000-K	Electric Bench Grinder $\frac{1}{2}$ H. P.	82
KMO 388	7" Moulding Reveal File Holder with Blade Attached	94	KMO 7003	Carbon Removing Brush	10
			N 383	Brass Drift	114
			U 15	Valve Spring Tester	10
			U 50	Arbor Press, Hydraulic—50 Ton with Pressure Gauge	108-109
			U 99	Engine Stand	19

ALPHABETICAL INDEX

Name	No.	Page
A		
ACCELERATOR Dash Switch Gauge	J 1190	52
Acetylene Welding Outfits	KMO 258-KMO 263	69
Adjustable Bending Bar	KMO 182	78
Adjustable Body Clamp—6 foot	B 33	90
Adjustable Jacks	K 58	112
Adjusting Tools—Brake	HM 13985-J 1028	47
Adjusting Gauge—Clutch Finger	J 774	22
Air Duster	KMO 1144	87
Air-Operated Valve Grinder	KMO 219	10
Aligning Arbor—Clutch	1 449	22
Aligner Connecting Rod and Piston	J 874-H	9
Aligners—Front Wheel	J 800-A-J 1500	62-63-64
Aligning Pilot—Transmission to Overdrive	J 1597	24
Ampere and Volt Tester	KMO 330	60
Analysers—Motor and Engine	KMO 380-381-382	53-54-55
Arc-Welder—A. C.	J 330	68
Arc Welder Rod		89
Armature Tester	KMO 909	99
Arbor Press—Hydraulic	U 50	108-109
Arbor Presses—Bench	K 11/2	109
Assembly Pins—Oil Pan	HM 466-B	13
Assembly Fixture—Clutch	J 298-H	22
Axle Differential Bearing Adjusting Wrench	J 972	33
Axle Differential Bearing Remover	J 354-A	35
Axle Shaft Puller	J 352	36

B		
BALANCER Puller (Vibration)	J 676-C	12
Balancers—Static and Dynamic	KMO 55-J-KMO 57-J-KMO 151	65-66
Balancing Weights—Wheel	KMO 163	65
Ball Bearing Trolleys	KMO 936-A and B	110
Battery Chargers and Analysers	KMO 391-2-3-4-5	100-101
Battery Servicer—Driveway	KMO 309	99
Battery Service Set	KMO 112	98
Battery Starter Tester	KMO 332	60
Bearing Adjusting Wrench—Differential	J 972	33
Bearing Cap Puller, Main	J 377	13
Bearing Cup Replacer—Rear Axle Pinion	J 270-H	34
Bearing Puller—Clutch Pilot	J 877	21
Bearing Remover Plates—Rear Axle Pinion	J 1301 and J 1535	35
Bearing Remover Set—Rear Axle Pinion	J 358-H	34
Bench Grinder—Electric	KMO 7000-K	82
Bench—Shop	KMO 129-131-710	111
Bench Type Arbor Presses	K 11/2	109
Bench Vises	KMO 1128-A-B-C	115
Bending Bar—Adjustable	KMO 182	72
Bending Iron, Connecting Rod	HM 3-R	16
Blow Torch	KMO 209	71
Body Bumping Tools Set	KMO 221-A	84-85
Body Cements	FS 621-660-731-796-1041-1044	92
Body Cement Gun	B 182-A	88
Body Checking Tram	KMO 181	72
Body Clamps	B 33-35-65	90
Body Deadener Felt	B 200	89
Body Files	KMO 281-2-3-4-5-6	90
Body Files	KMO 383-4-5-6-7-8-9-90	94
Body Glass Holder	KMO 247	89
Body Jack Wreck Units	KMO 400-A-B-C-D-F	74-75-77
Body Shimming Jack	J 1268	72
Body Tool Truck	KMO 710-T A	77
Brake Adjusting Tool	HM 13985	47
Brake Adjusting Tool	J 1028	47

Name	No.	Page
Brake Bleeder Drain Tube	J 628	48
Brake Bleeder Unit	J 1532	49
Brake Cylinder Clamps	KMO 145	48
Brake Eccentric Lock Nut Wrench	J 615	47
Brake Follow-Up Gauge—Mechanical	J 989	49
Brake Master Cylinder Refiller	J 713-H	48
Brake Pedal Depressor	J 134	47
Brake Shoe Feeler Gauge	HM-20001	47
Brass Drift	N-383	114
Brass Drift for Countershaft and Reverse Idler Shaft	J 1574	26
Brazing Outfit	KMO 260	71
Broken Glass Remover	B 114	88
Brush—Carbon Removing	KMO 7004	10
Bumping Hammer and Chisel Set	B 210-X	83
Bumping Tools—Hand	KMO 221-A	84-85
Bushing—Pivot Pin Remover and Replacer	J 990	42

C		
CABINET—Storage	KMO 264	91
Calipers—Micrometer	KMO 436-R S	114
Carbon Removing Brush	KMO 7004	10
Carburetor and Ignition Point Tune-Up Kit	J 819-D	52
Car Horses—Adjustable Jacks	K 58	112
Caster—Camber-King Pin Gauge	J 800-A	63-64
Cements—Body	FS 621-660-731-796-1041-1044	92
Cement Gun	B 182-A	88
Centering and Toe-In-Gauge—Steering Arm	J 1442	40
Chain Hoist	KMO 935-A and B	110
Chargers and Analysers—Battery	KMO 391-2-3-4-5	100-101
Chassis Checking Gauge	J 1310	72
Check Valve—Oil-Remover and Replacer	J 1454	13
Clamps—Brake Cylinder	KMO 145	48
Clamps—Body	B 33-35-65	90
Cleaner—Radiator Core	K 341	96
Cleaner—Upholstery	KMO 278	91
Cleaner—Valve Stem Guide	KMO 122	9
Clutch Aligning Arbor	J 449	22
Clutch Assembly Fixture	J 298-H	22
Clutch Filler Gun	J 485	21
Clutch Filler Plug Wrench	J 472	21
Clutch Finger Adjusting Gauge	J 774	22
Clutch Fluid Measure	J 486	21
Clutch Over—Center Spring Tool	J 1361	21
Clutch Pilot Bearing Puller	J 877	21
Coil Tester	KMO 376	58
Combustion and Motor Analysers	KMO 380-381-382	53-54-55
Combustion Tester	KMO 378	59
Companion Flange Puller—Universal Joint	J 820	29
Compression Gauges—Cylinder	J 759-KMO 213	56-57
Condenser Tester	KMO 377	59
Connecting Rod Aligner and Reaming Fixture	J 874-H	9
Connecting Rod Bending Iron	HM 3-R	16
Copper Hammer	KMO 720	113
Copper Tube Cutter	KMO 3	113
Copper Tube Flaring Tool	J 978	113
Crankshaft Gear Puller	J 471	12
Crankshaft Gear and Vibration Dampener Replacer	J 483	12
Creeper	KMO 951	112
Cutter—Copper Tube	KMO 3	113
Cylinder Balance Tester	KMO 333	57
Cylinder Compression Gauges	J 759-KMO 213	56-57
Cylinder Hone Set	KMO 1000-A-B-C	17
Cylinder Gauge	KMO 913	14
Cylinder Reboring Machine	KMO 174	18

ALPHABETICAL INDEX

Name	No.	Page	Name	No.	Page
D			G		
DEADENER Felt—Body	B 200	89	GAUGE—Accelerator Dash Switch	J 1190	52
Dial Indicator Set	KMO 30-B-F-G-K	114	Gauge—Brake Shoe Feeler	HM 20001	47
Dial Indicator Set for Ring Gear Back Lash	J 390-X	33	Gauge—Caster-Camber-King Pin	J 800-A	63-64
Dies and Taps—Screw Plate Set	KMO 934	115	Gauges—Chassis and Body Trams	KMO 181—J 1310	72
Differential Bearing Adjusting Wrench	J 972	33	Gauge—Clutch Finger Adjusting	J 774	22
Differential Bearing Remover	J 354-A	35	Gauge—Cylinder Checking	KMO 913	16
Differential and Transmission Holding Fixture	J 814	30	Gauges—Cylinder Compression	J 759—KMO 213	56-57
Distributor Rotor Puller	J 744	52	Gauge—Gas-Per-Mile	J 750-T	51
Dolley—Parts	KMO 710-T	111	Gauge—Feeler Stock	J 797	114
Door Graphite Gun	B 183-A	88	Gauge—Mechanical Brake Follow-Up	J 989	49
Door Lock Reconditioning Set	KMO 166	88	Gauge—Steering Arm Centering and Toe-In	J 1442	40
Door Straightener	B 212	73	Gauge—Spring Shackles Bushing Locating	J 524	44
Douglas Terminal Installing Pliers	J 1189	98	Gauge—Toe-In	J 710-H	63-64
Drain Tube—Brake Bleeder	J 628	48	Gauge—Upper Support Arm and Pivot	J 1360	40
Drift—Brass	N 383	114	Gauge—Vacuum	J 89	56
Drills—Electric	KMO 920—KMO 923	82	Gauge—Valve Tappet	J 478	7
Driver—Phillips Screw	B 206—B 207	88	Gear Puller—Crankshaft	J 471	12
Driveway Battery Servicer	KMO 309	99	Glass Holder	KMO 247	89
Duster—Air	KMO 1144	87	Glass Remover	B 114	88
Dwell—Tach Tester	KMO 298	58	Graphite Gun	B 183-A	88
E			Grease Retainer Remover—Rear Axle Drive Shaft	HM 555	37
ECCENTRIC Lock Nut Wrench—Brake	J 615	47	Grinder—Bench, Electric	KMO 7000-K	82
Electric Drills	KMO 920-923	82	Grinder—Valve, Air Operated	KMO 219	10
Electric Bench Grinder	KMO 7000-K	82	Groover—Tire	KMO 288	113
Electric Sanders—Flexible Shaft	KMO 212-270	80-81	Guide Cleaner—Valve Stem	KMO 122	9
Electric Sanders and Polishers—Portable	KMO 194-228-1123	79 & 82	Guide Reamers—Valve Stem	J 129-1-2 and 3	8
Electric Soldering Iron	KMO 42	70	Guide Removers—Valve Stem	HM 559—J 267—J 269	8
Electric Tire Regroover	KMO 288	113	Guide Replacers—Valve Stem	J 883-A	8
Electric Valve Refacer	KMO 294	11	Gun—Air Dusting	KMO 1144	87
Engine Analysers and Combustion Testers	KMO 380-381-382	53-54-55	Gun—Clutch Filler	J 485	21
Engine Stand	U 99	19	Gun—Body Cement	B 182-A	88
Engine Timing Light—Power Type	KMO 318	60	Gun—Solder Spray	KMO 41	70
Engine Timing Synchroscope	KMO 161	56	H		
Extension Light	KMO 290	93	HAMMER and Chisel Set—Body Bumping	B 210-X	83
Extension Starter Operating	J 1586	51	Hammer—Copper	KMO 720	113
Extractor Set—Screw	KMO 1134	115	Harmonic Balancer and Crankshaft Gear Replacer	J 483	12
F			Harmonic Balancer Puller	J 676-C	12
FEELER Gauge—Brake Shoe	HM 20001	47	Headlight Lens Remover	KMO 205	106
Feeler Gauge and Scale—Piston Fitting	J 888	16	Headlight Nut Wrench	J 868	106
Feeler Gauge Stock	J 797	114	Headlight Service Kit	J 1198	105
Felt—Body Deadener	B 200	89	Headlight Testers	J1230-C—J 1240-C	103
Files—Body	KMO 281-2-3-4-5-6	90	Hinge Pin Remover	B 170-H	88
Files—Body	KMO 383-4-5-6-7-8-9-90	94	Hoists—Chain	KMO 935-A and B	110
Filler Cup—Shock Absorber	J 993-3A	45	Holst—Transmission	J 1502-H	28
Filler Gun—Clutch	J 485	21	Holding Fixture—Transmission and Differential	J 814	30
Filler Plug Wrench—Clutch	J 472	21	Hone Set—Cylinder	KMO 1000 A-B-C	17
Fixture—Transmission Holding	J 1584	28	Hose Cutter—Radiators	KMO 102	96
Flange Holding Tool—Universal Joint	J 789	37	Hub and Dust Cap Remover	J 728-A	40
Flaring Tool—Copper Tube	J 978	113	Hub Pullers—Rear Wheel	J 446—J 736	36
Flexible Shaft Sanders	KMO 212—KMO 270	80-81	Hydraulic Arbor Press	U 50	108-109
Flood Lights	KMO 289-291-292	93	I		
Flusher—Radiators	J-708	96	INDICATOR Set—Dial	KMO 30-B-F-G-K	114
Flux—Soldering	B 195	89	Indicators—Turning Angle	J 751	63-64
Front Wheel Aligners	J 800-A—J 1500	62-63-64	Insert—Piston	J 878	16
Front Wheel Hub and Dust Cap Remover	J 728-A	40	Insert—Valve Spring	J 587-A	7
Front Wheel Lower Support Arm Adjusting Tool	J 1052	42	Insert—Valve Spring Retainer	J 892	6
Front Wheel Upper Support Arm and Pivot Gauge	J 1360	40	J		
Fuel Pump Tester	KMO 144	57	JACK—Body Shimming	J 1268	72
			Jack—Body Wreck Units	KMO 400-A-B-C-D-F	74-75-77
			Jack—Service	KMO 63	112
			Jacks—Adjustable	K 58	112

• BUY DIRECT From Service Tool HEADQUARTERS •

ALPHABETICAL INDEX

Name	No.	Page	Name	No.	Page
K			K		
KIT, Engine Tune-Up	J 819-D	52	Puller—Clutch Pilot Bearing	J 877	21
L			Puller—Crankshaft Gear	J 471	12
LENS Removers	KMO 205—KMO 205-A	106	Puller—Distributor Rotor	J 744	52
Lifter—Valve Spring	J 915	6	Puller—Harmonic Balancer (Vibration Dampener)	J 676-C	12
Lights—Engine Timing	KMO 161 and KMO 318	56-60	Puller—Main Bearing Cap	J 377	13
Light—Extension	KMO 290	93	Puller—Rear Axle Shaft	J 352	36
Lights—Flood	KMO 289-291-292	93	Pullers—Rear Wheel Hub	J 446 and J 736	36
Lock Reconditioning Set	KMO 166	88	Puller—Steering Wheel	J 739-A	39
Lower Support Arm Adjusting Tool	J 1052	42	Puller—Universal Joint Companion Flange	J 820	29
M			Pump Tester—Fuel	KMO 144	57
MAIN Bearing Cap Puller	J 377	13	Pump—Water Reconditioning Set	J 733-B	15
Mainshaft—Transmission Drive Gear Bearing Remover	J 782	31	R		
Master Cylinder Refillers	J 713-H—J 1532	49-49	RADIATOR Core Cleaner	K 341	96
Measure—Clutch Fluid	J 486	21	Radiator Core Spray Gun	KMO 287	87
Metal Clamping Pliers	B 229	83	Radio and Dash Switch Slotted Nut Wrench	J 1197	98
Metal Cutting and Bumping Tool Set—Air Operated	B 210-X	83	Radiator Flusher	J 708	96
Metal Cutter—Hand Operated	KMO 262	83	Radiator Rubber Hose Cutter	KMO 102	96
Micrometers 0 to 4"	KMO 436-R 5	114	Reamer—Transmission Countershaft	J 466	30
Mileage Tester	J 750-T	51	Reamer—Transmission Countershaft Gear Cluster and Reverse Idler Bushing	KMO 338	28
Motor and Gas Analysers	KMO 380-381-382	53-54-55	Reamers—Valve Stem Guide	J 129-1-2 and 3	8
Moulding Removing Pliers	B 231	83	Reaming and Aligning Fixture, Connecting Rod and Piston	J 874-H	9
O			Rear Axle Back Lash Checking Dial Indicator Set	J 390-X	33
OIL Check Valve Remover and Replacer	J 1454	13	Rear Axle Drive Shaft Grease Retainer Remover	HM 555	37
Oil Pan Assembly Pins	HM 466-B	13	Rear Axle Pinion Bearing Cup Remover	HM 63	37
Oil Seal Remover—Transmission Main Drive Gear	J 1576	25	Rear Axle Pinion Bearing Cup Replacer	J 270-H	34
Oil Seal Replacer—Transmission Main Drive Gear	J 1569	25	Rear Axle Pinion Bearing Press Plate Set	J 358-H	34
P			Rear Axle Shaft Puller	J 352	36
PADDLE—Solder	B 135	89	Rear Wheel Hub Pullers	J 446—J 736	36
Paint Spray Gun—Radiator Core	KMO 287	87	Rear Spring Pivot Bolt Remover	J 1438	44
Paint Spray Masking Rings	KMO 279	87	Reboring Machine—Cylinder	KMO 174	18
Paint Stripping Tool	KMO 261	87	Refacer—Valve, Electric	KMO-294	11
Paint Spray Unit	KMO 257	86	Remover—Broken Glass	B 114	88
Pedal Depressor—Brake	J 134	47	Remover Brush—Carbon	KMO 7004	10
Pilot Bearing Puller	J 877	21	Remover—Countershaft and Reverse Idler Shaft	J 1574	26
Pilot—Transmission to Overdrive	J 1597	24	Remover—Differential Bearing	J 354-A	35
Pinion Bearing Cup Remover	HM 63	37	Removers—Headlight and Tail Light Lens	KMO 205—205-A	106
Pinion Bearing Cup Replacer	J 270-H	34	Remover—Hinge Pin	B 170-H	88
Pins—Oil Pan Assembly	HM 466-B	13	Remover—Hub and Dust Cap	J 728-A	40
Piston and Connecting Rod Aligner and Reaming Fixture	J 874-H	9	Remover—Pitman Arm	J 1374	39
Piston Feeler and Scale	J 888	16	Remover Set—Pivot Pin	J 479-A	42
Piston Insertor	J 878	16	Remover—Steering Arm	J 1373	41
Piston Vise	J 1218	10	Remover—Steering Arm Ball	J 624-H	41
Pitman Arm Remover	J 1374	39	Remover—Steering Outer Tie Rod End	HM 844-C	41
Pivot Bolt Remover—Rear Spring	J 1438	44	Remover—Steering Wheel	J 739-A	39
Pivot Pin Bushing Remover and Replacer Set	J 990	42	Remover—Transmission Countershaft Gear Cluster and Reverse Idler Bushing	J 1573	27
Pivot Pin Remover Set	J 479-A	42	Remover—Transmission Mainshaft Drive Gear Bearing	J 782	31
Pliers—Douglas Terminal Installing	J 1189	98	Remover—Transmission Main Drive Shaft and Main Shaft Ball Bearing	J 1134-H	26
Pliers—Metal Clamping	B 229	83	Remover—Transmission Mainshaft Intermediate Gear Retainer	J 448-1	31
Pliers—Moulding Removing	B 231	83	Remover—Transmission Main Drive Gear Oil Seal	J 1576	25
Pliers—Transmission Snap Ring	J 1575	24	Remover—Upper Rear Shock Absorber Bolt	J 991	45
Polishers and Sanders—Portable	KMO 194-228-1123	79 & 82	Removers—Valve Stem Guide	HM 559—J 267—J 269	8
Preserver and Top Dressing	KMO 274-B-C-T	92	Remover and Replacer—Clutch Over-Center Spring	J 1361	21
Press Plate Set for Pinion Bearings	J 358-H	34	Remover and Replacer—Oil Check Valve	J 1454	13
			Remover and Replacer—Pivot Pin Bushing	J 990	42
			Removers and Replacers—Rear Axle Pinion Bearings	J 358-H—J 1301—J 1535	34-35
			Remover and Replacer—Shock Absorber	J 777-A	45
			Remover and Replacer—Transmission Over-drive Drive Gear Bushing	J 1568	24
			Remover and Replacer—Valve Tappet	J 397	6
			Repair Stand—Engine	U 99	19

• ALL ITEMS Sold with a MONEY BACK GUARANTEE •

ALPHABETICAL INDEX

Name	No.	Page
Replacer—Crankshaft Gear and Vibration Dampener	J 483	12
Replacer Set—Snap Ring—Transmission Pinion Cage and Free-Wheel Cam Roller	J 1499	29
Replacer—Transmission Countershaft Gear Cluster and Reverse Idler Bushing	J 1572	27
Replacer—Transmission Countershaft Snap Ring	J 781	30
Replacer—Transmission Mainshaft Intermediate Gear Retainer	J 448-5	31
Replacer—Transmission Main Drive Gear Oil Seal	J 1569	25
Replacer—Transmission Main Drive Shaft and Main Shaft Ball Bearing	J 1570	26
Replacer—Valve Stem Guide	J 883-A	8
Retainer Insert—Valve Spring	J 892	6
Rotor Puller—Distributor	J 744	5

5

SANDERS—Flexible Shaft	KMO 212—KMO 270	79-80
Sanders and Polishers—Portable	KMO 228—194—1123	79 & 82
Screw Driver—Phillips Screws	B 206-B 207	88
Screw Extractor Set	KMO 1134	115
Screw Plate Set	KMO 934	115
Service Jack	KMO 63	112
Service Kit—Headlight	J 1198	105
Sheet Metal Clamping Pliers	B 229	83
Sheet Metal Cutter and Bumping Set—Air Operated	B 210-X	83
Sheet Metal Cutter—Hand Operated	KMO 262	83
Sheet Metal Welding Outfits—Acetylene	KMO 258—KMO 263	69
Shifter Fork Indexing Tool—Transmission	J 1571	27
Shock Absorber Bolt Remover—Upper Rear	J 991	45
Shock Absorber Filler Cup	J 993-3 A	45
Shock Absorber Holding Blocks	J 1558	45
Shock Absorber Remover and Replacer	J 777-A	45
Shock Absorber Rod Guide Pilot	J 745-3	45
Shock Absorber Spanner Wrench	J 993-2	45
Snap Ring Pliers—Transmission	J 1575	24
Snap Ring Replacer Set—Pinion Cage Retainer and Free Wheel Cam Roller	J 1499	29
Snap Ring Replacer—Transmission Countershaft	J 781	30
Solder Paddle	B 135	89
Solder Spray Gun	KMO 41	70
Solder Torch and Brazing Outfit	KMO 260	71
Soldering Flux	B 195	89
Soldering Iron	KMO 42	70
Spark Plug Socket Wrench	J 743	15
Spray Gun—Radiator Core	KMO 287	87
Spray Masking Rings	KMO 279	87
Spray Units—Paint	KMO 257	86
Spring Insertor—Valve	J 587-A	7
Spring Lifter—Valve	J 915	6
Spring—Rear Pivot Bolt Remover	J 1438	44
Spring—Rear, Shackle Bushing Locating Gauge	J 524	44
Spring Remover and Replacer—Clutch Pedal	J 1361	21
Spring Retainer Insertor—Valve	J 892	6
Spring Tester—Valve	U 15	10
Stand—Engine Repair	U-99	19
Starter Operating Extension	J 1586	51
Starter Tester	KMO 332	60
Steel Work Benches	KMO 129-131-710	111
Steel Parts Dolly	KMO 710-T	111
Steering Arm Ball Stud Screw Press	J 624-H	41
Steering Arm Centering and Toe-In Gauge	J 1442	40
Steering Arm Remover	J 1373	41
Steering Gear Checking Scale	J 544	40
Steering Outer Tie Rod Remover	HM 844-C	41
Steering Pivot Pin Bushing Remover and Replacer	J 990	42
Steering Wheel Puller	J 739-A	39
Storage Cabinet	KMO 264	9

Name	No.	Page
Straightener—Door	B 212	73
Striping Tool—Paint	KMO 261	87
Stud Wrench	HIM 82	6
Switch Gauge—Accelerator, Dash	J 1190	52

T

TAPPET Assembly Remover and Replacer	J 397	6
Tappet Gauge—Valve	J 478	7
Tappet Wrench Set	J 398	7
Taps and Dies—Screw Plate Set	KMO 934	115
Tension Wrenches	J 1300—J 1313—J 1315— J 1264	14
Terminal Installing Pliers	J 1189	98
Tester—Armature	KMO 909	59
Tester—Battery Starter	KMO 332	60
Tester—Coil	KMO 376	58
Testers—Combustion	KMO 378—KMO 380— KMO 382	53-55-59
Tester—Condenser	KMO 377	59
Tester—Cylinder Balance	KMO 333	57
Tester—Dwell-Tach	KMO 298	58
Tester—Fuel Pump	KMO 144	57
Testers—Headlight	J 1730-C—J 1240-C	103
Tester—Volts—Ampere	KMO 330	60
Tester—Valve Spring	U 15	10
Tie Rod End Remover	HM 844-C	41
Timing Light—Power Type	KMO 318	60
Timing Synchroscope—Engine	KMO 161	56
Tire Groover—Electric	KMO 288	113
Too-In Gauge	J 710-H	63-64
Tool Truck	KMO 710-T A	77
Top Dressing and Preserver	KMO 274-B-C-T	92
Torch—Blow	KMO 209	71
Torches—Welding and Brazing	KMO 258—263—260	69-71
Tram—Body Checking	KMO 181	73
Transmission Countershaft Gear Cluster and Reverse Idler Bushing Remover	J 1573	27
Transmission Countershaft Gear Cluster and Reverse Idler Bushing Replacer	J 1572	27
Transmission Countershaft Gear Cluster and Reverse Idler Bushing Reamer	KMO 338	28
Transmission Countershaft and Reverse Idler Shaft Drift	J 1574	26
Transmission Countershaft Line Reamer	J 466	30
Transmission Countershaft Snap Ring Replacer	J 781	30
Transmission and Differential Holding Fixture	J 814	30
Transmission Mainshaft Drive Gear Bearing Remover	J 792	31
Transmission Main Drive Gear Oil Seal Remover	J 1576	25
Transmission Main Gear Oil Seal Replacer	J 1569	25
Transmission Main Drive Shaft and Main Shaft Ball Bearing Remover	J 1134-H	26
Transmission Main Drive Shaft and Main Shaft Ball Bearing Replacer	J 1570	26
Transmission Mainshaft Intermediate Gear Retainer Remover	J 448-I	31
Transmission Mainshaft Intermediate Gear Retainer Replacer	J 448-5	31
Transmission Hoist	J 1502-H	28
Transmission Holding Fixture	J 1584	28
Transmission Over-drive Drive Gear Bushing Remover and Replacer	J 1568	24
Transmission Over-drive to Transmission Aligning Pilot	J 1597	24
Transmission Pinion Cage Retainer and Free Wheel Cam Roller Snap Ring Replacer Set	J 1499	29
Transmission Shifter Fork Indexing Tool	J 1571	27
Transmission Snap Ring Pliers	J 1575	24
Transmission Universal Joint Companion Flange Puller	J 820	29
Trim Moulding Pliers	B 231	80

ALPHABETICAL INDEX

Name	No.	Page
Trolleys	KMO 936-A and B	110
Truck—Welding Tank	KMO 1141	69
Tube Cutter	KMO 3	113
Tube Flaring Tool	J 978	113
Turning Angle Indicators	J 751	63-64
Tune-Up Kit	J 819-D	52

U

UNIVERSAL Joint Assembly Tool	J 881	44
Universal Joint Companion Flange Puller	J 820	29
Universal Joint Flange Holding Tool	J 789	37
Upholstery Cleaner	KMO 278	91

V

VACUUM Gauge	J 89	56
Valve Grinder—Air Operated	KMO 219	10
Valve—Oil Check, Remover and Replacer	J 1454	13
Valve Refacer—Electric	KMO 294	11
Valve Spring Insertor	J 587-A	7
Valve Spring Lifter	J 915	6
Valve Spring Retainer Insertor	J 892	6
Valve Spring Tester	U 15	10
Valve Stem Guide Cleaner	KMO 122	9
Valve Stem Guide Reamers	J 129-1-2 and 3	8
Valve Stem Guide Removers	HM 559—J 267—J 269	8
Valve Stem Guide Replacer	J 883-A	8
Valve Tappet Assembly Remover and Replacer	J 397	6
Valve Tappet Gauge	J 478	7
Valve Tappet Wrench Set	J 398	7

Name	No.	Page
Vibration Dampener Puller	J 676-C	12
Vibration Dampener and Crankshaft Gear Re- placer	J 483	12
Vise—Piston	J 1218	10
Vises—Bench	KMO 1128-A-B-C	115
Volts—Ampere Tester	KMO 330	60

W

WATERPROOFING—Tops	KMO 274-B-C-T	92
Water Pump Reconditioning Set	J 733-B	15
Welder—Arc A. C.	J 330	68
Welding Outfits—Acetylene	KMO 258—KMO 263	69
Welding Rod—A. C. and D. C.		89
Welding Tank Truck	KMO 1141	69
Wheel Aligners	J 800-A—J-1500	62-63-64
Wheel Balancers—Static and Dynamic	KMO 55-J—KMO 57-J— KMO 151	65-66
Wheel Balancing Weights	KMO 163	65
Wreck Units—Body Jack	KMO 400-A-B-C-D-F	74-75-77
Wrench—Brake Eccentric Lock Nut	J 615	47
Wrench—Clutch Filler Plug	J 472	21
Wrench—Differential Bearing Adjusting	J 972	33
Wrench—Headlight Nut	J 868	106
Wrench—Radio and Dash Switch Nut	J 1197	98
Wrench—Shock Absorber Spanner	J 973-2	45
Wrench—Spark Plug Socket	J 743	15
Wrench Set—Tappet	J 398	7
Wrench—Stud Removing	HM 82	6
Wrenches—Tension	J 1264—J 1300—J 1313— J 1315	14

