

Kent-Moore

SERVICE TOOL GUIDE



1950 Edition for

HUDSON



*This Emblem Identifies
Tools for Hudson Service.*

Additional Service Tool Data for:

BUICK
CADILLAC
CHEVROLET
NASH
OLDSMOBILE
PACKARD
PONTIAC
STUDEBAKER



*H. S. Lavery
1513 Ravine Road
Charleston 3, W. Va.
Phone 67333*


Vj lu'F qewo gpv'Eqwt'gu('qh
J GV'O go dgt'Rcwi'Uej wuxgt



Your Job and Ours

Whether you have the biggest and the best service department in town, or whether you operate a small or specialized repair shop, you're still an important part of one of the country's most vital industries. The Automotive Service Industry . . . *and it is vital!* Consider these facts: There are well over 45,000,000 automobiles on the road today. Nearly all of them are driven almost every day. The great majority are considered next to essential in providing the productive, personal transportation upon which our standard of living depends and around which our national economy is built. And every one of these 45,000,000 plus vehicles requires service . . . from normal periodic check-ups and adjustments to infrequent major repair operations . . . in order that they may operate efficiently and fulfill their purpose satisfactorily over longer periods of usefulness.

To you in the Automotive Service Industry, this represents a great responsibility . . . as well as a golden opportunity to participate and share in an ever-expanding volume of service business. To us at Kent-Moore it justifies maintaining complete research, engineering, and manufacturing facilities devoted exclusively to the development of Special Automotive Service Tools and Equipment required to help you do your job better.




SPECIAL TOOL MANUFACTURING
Plant 1—Jackson, Michigan




RESEARCH AND ENGINEERING
Michigan Center, Michigan

FOR OVER 30 YEARS, Kent-Moore has worked in close cooperation with major automobile manufacturers designing and producing the essential special tools required to perform the many important factory-recommended service operations for which no adequate standard tools exist. Each Kent-Moore Special Service Tool is designed for use on a specific operation. Each one is built to do its particular job better, faster, easier . . . more economically, too . . . than is possible by means of improvised makeshift methods. In fact, on a great many important repair operations, they represent the only safe, effective means for rendering proper service without possible damage to parts or injury to service personnel. And, finally, Kent-Moore Special Service Tools are produced to a traditionally high standard of quality made possible only by highly skilled craftsmen working efficiently with complete and modern engineering and manufacturing facilities.



1 Pilot models of new tools and equipment are created and tested under actual working conditions at Kent-Moore's Research and Engineering Division.



4 Kent-Moore's Plant 2 at Jackson is devoted exclusively to the production of many different types of specialized automotive service equipment.



EQUIPMENT MANUFACTURING
Plant 2—Jackson, Michigan




ASSEMBLY AND SHIPPING
Detroit, Michigan



2 Kent-Moore's Plant 1 at Jackson, Michigan is fully equipped and staffed for the efficient, economical manufacture of Special Service Tools.



3 Rigid inspection of production is responsible for maintaining the high standard of quality required of Kent-Moore Special Service Tools.



5 From start to finish, the complete manufacturing facilities at Plant 2 transform raw metal stock into practical, useful service equipment.



6 Adequate stocks of tools and equipment are maintained at Kent-Moore's Assembly and Shipping warehouse to permit prompt shipment of your orders.

How to use this Special Service Tool Guide



This Composite Tool Guide has been developed to help you find the Kent-Moore Special Service Tools you need with the least amount of effort in the least amount of time. For example . . . **★ If you know only the Name of the tool you need . . . or even the Section of the car upon which it is used . . . refer to the pages listed in the ALPHABETICAL INDEX OF TOOLS BY SECTIONS to find the Tool Number and Page Number upon which it is described and illustrated. ★ If you just know the Number of the tool you need, refer to the Numerical Index contained on the Green Colored Price List included with this Guide to find the Tool Name and Page Number containing description and illustration. ★ Or, if you know the Tool Number and its Section of use, refer to the pages listed under the INDEX TO SECTIONS at right. There you will find the tools you need listed in numerical sequence.**

ALPHABETICAL INDEX OF TOOLS BY SECTIONS

Page Numbers	Page Numbers	Page Numbers	Page Numbers
ENGINE 55 to 58	DYNAFLOW TRANSMISSION 61	AUTOMATIC TRANSMISSION HANDLING EQUIPMENT 62 to 64	SPRINGS—SHOCK ABSORBER 66
CONVENTIONAL CLUTCH 58	POWERGLIDE TRANSMISSION 61	REAR AXLE 64 to 66	BRAKES 66
STANDARD TRANSMISSION 58 to 60	STUDEBAKER AUTOMATIC TRANSMISSION 61 to 62	FRONT SUSPENSION 64 to 66	BODY 67
HYDRA-MATIC TRANSMISSION 60 to 61			GENERAL SHOP TOOLS AND EQUIPMENT 68

HOW TO ORDER

- 1 After making your selection of tools, refer to the Price List in the back of the Tool Guide.
- 2 Use one of the convenient Order Blanks, write in your Firm Name and Address and the Quantity, Tool Number, Description and Price of each item you wish to order.
- 3 Indicate whether yours is a Cash or C.O.D. order. Deduct 5% for cash with order and attach your check for net amount.
- 4 Mail your order direct to Kent-Moore. You will receive an Order Acknowledgment prior to shipment of your tools.

TERMS

Cash with Order—You save 5% by forwarding a Money Order, Postal Note or Check in full with your order.













C.O.D.—All orders not accompanied by Money Order, Postal Note or Check in full will be shipped C.O.D. in which cases the prices are net and not subject to 5% discount.














Shipments will be made via Parcel Post, Express or Freight depending on the weight, F.O.B. Detroit, Mich.

GUARANTEE—You take no risk as all items are fully guaranteed against defective materials and workmanship.

INDEX TO SECTIONS











	Page
ENGINE—Includes Cooling, Ignition and Fuel Systems—Battery, Starter and Generator Tools	5-17
CONVENTIONAL CLUTCH—Includes Pilot Bearing and Clutch Pedal Tools	18-19
STANDARD TRANSMISSION—Includes Flywheel Housing, Universal Joint and Companion Flange Tools	20-24
HYDRA-MATIC TRANSMISSION TOOLS	25-27
DYNAFLOW TRANSMISSION TOOLS	28
POWERGLIDE TRANSMISSION TOOLS	29
STUDEBAKER AUTOMATIC TRANSMISSION TOOLS	30
AUTOMATIC TRANSMISSION HANDLING EQUIPMENT	31-33
REAR AXLE—Includes Driveshaft, Rear Universal Joint, Axle Shaft, Rear Wheel Bearing and Hub Tools	34-41
FRONT SUSPENSION—Includes Steering, Suspension Mechanism and Front Wheel Tools	42-47
SPRINGS—SHOCK ABSORBER	48
BRAKES	49-50
BODY	50-52
GENERAL SHOP TOOLS AND EQUIPMENT	52-54












ENGINE—Includes Cooling, Ignition and Fuel Systems— Battery, Starter and Generator Tools.			ON HAND	ORDER
ILLUSTRATION	TOOL NUMBER, DESCRIPTION, MODEL APPLICATION			
	HM 3-R—Connecting Rod Bending Iron All Cars—All Models except Olds "Rocket" Engine.	 5 lbs.		
	HM 408-P—Timing Sprocket Setting Gauge PONT—All Models.	3 ozs.		
	HM 536—Valve Spring Lifter PACK—PONT—All Models; OLDS—All Models except "Rocket" Engine.	1 lb.		
	HM 586—Piston Pin Bushing Reamer (.855") OLDS—1934-48 All Series, 1949-50—6 cyl.	2 lbs.		
	HM 593-A—Piston Fitting Feeler & Scale (.002" & .0015") OLDS—All Models.	1/4 lb.		
	HM 593-N—Piston Fitting Feeler & Scale (.002" & .0025") NASH—1937-48 except 40 Series.	1/4 lb.		
	HM 861-Y—Crankshaft & Cam Gear Replacer STUDE—All Models.	3 lbs.		
	HM 865—Cam Gear Puller STUDE—1939 & 40 Comm. & Pres. with Threaded Cam Hubs.	2 lbs.		
	HM 925—Puller Set (For removing Crankshaft & Camshaft Gears, Vibration Dampers, Compression Flanges, etc.) STUDE—All Models.	10 lbs.		
	J 89—Vacuum Checking Gauge (Capacity—30 in. of Mercury) All Cars—All Models.	 1 1/4 lbs.		













ENGINE—Continued			ON HAND	ORDER
ILLUSTRATION	TOOL NUMBER, DESCRIPTION, MODEL APPLICATION			
	J 129-2—Valve Guide Reamer (.343" Finishing) CAD—All Models 1936-48; CHEV—All Pass. Cars & Trucks; NASH—Series 40; OLDS—All Models 1939-48, 1949-50—6 Cyl. (8 Cyl. intake); HUD—All Models 1938-50; PACK—1935-50 All Models.	 1/4 lb.		
	J 129-3—Valve Stem Guide Reamer (.375") BUICK—All Models; NASH—All Series 60-80, 1937-40 Series 10-20.			
	J 183—Flywheel Stud Hole Reamer (.437") OLDS—1935-50 All Series except "Rocket" Engine.	1/4 lb.		
	J 232-A—Engine Lifting Eye Bolt (14MM THD) OLDS—1937-48 All Series, 1949-50—6 Cyl.	1 3/4 lbs.		
	J 257-X—Valve Lifter Remover & Replacer CAD—1936-48 All Models.			
	J 267—Valve Stem Guide Reamer (11/32") HUD—1938-50 All Models; CHEV—All Pass. Cars & Trucks.	 1 1/2 lbs.		
	J 269—Valve Stem Guide Reamer & Replacer (3/8") BUICK—All Models	1/2 lb.		
	J 336-A—Piston Fitting Feeler & Scale (.002"—.003") STUDE—All Models.	1/2 lb.		
	J 471—Crankshaft Gear Puller HUD—1933-50 All Models.	 2 1/2 lbs.		
	J 478-A—Valve Tappet Feeler Gauge (.006"—.008"—.010"—.012") HUD—1935-50 All Models.	 1/4 lb.		














ENGINE — Continued			ON HAND	ORDER
ILLUSTRATION	TOOL NUMBER, DESCRIPTION, MODEL APPLICATION			
	J 483-A—Crankshaft Gear & Vibration Damper Replacer HUD—1933-50 All Models.		3 1/2 lbs.	
	J 505-G—Carburetor Tool Set OLDS—1936-48 All Models with Carter Carburetors.		2 1/2 lbs.	
	J 505-NC—Carburetor Tool Set NASH—All Models.			
	J 516—Connecting Rod Bushing Burnisher (.926") PONT—All Models. (Use with J 526 Block)		2 1/2 lbs.	
	J 526—Connecting Rod Bushing Burnisher Block (Use with J 516, J 540-1 & J 540-2) PONT—All Models.		1 1/2 lbs.	
	J 540-1—Connecting Rod Bushing Remover PONT—All Models. (Use with J-526 Block)		3/4 lb.	
	J 540-2—Connecting Rod Bushing Replacer PONT—All Models. (Use with J-526 Block)		3/4 lb.	
	J 587-A—Valve Spring Insert HUD—1935-47 All Models, 1948-50—8 Cyl.		1/4 lb.	
	J 676-C—Vibration Damper Puller HUD—1936-50 All Models.		7 lbs.	
	J 679-A—Fan Hub Puller BUICK—1934-47 All Models.		3 lbs.	








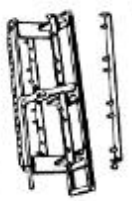


ENGINE — Continued			ON HAND	ORDER
ILLUSTRATION	TOOL NUMBER, DESCRIPTION, MODEL APPLICATION			
	J 706-P—Valve Lifter Guide Hole Oversize Reamer (1.0050") PONT—All Models.		2 1/2 lbs.	
	J 708-A—Radiator Flusher Includes: J 708-14—Inlet Elbow Assembly With Air Valve. J 708-15—Outlet Elbow Assembly With Hose. J 708-17—Heater Flushing Fitting. All Cars—All Models.		10 lbs.	
	J 719—Valve Guide Remover OLDS—1938-48 All Series, 1949-50—6 Cyl.		3/4 lb.	
	J 726—Coil Top Remover Coils with Removable Covers.		1/4 lb.	
	J 742—Piston Pin Remover & Installer HUD—1936-47 All Models, 1948-50—8 Cyl.		3/4 lb.	
	J 744—Distributor Rotor Puller HUD—All Models.		1 1/4 lbs.	
	J 819-F—Carburetor Tool Set HUD—All Models.		1 1/2 lbs.	
	J 826-A—Valve Stem Guide Replacer CAD—1936-48 All Models.		2 lbs.	
	J 827—Valve Lifter Bracket Installer CAD—1936-48 All Models.		1/2 lb.	
	J 831—Water Pump Impeller Shaft Installing Pilot CAD—1936-48 All Models.		1/4 lb.	











ENGINE — Continued			ON HAND	ORDER
ILLUSTRATION	TOOL NUMBER, DESCRIPTION, MODEL APPLICATION			
	J 874-9—Piston Pin Bushing Reamer .856" OLDS—All Series through 1948, 1949-50 6 Cyl.	1 1/2 lbs.		
	J 874-16—Piston Pin Bushing Reamer .750" HUD—1936-47 All Models, 1948-50 8 Cyl.	1 1/2 lbs.		
	J 874-17—Piston Pin Bushing Reamer .812" NASH—1941-48 Series 40; BUICK 40-50 Series—All models.	1 1/2 lbs.		
	J 874-18—Piston Pin Bushing Reamer .875" NASH—1941-50 Series 60-80, 1937-40 Series 10, 20, 80; PACK—1935-50 All Models; CAD—All Models up to 1948; BUICK—60-70-80-90 Series—All Models.	1 1/2 lbs.		
	J 874-19—Piston Pin Bushing Reamer .936" PONT—All Models.	1 3/4 lbs.		
	J 883-B—Valve Stem Guide Replacer Set HUD—1938-50 All Models.	2 1/2 lbs.		
	J 888—Piston Feeler and Scale (.0015"—.002"—.003") HUD—1936-50—All Models.	1 1/2 lbs.		
	J 941-4—Heat Riser Adapter Depth Gauge (Use with J 941 Differential Brng. Driver) PONT—All Models.	1/4 lb.		
	J 955—Rear Main Bearing Oil Seal Compressor (2.937" dia.) OLDS—1938-48 All Series, 1949-50—6 Cyl.	5 1/2 lbs.		
	J 959-A—Oil Pump and Distributor Gear Press Plate OLDS—1937-49 All Series, 1949-50—6 Cyl.	1 1/2 lbs.		

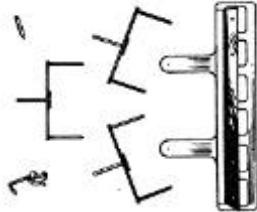




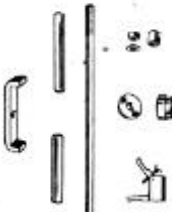



ENGINE — Continued			ON HAND	ORDER
ILLUSTRATION	TOOL NUMBER, DESCRIPTION, MODEL APPLICATION			
	J 965-A—Piston Reaming Fixture CHEV—All Pass. Cars & Trucks.	11 1/2 lbs.		
	J 965-3—Piston Pin Bushing Reamer (.865") CHEV—All Pass. Cars & Trucks.	1 lb.		
	J 966—Timing Gear Cover Centering Gauge CHEV—All Pass. Cars & Trucks.	1 lb.		
	J 967—Harmonic Balancer Puller CHEV—1937-38 Pass. Cars & Trucks.	3 1/2 lbs.		
	J 971—Camshaft Gear Remover and Replacer CHEV—All Pass. Cars & Trucks.	4 lbs.		
	J 995—Timing Gear Cover Oil Seal Driver CHEV—All Pass. Cars & Trucks.	4 lbs.		
	J 1042—Valve Guide Replacer OLDS—1938-48 All Series, 1949-50—6 Cyl.	1 1/2 lbs.		
	J 1045—Rear Main Bearing Oil Seal Compressor PONT—All Models.	5 1/4 lbs.		
	J 1047—Starter Motor Wrench PONT—All Models.	1 lb.		
	J 1055—Valve Stem Length Gauge CAD—1936-48 All Models.	1/2 lb.		
	J 1067—Valve Lifter Guide Plug Gauge (.625" go-no-go) OLDS—1937-48 All Series, 1949-50—6 Cyl.	1/4 lb.		










ENGINE — Continued			ON HAND	ORDER
ILLUSTRATION	TOOL NUMBER, DESCRIPTION, MODEL APPLICATION			
	J 1089—Valve Guide Replacer (Intake) CHEV—All Pass. Cars & Trucks.	1 1/2 lbs.		
	J 1090—Valve Guide Replacer (Exhaust) CHEV—All Pass. Cars & Trucks.	1 1/2 lbs.		
	J 1137—Carburetor Fast Idle and Unloader Bending Iron NASH—All Models.	3 ozs.		
	J 1144-A—Carburetor and Fuel Pump Holding Fixture All Fuel Pumps and Carter or Stromberg Carburetors.	10 lbs.		
	J 1218—Piston Vise All Cars—All Models.	4 3/4 lbs.		
	J 1226—Water Pump Fan Pulley Puller CHEV—All Pass. Cars & Trucks.	1 1/2 lbs.		
	J 1248—Timing Setting Gauge OLDS—1936-48 All Models, 1949-50—6 Cyl.	1/4 lb.		
	J 1287—Harmonic Balancer Puller & Replacer CHEV—1939-50 All Pass. Cars & Trucks.	3 1/2 lbs.		
	J 1293-C—Piston Pin Assembly Tool STUDE—All Champs, All Commanders after 14A, 15A, M5, M15, M15A, & All "R" Series Trucks.	1/2 lb.		
	J 1336—Cylinder Head Assembly Pins (2) BUICK—All Models.	1 lb.		
	J 1378—Valve Spring Compressor NASH—1937-40 Series 10.	3 lbs.		




















ENGINE — Continued			ON HAND	ORDER
ILLUSTRATION	TOOL NUMBER, DESCRIPTION, MODEL APPLICATION			
	J 1404—Cooling Test Cap NASH—1939-48 All Series up to K228680 & R495329.	1/2 lb.		
	J 1419—Water Pump Bushing Remover & Replacer NASH—1940-48 All Series.	1 lb.		
	J 1427—Connecting Rod Bushing Remover & Replacer NASH—1937-40 All Series, 1941-42 Series 80, 1941-50 Series 60.	3/4 lb.		
	J 1428—Distributor Point Setting Light All Cars—All Models.	1/4 lb.		
	J 1429-B—Valve Guide Replacer NASH—All "L" Head Engines.	3 1/2 lbs.		
	J 1446—Water Pump Shaft Slinger Installer OLDS—All Series 1937-46.	3/4 lb.		
	J 1454—Oil Check Valve Remover & Replacer HUD—1933-47 All Models, 1948-50—8 Cyl.	3 1/2 lbs.		
	J 1455-A—Water Pump Seal Seat Reamer (1.437") PONT—All Packless Water Pumps; OLDS—1937-48 All Series, 1949-50—6 Cyl.	2 lbs.		
	J 1456—Water Pump Seal Installer OLDS—1934-48 All Series, 1949-50—6 Cyl.	2 1/4 lbs.		
	J 1475—Carburetor Pump Stroke Gauge NASH—All Models.	3 ozs.		
	J 1498-A—Connecting Rod Bolt Socket Set (Hex & Slotted Type) CAD—1938-48 Hex Type, 1936-37 Slotted Type.	4 3/4 lbs.		
	J 1501—Water Pump Facing Cutter STUDE—All Champs, 7G, 8G, 14A, 15A, 16A, 17A, M5, M15, M15A, & All "R" Series Trucks.	1/4 lb.		





















ENGINE — Continued			ON HAND	ORDER
ILLUSTRATION	TOOL NUMBER, DESCRIPTION, MODEL APPLICATION			
	J 1543-A—Cylinder Block Air Gun CAD—1938-50 All Series.	¾ lb.		
	J 1577-G—Carburetor Tool Set CAD—1938-50 All Series.	3 ¼ lbs.		
	J 1580—Engine Jacks (2) BUICK—1934-47 All Models.	¾ lb.		
	J 1604—Piston Pin Bushing Driver & Burnisher Set NASH—1941-48 Series 40.	4 ½ lbs.		
	J 1610—Rear Crankshaft Bearing Oil Seal Packing Driver NASH—1941-50 Series 40.	7 lbs.		
	J 1612—Valve Spring Compressor NASH—1941-50 Series 40.	1 ¼ lbs.		
	J 1649—Piston Pin Bushing Remover & Replacer Support Block (Use with J 1674 Bushing Tool)	5 lbs.		
	J 1656-CA—Cylinder Head Holder & Valve Spring Compressor CHEV—1937-49 All Pass. Cars & Trucks.	45 lbs.		
	J 1674—Piston Pin Bushing Remover & Replacer (.840") (Use with J 1649 Support Block) OLDS—1936-48 All Series, 1949-50—6 Cyl.	1 ½ lbs.		
	J 1720-A—Water Pump Seal Seat Refinishing Set PACK—1939-50 All Models.	4 ¾ lbs.		













ENGINE — Continued			ON HAND	ORDER
ILLUSTRATION	TOOL NUMBER, DESCRIPTION, MODEL APPLICATION			
	J 1786—Flywheel Turning Tool OLDS—1934-48 All Series, 1949-50—6 Cyl.	1 ½ lbs.		
	J 1856—Distributor Point Feeler Gauge (.017" & .020") HUD—1936-50 All Models.	¼ lb.		
	J 1870—Timing Chain Cover Oil Seal Driver BUICK—1946-50 All Models	1 ¼ lbs.		
	J 1941—Valve Guide Counterbore Reamer CAD—1936-48 All Models.	¼ lb.		
	J 1944—Engine Lifting Eye Bolts (½" x 13 Thd.) (Pr.) STUDE—All Comm.	2 lbs.		
	J 1946—Engine Lifting Eye Bolts (7/16" x 14 Thd.) (Pr.) STUDE—All Champs.	2 lbs.		
	J 1953—Valve Key Replacer STUDE—All Models; PACK—1939-50 All Models; HUD—1948-50—6 Cyl.	¼ lb.		
	J 2034—Valve Stem Guide Remover & Replacer Set STUDE—All Models.	1 ½ lbs.		
	J 2036—Camshaft Bearing Remover & Replacer Set STUDE—All Models.	8 ½ lbs.		
	J 2122—Valve Guide Counterbore Cleaner (Exhaust) PONT—All Models.	¾ lb.		












ENGINE — Continued			ON HAND	ORDER
ILLUSTRATION	TOOL NUMBER, DESCRIPTION, MODEL APPLICATION			
	J 2130-B—Oil Nozzle Checking Tool Set Includes: J 969-1A—Oil Pan Target. J 969-2A—Trough Depth Gauge. J 1541—Trough Depth Gauge. J 1646-A—Trough Depth Gauge. J 793-3—Water Faucet Assembly. J 793-5—Nozzle Setting Tool. CHEV.—All Pass. Cars & Trucks with 216.5 & 235 Cu. In. Engines. Additional Information Available Upon Request.	7 3/4 lbs.		
	J 2153—Valve Remover All "L" Head Engines with valve dia. up to 2 1/2".	4 lbs.		
	J 2155—Connecting Rod Socket (Part of J 1498-A) (Slotted Type) CAD—1936-37 All Models.	2 ozs.		
	J 2163—Cylinder Head Holder & Valve Spring Compressor BUICK—All Models.	42 lbs.		
	J 2250—Camshaft Bearing Remover & Replacer Set CAD—1936-48 All Models.	15 1/2 lbs.		
	J 2542—Valve Guide Remover PONT—All Models.	3/4 lb.		
	J 2553—Tappet Gauge Set (Hydraulic) (.030" & .070") PACK—1940-50 Custom 8.	1 1/4 lb.		
	J 2555—Piston Pin Bushing Replacement Set PACK—1935-50 All Models.	8 1/2 lbs.		









ENGINE — Continued			ON HAND	ORDER
ILLUSTRATION	TOOL NUMBER, DESCRIPTION, MODEL APPLICATION			
	J 2561—Piston Pin Assembly Pilot PACK—1935-50 All Models.	1 1/4 lbs.		
	J 2562—Timing Gear Cover Aligning Arbor PACK—1939-50 All Models.	1 1/2 lbs.		
	J 2573-A—Carburetor Tool Set PACK—1942-50 All Models.	3 1/2 lbs.		
	J 2577—Valve Guide Driver & Depth Gauge PACK—1939-50 All Models.	1 1/4 lbs.		
	J 2580—Valve Guide Remover PACK—1935-50 All Models.	1 1/4 lbs.		
	J 2582—Vibration Damper Puller PACK—1939-47 All Models, 1948-50—Custom 8. & Super.	5 1/2 lbs.		
	J 2635-A—Valve Guide Replacer NASH—All valve-in-head engines.	1 1/4 lbs.		
	J 2636—Vibration Damper Puller PACK—1948-6 & 8 Cyl. 1949-50 Eight.	2 1/2 lbs.		
	J 2653—Cylinder Head Holding Fixture & Valve Spring Compressor NASH—All 6 Cyl. valve-in-head engines.	42 lbs.		











ENGINE — Continued			ON HAND	ORDER
ILLUSTRATION	TOOL NUMBER, DESCRIPTION, MODEL APPLICATION			
	J 2672—Cylinder Head Stud Nut Wrench NASH—All valve-in-head engines.	1 lb.		
	J 2679—Remote Control Starter Switch All cars with Solenoid starters	1 lb.		
	J 2730—Valve Lifter Lock Ring Installer CAD—1948-50 All Models.	1 lb.		
	J 2731—Cylinder Head Stud Tap (Rolled Type) PACK—1948 late models only. All 1949-50.	1 3/4 lbs.		
	J 2749—Water Pump Bushing Remover Burnisher & Replacer Set HUD—1936-47 All Models.	1 3/4 lbs.		
	J 2776—Timing Gear Cover Oil Seal Remover & Installer Set (Use with J 872-5 Handle) HUD—1933-50 All Models.	6 3/4 lbs.		
	J 2778—Water Pump Holding Fixture HUD—1948-50 All Models.	6 3/4 lbs.		
	J 2779—Main Bearing Packing Compressor HUD—1948-50—6 Cyl.	4 3/4 lbs.		
	J 2782—Engine Lift Bracket HUD—1948-50 All Models.	3 1/4 lbs.		
	J 2789—Piston Pin Remover & Installer HUD—1948-50—6 Cyl.	1 lb.		
	J 2790—Piston Pin Bushing Remover & Replacer HUD—1948-50—6 Cyl. (Use with J 2950 Block)	1 1/2 lbs.		






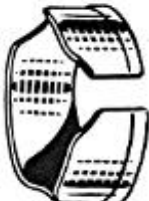


ENGINE — Continued			ON HAND	ORDER
ILLUSTRATION	TOOL NUMBER, DESCRIPTION, MODEL APPLICATION			
	J 2791—Piston Pin Bushing Broach & Burnisher HUD—1948-50—6 Cyl. (Use with J 2950 Block)	2 lbs.		
	J 2793—Water Jacket Plug Installer HUD—1948-50—6 Cyl.	1 3/4 lbs.		
	J 2794—Oil Pump and Distributor Timing Gauge HUD—1948-50—6 Cyl.	1 3/4 lbs.		
	J 2799—Water Pump Adjusting Wrench NASH—1941-48 Series 40.	1 1/2 lb.		
	J 2814—Valve Guide Remover NASH—All Series 40.	1 3/4 lbs.		
	J 2945—Distributor Point Checking Scale STUDE—All Models; CAD—All Models.	1/4 lb.		
	J 2948—Piston Pin Bushing Remover & Replacer HUD—1936-47 All Models, 1948-50—8 Cyl. (Use with J 2951 Block)	1 lb.		
	J 2949—Piston Pin Bushing Burnisher HUD—1936-47 All Models, 1948-50—8 Cyl. (Use with J 2951 Block)	2 1/2 lbs.		
	J 2950—Piston Pin Bushing Burnisher Block HUD—1948-50—6 Cyl. (Use with J 2790 & J 2791 Burnisher)	2 1/2 lbs.		
	J 2951—Piston Pin Bushing Burnisher Block HUD—1936-47 All Models, 1948-50—8 Cyl. (Use with J 2948 & J 2949 Burnisher)	2 1/2 lbs.		
	J 2955—Main Bearing Cap Remover HUD—1935-50 All Models.	2 lbs.		
	J 2959—Oil Pump Drive Gear Puller STUDE—All Champs, M5, M15, M15A, R5, R10, & R15 Trucks.	3/4 lb.		













ENGINE — Continued			ON HAND	ORDER
ILLUSTRATION	TOOL NUMBER, DESCRIPTION, MODEL APPLICATION			
	J 2966—Valve Lifter Tester CAD—1936-48 All Models.	1/2 lb.		
	J 2967—Engine Lifting Attachment CHEV—1949 Pass Cars Trucks.	5 3/4 lbs.		
	J 2969—Cylinder Head & Transmission Installing Pins (2) HUD—1948-50—6 Cyl. Engines, All Model Transmissions.	1/4 lb.		
	J 2999-A—Water Pump Seal Seat Refinisher CAD—1949-50 All Models.	3 1/2 lbs.		
	J 3046—Generator Belt Adjusting Tool CAD—1949-50 All Models.	1/4 lb.		
	J 3048-A—Rear Main Bearing Oil Seal Installer CAD—1949-50 All Models.	4 3/4 lbs.		
	J 3049—Valve Lifter Remover CAD—1949-50 All Models.	1/2 lb.		
	J 3059—Valve Guide Reamer (.345") PACK—1935-50 All Models.	1/4 lb.		
	J 3060—Valve Guide Reamer (.341") (Roughing) OLDS—1934-48 All Series, 1949-50—6 Cyl., 1949-50 —8 Cyl. intake; CHEV—All Pass. Cars & Trucks.	1/2 lb.		
	J 3062—Valve Stem Guide Remover CAD—1936-50 All Models.	3/4 lb.		
	J 3063—Camshaft Bearing Remover & Replacer Set CAD—1949-50 All Models.	15 1/4 lbs.		









ENGINE — Continued			ON HAND	ORDER
ILLUSTRATION	TOOL NUMBER, DESCRIPTION, MODEL APPLICATION			
	J 3064—Cylinder Head Holder & Valve Spring Compressor CAD—1949-50 All Models. OLDS—Rocket Engine (Requires J 3217 Adapter).	9 1/2 lbs.		
	J 3066—Valve Stem Guide Installer CAD—1949-50 All Models.	3 lbs.		
	J 3068—Engine Support Fixture CAD—1949-50 All Models.	15 lbs.		
	J 3073—Valve Guide Counterbore Reamer CAD—1949-50 All Models.	1/4 lb.		
	J 3074—Valve Lifter Tester CAD—1949-50 All Models.	1/4 lb.		
	J 3080—Camshaft & Sprocket Remover CAD—1949-50 All Models.	3 1/2 lbs.		
	J 3176—Hydraulic Valve Tappet Checking Tool PACK—All Models with Hydraulic Valve Lifters.	1 1/4 lbs.		
	J 3210—Connecting Rod Aligner All Makes—All Models. This new aligner will accurately check connecting rods, with bore sizes from 2 3/4" to 3" and up to 14" in length.	30 lbs.		
	J 3211-A—Water Pump Impeller Puller CAD—1949-50 All Models.	1 lb.		
	J 3217—Valve Holder Adapter Plate (Use with J 3064 for OLDS Rocket Heads) OLDS—1949-50 Rocket Engine.	4 lbs.		










ENGINE — Continued		ON HAND	ORDER
ILLUSTRATION	TOOL NUMBER, DESCRIPTION, MODEL APPLICATION		
	J 3224—Connecting Rod Bolt Guide Set CAD—1949-50 All Models.	2 ozs.	
	J 3233-A—Carburetor Tool Set BUICK—All Models.	2 1/4 lbs.	
	J 3249—W/P Shaft Installer and Hub Spacer CAD—1949-50 All Models.	1 1/4 lbs.	
	J 3261—Carburetor Tool Set STUDE—All Models.	2 3/4 lbs.	
	J 3279—Shank and Cutter set (part of w/p seal seat refinisher J 2999-A) CAD—1950 All Series.	1 1/2 lbs.	
	J 3288—Master Carburetor Tool Set BUICK, CAD, CHEV, HUD, NASH, OLDS, PACK, PONT, STUDE—Includes tool application chart for Carter and Stromberg carburetors. Packed in leatherette case—not illustrated.	9 3/4 lbs.	
	J 3360—Asbestos Arm Shields All Makes—All Models.	2 lbs.	
	J 3455—Cylinder Head Guide Stud Set CAD—1949-50 All Models; OLDS—Rocket Engines.	1/4 lb.	

ENGINE — Continued		ON HAND	ORDER
ILLUSTRATION	TOOL NUMBER, DESCRIPTION, MODEL APPLICATION		
	J 3848—Piston Pin Fitting Fixture CAD—1950 All Models.	4 1/2 lbs.	
	J 3955—Distributor Point Setting Tool All Delco Distributors—This Unit provides the most accurate means of checking the Distributor Point Opening of Delco passenger car Distributors.	3/4 lb.	
	J 4139—Fan Belt Adjusting Adapter OLDS—1949-50 "Rocket" Engines.	3/4 lb.	
	J 4159—Cylinder Head Removing Handles CAD—1949-50 All Models.	2 1/2 lbs.	
	J 4170—Generator Belt Adjusting Tool OLDS—1949-50 "Rocket" Engines.	1 lb.	
	J 4172—Distributor Bushing Remover—Replacer and Burnisher NASH—OLDS—STUDE—All Oil Reservoir Type Delco Distributor.	2 lbs.	
	J 4176—Front Cover Oil Seal Remover OLDS—1949-50 "Rocket" Engines.	3/4 lb.	
	J 4177—Front Cover Oil Seal Replacer OLDS—1949-50 "Rocket" Engines.	4 1/4 lbs.	
	J 4182-A—Voltage Regulator and File Set STUDE—1950 Commanders.	1/4 lb.	
	J 4186—Carburetor Float Level Gauge CHEV—1950 for Rochester Products Carburetor.	1 oz.	

ENGINE — Continued			ON HAND	ORDER
ILLUSTRATION	TOOL NUMBER, DESCRIPTION, MODEL APPLICATION			
	J 4266—Cylinder Head Assembly Hooks OLDS—1949-50 "Rocket" Engines.	2 3/4 lbs.		
	J 4274—Hydraulic Valve Lifter Assembly Tool CHEV—All Models with Powerglide Trans.	2 ozs.		
	J 4291—Piston Ring Compressor (3-3/16") BUICK—1950 Super Series	3/4 lb.		
	J 4387—Valve Seat Cutter Set CHEV—1950 235 Cu. In. Engine. (Use with KMO 105-B)	5 lbs.		
	J 4396—Accelerator Pedal Depressor OLDS—1950 All Models.	1/4 lb.		
	J 4460—Piston Ring Compressor (3-9/16") PONT—All 6 Cyl. Models.	3/4 lb.		
	J 4461—Piston Ring Compressor (3-1/4") PONT—1937-49 8 Cyl.	3/4 lb.		
	J 5091—Gas-Per-Mile Gauge (Mileage Tester) (Complete with hoses and Operating Instructions) Includes fittings for: BUICK, CAD, CHEV, CHRY, DODGE, DE SOTO, HUDSON, K.F., NASH, OLDS, PONT, PLYM, PACKARD, STUDE—Champ & Comm.	11 3/4 lbs.		









ENGINE — Continued			ON HAND	ORDER
ILLUSTRATION	TOOL NUMBER, DESCRIPTION, MODEL APPLICATION			
	KMO 105-B—Valve Reseater Set Consists of: KMO 49-7 —Turning Wrench. KMO 49-9 —Pilot Expander. KMO 49-10 —Expanding Pilot (intake). KMO 49-11 —Expanding Pilot (exhaust). KMO 105-1 —Finishing Cutter 30° x 1 3/4" (intake). KMO 105-2 —Finishing Cutter 30° x 1 1/2" (exhaust). KMO 105-3 —Roughing Cutter 80° x 1 1/2" (exhaust). KMO 105-4 —Roughing Cutter 12° x 1 1/2" (exhaust). KMO 105-5 —Roughing Cutter 10° x 1 1/2" (intake). KMO 105-6 —Roughing Cutter 65° x 1 3/4" (intake). KMO 105-7 —Over-cut Reseating Cutter (for intake). Metal Box & Filler. CHEV—1935-49 All Pass. Cars & Trucks.	7 1/2 lbs.		
	KMO 122—Valve Guide Cleaner All Cars—All Models.	1/4 lb.		
	KMO 144—Fuel Pump Tester—Sun All Cars—All Models.	3 lbs.		
	KMO 187-1—Cylinder Head Wrench Attachment (3/4" Box—1/2" Drive) BUICK—1935-50 Series 60—70—80—90, 1941-50 Series 40—50; CHEV—All Pass. Cars & Trucks. (Ex. Center Bolts)	3/4 lb.		
	KMO 187-3—Cylinder Head Wrench Attachment (3/4" Box—1/2" Drive) BUICK—1935-40 Series 40—50.	1 lb.		
	KMO 187-10—Cylinder Head Wrench (wide sweep) (3/4" Box—1/2" Drive) CHEV—All Passenger Car & Truck Center Bolts except 1950 235 Cu. In. Engine.	3/4 lb.		
	KMO 213—Cylinder Compression Tester—Sun All Cars—All Models.	1 3/4 lbs.		
	KMO 230—Distributor Cap Terminal Cleaner All Cars—All Models.	1/4 lb.		











ENGINE — Continued		ON HAND	ORDER
ILLUSTRATION	TOOL NUMBER, DESCRIPTION, MODEL APPLICATION		
	KMO 233-B—Tappet Feeler Gauge (.011" & .013") PONT—All Models.	1/4 lb.	
	KMO 242-A—Connecting Rod Bolt Socket (part of J 1498-A) (Hex Type) CAD—1938-48 All Models.	2 ozs.	
	KMO 267-B—Carburetor Tool Set PONT—All Models.	1 3/4 lbs.	
	KMO 268—Carburetor Tool Set CHEV—All Models except Rochester Carburetors.	1 3/4 lbs.	
	KMO-297—Perfect Circle Piston Ring Expanders KMO 297-A—3 1/4" KMO 297-B—3 3/8" KMO 297-C—3 1/2" KMO 297-D—3 7/16" KMO 297-E—3 3/32" KMO 297-F—3 5/16" KMO 297-G—3 3/16" KMO 297-H—3 9/16" KMO 297-I—3 7/8" KMO 297-J—4 1/8" KMO 297-K—4 3/8" KMO 297-L—3" KMO 297-M—3 3/16" KMO 297-N—3 1/8" KMO 297-O—4 1/16" KMO 297-P—3 3/8" KMO 297-Q—3 3/4" KMO 297-R—3 13/16" 1/2 lb. ea.	1 3/4 lbs.	
	KMO 314—Water Pump Bushing Reamer NASH—1938-48 All Series.	1/4 lb.	
	KMO 318—Engine Timing Light—Sun All Cars—All Models.	3 lbs.	
	KMO 357—Piston Ring Compressor All Cars—All Models. Range—2 1/8" to 5".	1/2 lb.	













ENGINE — Continued		ON HAND	ORDER
ILLUSTRATION	TOOL NUMBER, DESCRIPTION, MODEL APPLICATION		
	KMO 462—Oil Line Cleaning Brush Set (5) All Cars—All Models.	2 lbs.	
	KMO 464—Piston and Valve Rack All Cars—All Models.	11 1/4 lbs.	
	KMO 467—Valve Feeler Gauge (.017"—.018"—.019") BUICK—All Models except Engines with Hydraulic Lifters.	1/2 lb.	
	KMO 484—Valve Spring Lifter HUD—1937-50 All Models.	1 1/2 lbs.	
	KMO 486—Stud Wrench (5/16" to 5/8") All Cars—All Models.	1 lb.	
	KMO 495—Piston Ring File All Cars—All Models.	1 1/2 lbs.	
	KMO 496—Connecting Rod Aligner & Bending Fixture All Cars—All Models. Range—1 1/2"—2 3/8".	25 lbs.	
	KMO 500—Bearing Oil Leak Detector All Cars Except CHEV.	11 1/2 lbs.	
	KMO 505—Battery Terminal Cleaning Brush All Cars—All Models.	1/4 lb.	



Ordered 7/7/50
















ENGINE













ENGINE — Continued		ON HAND	ORDER
ILLUSTRATION	TOOL NUMBER, DESCRIPTION, MODEL APPLICATION		
	KMO 506-A—Voltage Regulator Gauge & File Set All Cars with Delco Voltage Regulators.	3/4 lb.	
	KMO 555—Piston Pin Hone Range 3/8" to 15/16".	1 lb.	
	KMO 555-4—Hone Blades Range 1" to 1-1/16" (Use with KMO 555 Hone) CAD—1949 All Series.	1/2 lb.	
	KMO 584—Piston Ring Compressor (3-3/32") BUICK—1934-50 40—50 Series with U-Flex Rings.	1/4 lb.	
	KMO 585—Piston Ring Compressor (3-7/16") BUICK—1934-50 60—70—80—90 Series with U-Flex Rings.	1/4 lb.	
	KMO 598—Cooling System Leak Detector All Cars—All Models.	1 lb.	
	KMO 607—Valve & Clutch Spring Tester (For springs up to 7" long x 2 1/2" dia.—4 to 400 lbs.) All Cars—All Models. (Use with Tension Wrench)	6 1/2 lbs.	
	KMO 613—Fuel Pump Diaphragm Flexing Tool BUICK—1938-49 All Models; STUDE—All Models with Combination Fuel & Vacuum Pump.	1/2 lb.	













ENGINE — Continued		ON HAND	ORDER
ILLUSTRATION	TOOL NUMBER, DESCRIPTION, MODEL APPLICATION		
	KMO 631—Cylinder Checking Gauge (2 1/2" to 6") All Cars—All Models.	1 3/4 lbs.	
	KMO 638—Cylinder Ridge Cutter Range 2.6" to 4.750". All Cars—All Models.	3 lbs.	
	KMO 641—Valve Key Catcher STUDE—All Models.	2 ozs.	
	KMO 642—Valve Lifter All Cars with "L" Head Engines. CHEV—1950 216 and 235 cu. in. Engines.	6 lbs.	
	KMO 643—Distributor Point Aligning Tool STUDE—All Models.	1/4 lb.	
	KMO 655—Fuel Pump Filter Bowl Nut Wrench BUICK—1938-50 All Models.	3/4 lb.	
	KMO 707—Fuel Pump Rocker Arm Dummy Pin BUICK—All Models; STUDE—All Models with Combination Fuel & Vacuum Pump.	1 oz.	
	KMO 712—Piston Ring Compressor (3 1/4") CAD—1936 Series 60, 1937-40 Series 50, 1940 Series 52; PONT—1950 8 Cyl.	3/4 lb.	
	KMO 713—Piston Ring Compressor (3 1/4") CAD—1936-48 All Models (Except 1936 Series 60).	3/4 lb.	
	KMO 734—Main Bearing Insert Remover HUD—1948-50 6 Cyl.	2 ozs.	





ENGINE — Continued			ON HAND	ORDER
ILLUSTRATION	TOOL NUMBER, DESCRIPTION, MODEL APPLICATION			
	KMO 740—Piston Ring Compressor (3-13/16") CAD—1949-50 All Models.	¾ lb.		
	KMO 754—Piston Pin Hone CAD—1936-49 All Models. OLDS—1949-50 "Rocket" Engines.	1 lb.		
	KMO 913—Cylinder Checking Gauge Range 2 ½" to 6". All Cars—All Models.	 2 ½ lbs.		
	KMO 916—Oil Strainer Installer STUDE—All Commanders & R-16, R-17 Trucks built after Aug. 1949.	¾ lb.		
	KMO 967—Valve Lapper (Air Operated) All Makes—All Models.	 4 lbs.		
	KMO 1000-A—Cylinder Hone Range 2.6" to 5 ½". (Includes set of coarse and finishing stones) All Cars—All Models.	 11 ¾ lbs.		
	KMO 1043-B—Key to Chevrolet Performance CHEV—All Pass. Cars and Trucks.	½ lb.		
	KMO 7004—Carbon Removing Brush (Use with ¼" drill) All Cars—All Models.	 ¼ lb.		
















ENGINE — Continued			ON HAND	ORDER
ILLUSTRATION	TOOL NUMBER, DESCRIPTION, MODEL APPLICATION			
	PR 131—Valve Stem Guide Reamer (.3125") PONT—All Models.	½ lb.		
	T 126-R—Crankshaft Gear Puller CHEV—All Pass. Cars & Trucks.	3 ¼ lbs.		













CONVENTIONAL CLUTCH—Also includes Pilot Bearing & Clutch Pedal Tools		ON HAND	ORDER
ILLUSTRATION	TOOL NUMBER, DESCRIPTION, MODEL APPLICATION		
	J 164—Clutch Shaft Pilot Bearing Remover BUICK—All Models; PONT—1941-50 All Models; OLDS—1934-38 All Series; PACK—1935-47—6 Cyl. & 120 Models—1948—6 Cyl., 1948-50; 8 & Super 8; STUDE—All Models.	3 lbs.	
	J 285—Clutch Aligning Gauge NASH—1938-39 Early 1940—All Series; OLDS—1934-38 All Series.	3½ lbs.	
	J 285-C—Clutch Finger Equalizer Gauge CAD—1937-50 Conventional Clutch.	4 lbs.	
	J 449—Clutch Aligning Arbor HUD—All Models.	2 lbs.	
	J 472—Filler Plug Wrench HUD—1933-50 All Models.	1½ lbs.	
	J 489—Clutch Shaft Pilot Bearing Remover PACK—1940-50 Custom 8.	10 ozs.	
	J 774—Finger Adjusting Gauge HUD—1933-50 All Models.	4¼ lbs.	
	J 857—Clutch Guide Pins (3) BUICK—1934-48 Series 60—70—80—90.	¼ lb.	
	J 877-A—Clutch Pilot Bearing Puller HUD—1936-50 All Models.	1 lb.	
	J 1013—Release Lever Adjusting Fixture BUICK—1934-48 Series 60—70—80—90.	¼ lb.	
	J 1031—Clutch Aligning Arbor CAD—1937-50 Conventional Clutch.	4 lbs.	













CONVENTIONAL CLUTCH—Continued		ON HAND	ORDER
ILLUSTRATION	TOOL NUMBER, DESCRIPTION, MODEL APPLICATION		
	J 1036—Release Lever Adjusting Gauge BUICK—1939-48 Series 60—70—80—90.	2 lbs.	
	J 1039—Cover Spring Assembly Set BUICK—1939-50 Series 40—50.	1½ lbs.	
	J 1048—Finger Setting Gauge OLDS—1939-48 All Series—1949—6 Cyl. 1950—Series 76 Conventional Clutch.	3½ lbs.	
	J 1418-A—Clutch Pilot Bushing Remover NASH—All Series.	3 lbs.	
	J 1421—Synchro Clutch Snap Ring Installer NASH—1939 All Series.	¼ lb.	
	J 1425—Clutch Aligning Tool NASH—1936-37 All Series.	1 lb.	
	J 1435—Clutch Aligning Tool NASH—1938-50 Series 10—20—60—80.	1½ lbs.	
	J 1441—Pedal Shaft Aligning Tool CHEV—1940-48 Pass. Cars & ½ Ton Trucks.	¼ lb.	
	J 1448—Clutch Pilot Bronze Bearing Puller OLDS—All 1939-49, 1950 Series 76 Conventional Clutch; CHEV—All Pass. Cars & Trucks with Bronze Bearings.	¾ lb.	
	J 1507-A—Clutch Adjusting Gauge NASH—1940-50 All Series.	3 lbs.	
	J 1522-A—Clutch Pilot Bearing Driver CHEV—1947-50 Pass. Cars & Trucks with Bronze Bearings.	2¼ lbs.	
	J 1625—Clutch Aligning Tool NASH—1941-50 Series 40.	1½ lbs.	

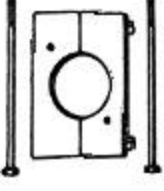











CONVENTIONAL CLUTCH — Continued			ON HAND	ORDER
ILLUSTRATION	TOOL NUMBER, DESCRIPTION, MODEL APPLICATION			
	J 1650—Over-Center Spring Lever Gauge NASH—1941 Series 60—80.	1 1/2 lbs.		
	J 1675—Over-Center Spring Holding Tool NASH—1941 Series 60—80.	1 lb.		
	J 2045—Clutch Aligning Gauge STUDE—All Models.	1 1/4 lbs.		
	J 2124—Throwout Collar Run-Out Indicator PONT—All Synchro Trans.	3/4 lb.		
	J 2157—Clutch Pilot Bearing Replacer STUDE—All Models.	3 lbs.		
	J 2207—Toggle Lever Setting Gauge STUDE—All Models.	3/4 lb.		
	J 2581—Clutch Driven Plate Aligning Arbor PACK—1939-50 All Models.	5 3/4 lbs.		
	J 2584—Clutch Lever Height Gauge NASH—All Series 40.	1/2 oz.		
	J 2619-A—Slide Hammer Assembly (Use with J-4383 for Cadillac)	9 3/4 lbs.		
	J 2956—Over-Center Spring Remover & Installer HUD—1939-50 All Models.	2 1/2 lbs.		
	J 2985—Clutch Pilot Bearing & Retainer Installer CAD—1949-50 All Series.	1 3/4 lbs.		
	J 4383—Clutch Pilot Bearing Puller (Use with J 2619-A Slide Hammer Assy.) CAD—1940-50 All Series.	3/4 lb.		



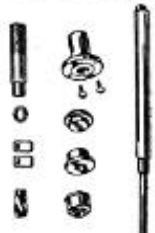








CONVENTIONAL CLUTCH — Continued			ON HAND	ORDER
ILLUSTRATION	TOOL NUMBER, DESCRIPTION, MODEL APPLICATION			
	J 4389—Clutch Finger Setting Gauge OLDS—1950 Synchro-Mesh Trans.	1 1/4 lbs.		
	K 410—Clutch Pilot Bearing Replacer CHEV—1937-46 Pass. Cars & Trucks.	6 1/2 lbs.		
	K 411—Clutch Aligning Tool CHEV—All Pass. Cars & Trucks.	5 lbs.		
	K 445-B—Clutch Pilot Bearing Retainer Puller CHEV—1939-46 Pass. Cars & Trucks.	8 1/4 lbs.		












STANDARD TRANSMISSION—Also includes Flywheel Housing, Universal Joint & Companion Flange Tools			ON HAND	ORDER
ILLUSTRATION	TOOL NUMBER, DESCRIPTION, MODEL APPLICATION			
	J 358-1—Press Plate Holder (Use with Kent-Moore Press Plates)		2 3/4 lbs.	
	J 448-5—Mainshaft Intermediate Gear Retainer Replacer HUD—1933-40 All Models.		1 3/4 lbs.	
	J 466—Countershaft Line Reamer HUD—1933-40 All Models.		1 lb.	
	J 531—Countershaft Assembly Tool OLDS—1934-48 Std. Trans., 1949-50—6 Cyl. Std. Trans.		2 lbs.	
	J 682-A—U-Joint Puller BUICK—1936-50 Series 40—50.		2 1/2 lbs.	
	J 808-A—Flywheel Housing Alignment Tool Set (with 12 Dowels, less Dial Indicator Set) BUICK—All Models.		2 lbs.	
	J 808-B—Flywheel Housing Alignment Tool Set (with 12 Dowels and Dial Indicator Set) BUICK—All Models.		3 1/2 lbs.	
	J 820—U-Joint Companion Flange Puller HUD—1933-50 All Models.		2 lbs.	
	J 851—Transmission Guide Pins (2) BUICK—All Models.		1/4 lb.	
	J 855—U-Joint Replacer BUICK—1936-50 Series 60—70—80—90.		2 lbs.	
	J 859-A—U-Joint Puller BUICK—1936-50 Series 60—70—80—90.		2 1/2 lbs.	












STANDARD TRANSMISSION—Continued			ON HAND	ORDER
ILLUSTRATION	TOOL NUMBER, DESCRIPTION, MODEL APPLICATION			
	J 865—U-Joint Replacer BUICK—1936-50 Series 40—50.		2 lbs.	
	J 881-A—U-Joint Clamp STUDE—All Models; HUD—All Models.		2 lbs.	
	J 932—Synchronizing Ring Retaining Spring Remover & Replacer CHEV—All Pass. Cars & 1/2 & 3/4 Ton Trucks with 3-Speed Trans.		1/4 lb.	
	J 933—Clutch Gear Bearing Retainer Wrench CHEV—All Pass. Cars & 1/2 & 3/4 Ton Trucks with 3-Speed Trans.		1/2 lb.	
	J 934—Transmission Assembly Holding Stand CHEV—All Pass. Cars, 1/2 & 3/4 Ton Trucks with 3-Speed Trans.		8 lbs.	
	J 936—Clutch Gear Bearing Remover Plate (Use with J 358-1 Holder) CHEV—All Pass. Cars, 1/2 & 3/4 Ton Trucks with 3-Speed Trans.		2 lbs.	
	J 937—Clutch Gear & Bearing Puller CHEV—1937-46 Pass. Cars, 1/2 & 3/4 Ton Trucks with 3-Speed Trans.		5 lbs.	
	J 938-A—Mainshaft Remover & Replacer CHEV—All Pass. Cars, 1/2 & 3/4 Ton Trucks with 3-Speed Trans.		5 lbs.	
	J 994—Countershaft Front Bearing Remover & Replacer (Also used as Differential Side Bearing Driver) CHEV—1948-50 1 1/2, 2 Ton Trucks & 1/2, 3/4 & 1 Ton Trucks with 4-Speed Synchro Trans.		7 1/2 lbs.	
	J 1001—Countergear Needle Bearing Loader BUICK—1937-48 Series 60—70—80—90.		1 1/4 lbs.	
	J 1010—Reverse Idler Gear Shaft Remover OLDS—1950 Synchro Mesh Trans.		1/4 lb.	












STANDARD TRANSMISSION — Continued			ON HAND	ORDER
ILLUSTRATION	TOOL NUMBER, DESCRIPTION, MODEL APPLICATION			
	J 1041—Mainshaft Snap Ring Remover BUICK—1939 All Series; OLDS—1939-50 Std. Trans.; PONT—All Synchro Trans.	¾ lb.		
	J 1044—Gear Shift Lever Remover OLDS—1939 Std. Trans.; PONT—All Synchro Trans.	¼ lb.		
	J 1050—Rear Bearing Housing Oil Seal Replacer OLDS—1937-48 Std. Trans.; 1949-50 6 Cyl. Std. Trans.	3 lbs.		
	J 1126—Transmission Guide Pin Set (2) ½" x 13 Tht. OLDS—1937-39 Auto. Trans.; CHEV—All Pass. Cars & Trucks Except Powerglide Models.	½ lb.		
	J 1130—Spline Shaft Snap Ring Remover PONT—All Synchro Trans.	1 lb.		
	J 1130-O—Spline Shaft Snap Ring Remover OLDS—1938-49 Std. Trans. 1950—Series 76.	1 lb.		
	J 1134-H—Mainshaft & Drive Gear Bearing Remover BUICK—1940-50 All Series; HUD—1941-50 All Models.	8 lbs.		
	J 1168—Shifter Shaft Spring & Ball Installer OLDS—1950 Synchro-Mesh Trans.	½ lb.		
	J 1169—Shifter Lever Shaft Cork Seal Installer OLDS—1950 Synchro-Mesh Trans.	1 ½ lb.		
	J 1184—Cluster Gear Countershaft Remover & Installer OLDS—1950 Synchro-Mesh Trans.	1 ½ lb.		
	J 1204-A—Shifter Lever Adjuster CAD—1938-41 All Models.	1 lb.		
	J 1267—Spline Shaft Snap Ring Replacer BUICK—1937-48 Series 60—70—80—90; OLDS—1938-49 Std. Trans.; 1950 Series 76.	1 lb.		













STANDARD TRANSMISSION — Continued			ON HAND	ORDER
ILLUSTRATION	TOOL NUMBER, DESCRIPTION, MODEL APPLICATION			
	J 1298-B—Transmission Front & Rear Bearing Remover STUDE—All Pass. Cars Except Models with Automatic Trans. & M5 & R5 Trucks.	3 ½ lbs.		
	J 1298-NA—Transmission Front Bearing Remover NASH—1941-42 Series 40, 1949-50 Series 60.	3 ½ lbs.		
	J 1308-B—Shift Rod Adjusting Gauge STUDE—All Pass. Cars Except Models with Automatic Trans. & M5, R5 & R10 Trucks.	¾ lb.		
	J 1334—Countershaft Needle Bearing Loader BUICK—1940-50 Series 40—50; PONT—All Synchro Trans.	1 ¼ lb.		
	J 1354—Rear Bearing Oil Seal Installer NASH—1949-50 Hydra-Matic; OLDS—1942-50 Hydra-Matic, 1950 8 Cyl. Std. Trans.; PONT—1948-50 Hydra-Matic.	3 ¾ lbs.		
	J 1375-A—Companion Flange Replacer NASH—1938-40 All Series, 1941-42 Series 80, 1941-50 Series 60.	4 ½ lbs.		
	J 1390—Shift Gear Segment Aligning Pin NASH—1940-49 All Series.	1 oz.		
	J 1409—Transmission Rear Bearing Snap Ring Locating Levers (2) NASH—1938-40 All Series.	½ lb.		
	J 1410—Shift Collar Centering Gauges (2) NASH—1938-40 All Series, 1941-42 Series 80, 1941-48 Series 60.	2 ozs.		
	J 1412—Companion Flange Remover NASH—1938-40 All Series, 1941-42 Series 80, 1941-48 Series 60.	1 ¾ lbs.		
	J 1413-A—Transmission Holding Stand NASH—All Models.	8 lbs.		
	J 1415-A—Countershaft Assembly Tool NASH—1938-48 Series 10—20—60—80.	2 ½ lbs.		












STANDARD TRANSMISSION — Continued			ON HAND	ORDER
ILLUSTRATION	TOOL NUMBER, DESCRIPTION, MODEL APPLICATION			
	J 1434—Transmission Guide Pins (2) NASH—All Models.	1/4 lb.		
	J 1449—Countershaft Needle Bearing Loader OLDS—1939-49 Std. Trans., 1950 Series 76.	1 1/4 lbs.		
	J 1450-B—Rear Bearing Extension Bushing Service Set OLDS—All Std. & Hydra-Matic Except 1950 8 Cyl.	23 lbs.		
	J 1452-5—Vacuum Cylinder Adjusting Bushing CHEV—1940-48 Pass. Cars.	1 1/2 ozs.		
	J 1453—Clutch Gear Bearing Replacer (Use with J 358-1) CHEV—1948-50—All 1 1/2 & 2-Ton Trucks, also 1/2, 3/4 & 1-Ton Trucks with 4-Speed Synchro.	1 lb.		
	J 1488—Rear Bearing Retainer Oil Seal Driver (Also used as Differential Case Bearing Driver) CHEV—1948-50—All 1 1/2 & 2-Ton Trucks, also 1/2, 3/4 & 1-Ton Trucks with 4-Speed Synchro.	7 1/2 lbs.		
	J 1499—Mainshaft Snap Ring Installing Set HUD—1940-47 All Models.	3 1/2 lbs.		
	J 1525—Transmission Pinion Thrust Yoke (Synchronizer Ring Protector) NASH—1941-42 Series 40; STUDE—1939-46 Champ.	2 3/4 lbs.		
	J 1526—Synchronizer Ring Protector STUDE—1940-42 Comm. & Pres.	1 1/4 lbs.		
	J 1542—Shift Collar Centering Gauges (2) NASH—1946-49 Series 40 to K-298081.	1/4 lb.		
	J 1556—Transmission & Rear Axle Oil Seal Installer NASH—1941-42 Series 80, 1941-48 Series 60.	8 1/2 lbs.		











STANDARD TRANSMISSION — Continued			ON HAND	ORDER
ILLUSTRATION	TOOL NUMBER, DESCRIPTION, MODEL APPLICATION			
	J 1568—Overdrive Gear Bushing Remover & Replacer HUD—1941-47 All Models.	2 1/2 lbs.		
	J 1569—Main Drive Gear Oil Seal Replacer HUD—1941-50 All Models.	4 1/2 lbs.		
	J 1570—Mainshaft & Drive Gear Bearing Replacer HUD—1941-50 All Models.	2 1/2 lbs.		
	J 1571-A—Shifter Fork Indexing Tool HUD—1941-47 All Models.	1/4 lb.		
	J 1595—Countershaft Assembly Tool NASH—1938-48 Series 10—20—60—80, 1942 Series 40.	1 1/2 lbs.		
	J 1600-A—Transmission Speedfinder Depressor & Aligner NASH—1941 Series 60—80.	1 1/2 lbs.		
	J 1609—Manual Lever Gauge OLDS—1941-48 Series 60—70—Std. Trans. (Closed Bodies).	1/4 lb.		
	J 1614—Reverse Idler Gear Bushing Remover & Replacer (Also used as Pitman Shaft Bushing Driver) CHEV—1948-50 1 1/2 & 2 Ton, also 1/2, 3/4 and 1 Ton Trucks with 4-Speed Synchro.	2 3/4 lbs.		
	J 1617—Countershaft Assembly Tool CHEV—1941-50 1/2 & 3/4 Ton Trucks with 3-Speed Trans.	3/4 lb.		
	J 1619—Tran. Mainshaft Bearing Puller (Also used as Propeller Shaft Bearing Puller) CHEV—1941-46 3/4 & 1 1/4 Ton Trucks.	7 1/2 lbs.		
	J 1648—Mainshaft Bearing Installer NASH—1941-50 Series 40.	8 lbs.		












STANDARD TRANSMISSION — Continued			ON HAND	ORDER
ILLUSTRATION	TOOL NUMBER, DESCRIPTION, MODEL APPLICATION			
	J 1662—Reverse Idler Gear Bushing Remover & Replacer CHEV—1937-47 1/2, 3/4, 1 & 1 1/2 Ton Trucks with 4-Speed Trans.	2 1/2 lbs.		
	J 1872—Manual Lever Gauge OLDS—1942-48 Series 60—90 Std. Trans. Convertibles.	1/2 lb.		
	J 2035—U-Joint Companion Flange Holding Tool STUDE—All Models.	3 1/2 lbs.		
	J 2038—Transmission Rear Flange Oil Seal Replacer (Use with J 872-5 Handle) STUDE—All Pass. Cars, M5 & R5 Trucks.	1 1/4 lbs.		
	J 2039—Synchronizer Ring Protector STUDE—14A, 15A, 16A, 17A Except Models with Automatic Trans. & M5, R5 & R10 Trucks.	1 1/4 lbs.		
	J 2040—Synchronizer Ring Protector STUDE—6G, 7G, 8G & 9G Except Models with Automatic Trans.	1 1/4 lbs.		
	J 2169—Mainshaft Bearing Remover HUD—1933-40 All Models.	2 3/4 lbs.		
	J 2177—Transmission Assembly Pilot Shaft STUDE—1942-50 Comm and R5 and M5 Trks.	8 lbs.		
	J 2228—Clutch Gear Bearing Remover Plate (Also used as Pinion Inner Bearing Remover) (Use with J 358-1) CHEV—1948-50 1 1/2 & 2 Ton, also 1/2, 3/4 & 1 Ton Trucks with 4-Speed Synchro.	1 lb.		
	J 2494—Flywheel Housing Runout Checking Post CHEV—1937-50 Pass. Cars and Trucks.	1/4 lb.		
	J 2541-A—Transmission Holding Stand All Hydra-Matic Trans.; OLDS—Synchro-Mesh.	15 1/2 lbs.		











STANDARD TRANSMISSION — Continued			ON HAND	ORDER
ILLUSTRATION	TOOL NUMBER, DESCRIPTION, MODEL APPLICATION			
	J 2548—Flywheel Housing Alignment Tool Set (.572") OLDS—All Hydra-Matic & Std. Trans. Except "Rocket" Engines.	5 1/4 lbs.		
	J 2559—Countershaft Assembling Bar PACK—1939-50 All Models.	1 3/4 lbs.		
	J 2563—Second & Direct Speed Clutch Gear Clamp PACK—1939-50 All Models.	1/4 lb.		
	J 2597—Torque Ball Installing Tool BUICK—1940-46 Series 60—70, 1947-50 All Series.	1 lb.		
	J 2623—Extension Housing Oil Seal Remover Collet CAD—1941-49 Std., 1946-50 Hydra-Matic; LINCOLN—1949-50 Hydra-Matic.	1 1/2 lbs.		
	J 2632—Countershaft Assembly Tool NASH—1946-50 Series 40.	1 1/2 lbs.		
	J 2633—Shifter Fork Shaft Seal Replacer NASH—1946-50 Series 40.	1 lb.		
	J 2659—Companion Flange Holding Tool PACK—1942-50 All Models.	3 1/2 lbs.		
	J 2667—Mainshaft & Bearing Assembly Remover & Replacer CHEV—1948-50 1 1/2 & 2 Ton, also 1/2, 3/4 & 1 Ton Trucks with 4-Speed Synchro.	6 1/2 lbs.		
	J 2668—Reverse Idler Gear Bushing Reamer 1.128" CHEV—1948-50 1 1/2 & 2 Ton, also 1/2, 3/4 & 1 Ton Trucks with 4-Speed Synchro.	3 lbs.		
	J 2669—Clutch Gear Remover CHEV—1948-50 1 1/2 & 2 Ton, also 1/2, 3/4 & 1 Ton Trucks with 4-Speed Synchro.	2 1/4 lbs.		










STANDARD TRANSMISSION — Continued			ON HAND	ORDER
ILLUSTRATION	TOOL NUMBER, DESCRIPTION, MODEL APPLICATION			
	J 2670—Clutch Gear Bearing Retaining Nut Spanner Wrench CHEV—1948-50 1½ & 2 Ton, also ½, ¾ & 1 Ton Trucks with 4-Speed Synchro.	2 lbs.		
	J 2671—Third Speed Gear Bushing Installer CHEV—1948-50 1½ & 2 Ton, also ½, ¾ & 1 Ton Trucks with 4-Speed Synchro.	2 ½ lbs.		
	J 2680—Reverse Idler Gear Bushing Staking Tool CHEV—1948-50 1½ & 2 Ton, also ½, ¾ & 1 Ton Trucks with 4-Speed Synchro.	1 lb.		
	J 2726—Extension Housing Oil Seal Remover Collar CAD—1937-40 Std., 1941-42 Hydra-Matic.	1 ½ lbs.		
	J 2808—Transmission Remover & Replacer (Use with Floor Jack) OLDS—1937-50 All Series; PONT—1948-50 Hydra-Matic; NASH—1949-50 Hydra-Matic.	9 lbs.		
	J 2895—Shift Fork Lock Screw Remover BUICK—1935-50 All Series; OLDS—1935-49 Std. Trans., 1950—Series 76; PONT—All Synchro Trans.	¼ lb.		
	J 2969—Cylinder Head & Transmission Aligning Studs HUD—1948-50 6 Cyl. Engines; All Transmissions.	¼ lb.		
	J 2995—Clutch Shaft Bearing & Snap Ring Installer NASH—1941-50 Series 40—60, 1941-42 Series 80.	3 ½ lbs.		
	J 3042—Transmission Thrust Yoke NASH—1949-50 Series 60.	1 lb.		
	J 3185—Transmission Rear Bearing Snap Ring Remover CHEV—1937-50 Pass. Cars & ½ & ¾ Ton Trucks with 3-Speed Trans.	½ lb.		
	J 3227—Overdrive Governor Wrench PACK—1940-50 All Models with Overdrive.	1 ¼ lbs.		
	J 4390—Speedometer Gear Remover & Replacer (clutch gear bearing & mainshaft bearing replacer) (use with J 358-1) OLDS—1950 Synchro Mesh Trans.	1 ¼ lbs.		








STANDARD TRANSMISSION — Continued			ON HAND	ORDER
ILLUSTRATION	TOOL NUMBER, DESCRIPTION, MODEL APPLICATION			
	J 4455—Last Word Dial Indicator (For checking high gear hop-out) CHEV—1950 Standard transmission.	½ lb.		
	K 342—Speedometer Gear Remover Plate (Use with J 358-1 Holder) CHEV—1936-46 1½ Ton Trucks.	1 ½ lbs.		
	K 343—Speedometer Gear Replacer (Use with K 342 Press Plate and J 358-1 Holder) CHEV—1937-46 1½ Ton Trucks.	1 ½ lbs.		
	K 353—Gear Shift Lever Remover & Replacer CHEV—All 1½ & 2 Ton, also ½, ¾ & 1 Ton Trucks with 4-Speed Trans.	1 ½ lbs.		
	K 386—Countershaft Assembly Tool CHEV—All Pass. Cars, ½ & ¾ Ton Trucks (Except gears with needle bearings).	2 lbs.		
	KMO 338—Countershaft Gear Cluster & Idler Gear Bushing Reamer HUD—1941-47 All Models.	2 lbs.		
	KMO 349—Reverse Idler Gear Bushing Reamer CHEV—1937-46 1½ Ton Trucks with 4-Speed Trans.	3 lbs.		
	KMO 369—Governor Switch Spanner Wrench HUD—1942-47 All Models.	1 ½ lbs.		
	KMO 630—Snap Ring Pliers All Cars—All Models.	½ lb.		
	KMO 670—Drivemaster Test Harness HUD—All Drivemaster Units.	1 lb.		
	TR 278-R—Countershaft Rear Bearing Remover (Also used as a Differential Side Bearing Puller) CHEV—1948-50—1½ & 2 Ton, also ½, ¾ & 1 Ton Trucks with 4-Speed Synchro.	5 lbs.		











HYDRA-MATIC TRANSMISSION			ON HAND	ORDER
ILLUSTRATION	TOOL NUMBER, DESCRIPTION, MODEL APPLICATION			
	J 1354—Rear Bearing Retainer Oil Seal Installer NASH—1949-50 Hydra-Matic; OLDS—1942-50 Hydra-Matic & 1950 8 Cyl. Std. Trans.; PONT—1948-50 Hydra-Matic.	3 3/4 lbs.		
	J 1450-B—Rear Bearing Extension Bushing Service Set OLDS—All Std. & Hydra-Matic Except 1950 8 Cyl.	23 lbs.		
	J 1458—Mainshaft Snap Ring Remover (Small) All Cars with Hydra-Matic.	6 ozs.		
	J 1459—Servo Band Adjusting Wrench OLDS—1940-42 Hydra-Matic; CAD—1941-42 Hydra-Matic.	5 ozs.		
	J 1463—Transmission Auxiliary Unit Stand CAD—1941-42 Hydra-Matic; OLDS—1941-42 Hydra-Matic.	5 lbs.		
	J 1464—Speedometer Drive Gear Spacing Gauge OLDS—1940-42 Hydra-Matic; CAD—1941-42 Hydra-Matic.	2 ozs.		
	J 1465—Mainshaft Endplay Dial Indicator Extension Rod All Cars with Hydra-Matic.	5 ozs.		
	J 1468—Carburetor to Bellcrank Gauge OLDS—1940 Hydra-Matic.	1 oz.		
	J 1470—Bellcrank to Cross Shaft Gauge OLDS—1940 Hydra-Matic.	2 ozs.		
	J 1537—Oil Delivery Sleeve Ring Compressor All Cars with Hydra-Matic.	11 ozs.		













HYDRA-MATIC TRANSMISSION—Continued			ON HAND	ORDER
ILLUSTRATION	TOOL NUMBER, DESCRIPTION, MODEL APPLICATION			
	J 1636-B—Transmission Hoist CAD—All Hydra-Matic; LINCOLN—1949-50 Hydra-Matic; PACK—All Models with "Ultra-Matic."	35 lbs.		
	J 1636-SA-5—Transmission Lifting Eye Bolt All Cars with Hydra-Matic Except 1950 Pontiac & Olds; PACK—"Ultra-Matic."	3 1/4 lbs.		
	J 1653—Throttle Linkage Gauge CAD—1941 Hydra-Matic.	1 1/4 lb.		
	J 1654—Reverse Unit Bearing Driver CAD—1941-42 Hydra-Matic.	2 ozs.		
	J 1691—Rear Clutch Hub Retaining Tool OLDS—1940 Hydra-Matic.	3/4 lb.		
	J 1693-A—Front Servo Gauge All Cars with Hydra-Matic.	3/4 lb.		
	J 1776-A—Front Pump Cover Oil Seal Installer OLDS—1940-42 Hydra-Matic; CAD—All Hydra-Matic.	5 1/4 lbs.		
	J 1877—Clutch Hub Spacer OLDS—1942 Hydra-Matic.	14 ozs.		
	J 1942-A—Extension Rear Oil Seal Installer CAD—All Hydra-Matic; LINCOLN—1949-50 Hydra-Matic.	2 lbs.		
	J 2029—Throttle Lever Bending Tool OLDS—All Hydra-Matic; CAD—All Hydra-Matic.	2 1/4 lbs.		
	J 2144—Planet Pinion Service Tool Set OLDS—1940-42 Hydra-Matic.	1 3/4 lbs.		








HYDRA-MATIC TRANSMISSION — Continued			ON HAND	ORDER
ILLUSTRATION	TOOL NUMBER, DESCRIPTION, MODEL APPLICATION			
	J 2170—Front Pump Cover Oil Seal Installer OLDS—1946-50 Hydra-Matic; PONT—1948-50 Hydra-Matic; NASH—1949-50 Hydra-Matic; LINCOLN—1949-50 Hydra-Matic.	4 lbs.		
	J 2173—Front Drum Spacer OLDS—1946-50 Hydra-Matic; PONT—1948-50 Hydra-Matic.	1 lb.		
	J 2174—Rear Clutch Hub Retainer Bracket All Cars with Hydra-Matic.	3/4 lb.		
	J 2175—Planet Pinion Swaging Set OLDS—1946-50 Hydra-Matic.	4 1/2 lbs.		
	J 2182—Transmission Bearing Retainer Remover All Cars with Hydra-Matic.	3/4 lb.		
	J 2183—Governor Flange & Pump Riveting Set All Cars with Hydra-Matic.	1 lb.		
	J 2184-A—Front Pump Holder & Socket Set All Cars with Hydra-Matic.	1 1/4 lbs.		
	J 2187—Front Planet Carrier Assembly Holder PONT—1948-50 Hydra-Matic; CAD—1946-50 Hydra-Matic; LINCOLN—1949-50 Hydra-Matic; NASH—1949-50 Hydra-Matic; OLDS—1946-50 Hydra-Matic.	3 3/4 lbs.		
	J 2190—Planet Assembly Holding Fixture OLDS—1940-50 Hydra-Matic.	5 1/2 lbs.		
	J 2191—Speedometer Drive Gear Spacer OLDS—1946-50 Hydra-Matic; PONT—1948-50 Hydra-Matic; NASH—1949-50 Hydra-Matic.	1/4 lb.		












HYDRA-MATIC TRANSMISSION — Continued			ON HAND	ORDER
ILLUSTRATION	TOOL NUMBER, DESCRIPTION, MODEL APPLICATION			
	J 2195—Throttle Lever Checking Fixture OLDS—1946-50 Hydra-Matic.	1 1/2 lb.		
	J 2540—Pressure Checking Gauge All Cars with Hydra-Matic.	1 1/4 lbs.		
	J 2541-A—Transmission Holding Stand All Cars with Hydra-Matic and Olds Synchro-Mesh.	15 1/2 lbs.		
	J 2544-A—Linkage Adjusting Pins (3) OLDS—1940-48 Hydra-Matic; PONT—1948-50 Hydra-Matic.	1/4 lb.		
	J 2545—Throttle Lever Checking Gauge PONT—1948-50 Hydra-Matic; NASH—1949-50 Hydra-Matic.	1/2 lb.		
	J 2548—Flywheel Housing Alignment Tool Set (.522") OLDS—All Hydra-Matic & Std. Trans. Except "Rocket" Engines.	5 1/4 lbs.		
	J 2549—Torus Cover Hub Checking Fixture OLDS—All Hydra-Matic.	1 1/4 lbs.		
	J 2586—Torus Cover Hub Checking Gauge PONT—1948-50 Hydra-Matic; NASH—1949-50 Hydra-Matic.	1 1/2 lbs.		
	J 2587—Transmission Mainshaft Endplay Guide OLDS—1946-50 All Hydra-Matic; PONT—1948-50 All Hydra-Matic; CAD—1946-50 All Hydra-Matic; NASH—1949-50 Hydra-Matic.	2 1/2 lbs.		












HYDRA-MATIC TRANSMISSION—Continued			ON HAND	ORDER
ILLUSTRATION	TOOL NUMBER, DESCRIPTION, MODEL APPLICATION			
	J 4158—Throttle Linkage Adjusting Pins NASH—1949-50 Hydra-Matic Trans.	2 ozs.		
	J 4164—Hydra-Matic Adapter (Used with Models "27" and "63" Transmission Hoist illustrated on Pages 32 and 33).			
	J 4179—Engine Support Tool NASH—1949-50 Hydra-Matic.	7½ lbs.		
	J 4353—Hydra-Matic Clutch Air Checking Tool Set CAD—All Series with Hydra-Matic Trans.	17¾ lbs.		
	J 5071—Rear Servo Gauge All Cars with Hydra-Matic.	6¼ lbs.		
	KMO 334—Clutch Hub Torus Nut Wrench OLDS—1940 Hydra-Matic; CAD—1941-42 Hydra-Matic.	¼ lb.		
	KMO 630—Snap Ring Pliers All Cars with Hydra-Matic.	1½ lbs.		
		½ lb.		

HYDRA-MATIC TRANSMISSION—Continued			ON HAND	ORDER
ILLUSTRATION	TOOL NUMBER, DESCRIPTION, MODEL APPLICATION			
	J 2623—Extension Housing Oil Seal Remover Collet CAD—1941-50 Standard, 1946-50 Hydra-Matic; LINCOLN—1949-50 Hydra-Matic.	1½ lbs.		
	J 2650—Reverse Gear Backlash Gauge All Cars with Hydra-Matic.	¼ lb.		
	J 2681-A—Servo Band Adjuster All Cars with Hydra-Matic.			
	J 2726—Extension Housing Oil Seal Remover Collet CAD—1937-40 Standard, 1941-42 Hydra-Matic.	2½ lbs.		
	J 2774—Flywheel-Crankshaft Dowel Pin Remover & Replacer Set PONT—1948-50 Hydra-Matic; NASH—1949-50 Hydra-Matic.	1½ lbs.		
	J 2807—Throttle Lever Bending Tool PONT—1948-50 Hydra-Matic.	5¼ lbs.		
	J 2808—Transmission Remover & Replacer (Use with Floor Jack) All Cars with Hydra-Matic.	1½ lbs.		
	J 3065—Throttle Lever Checking Gauge CAD—1941-50 Hydra-Matic.	9 lbs.		
	J 3310—Throttle Lever Bending Tool NASH—1949-50 Hydra-Matic; LINCOLN 1949-50 Hydra-Matic.	14 ozs.		
		1½ lbs.		








DYNAFLOW TRANSMISSION			ON HAND	ORDER
ILLUSTRATION	TOOL NUMBER, DESCRIPTION, MODEL APPLICATION			
	J 2575—Transmission Oil Pressure Gauge BUICK—1948-50 All Series Dynaflo.	1 lb.		
	J 2590—Clutch Spring Compressor BUICK—1948-50 All Series Dynaflo.	6 1/4 lbs.		
	J 2591—Transmission Linkage Hook-Up Finger BUICK—1948-50 All Series Dynaflo.	1/4 lb.		
	J 2592—Primary Stator Assembly Tool BUICK—1948-50 Series 70 Dynaflo.	1 oz.		
	J 2595—Transmission Band Installing Clip BUICK—1948-50 All Series Dynaflo.	3/4 lb.		
	J 2596—Converter Clearance Gauge BUICK—1948-50 Series 70 Dynaflo.	1 1/2 lbs.		
	J 2648—Transmission Feeler Gauge BUICK—1948-50 All Series Dynaflo.	3 ozs.		
	J 2655—Transmission Access Cap Removing Tool BUICK—1948-50 All Series Dynaflo.	6 ozs.		
	J 2657—Transmission Anchor Piston Gauge BUICK—1948-50 All Series Dynaflo.	1/2 oz.		
	J 2996—Dynaflo Planet Carrier Bushing Replacer BUICK—1948-50 All Series Dynaflo.	1 1/2 lbs.		
	J 2997—Dynaflo Rear Bearing Retainer Bushing Remover & Replacer BUICK—1948-50 All Series Dynaflo.	2 1/2 lbs.		
	J 3045—Converter Clearance Gauge BUICK—1949-50 Series 50 Dynaflo.	1 3/4 lbs.		

DYNAFLOW TRANSMISSION—Continued			ON HAND	ORDER
ILLUSTRATION	TOOL NUMBER, DESCRIPTION, MODEL APPLICATION			
	J 3081—Primary Stator Assembly Tool BUICK—1949-50 Series 50 Dynaflo.	1 oz.		
	J 3085—Shift Control Linkage Adjustment Gauge BUICK—1948-50 All Series Dynaflo.	1/4 lb.		
	J 3175—Dynaflo Case Bushing Remover and Replacer BUICK—1948-50 All Series Dynaflo.	10 1/2 lbs.		
	J 3197—Dynaflo Planet Carrier Bushing Remover BUICK—1948-50 All Series Dynaflo.	3/4 lb.		
	J 3961—Dynaflo Adapter for Model "63" Transmission Hoist This unit is used with Model "63" Transmission Hoist when removing or replacing Dynaflo Transmissions. Refer to page 32 for Model "63" illustration.	10 lbs.		
	J 4238—Dynaflo Adapter for Model "27" Transmission Hoist This adapter is used with the Model "27" Floor Jack when removing or replacing Dynaflo Transmissions. Refer to page 33 for Model "27" illustration.	8 1/2 lbs.		
	J 4420—Flywheel Turning and Drain Plug Wrench BUICK—All Dynaflo Transmissions.	1 lb.		

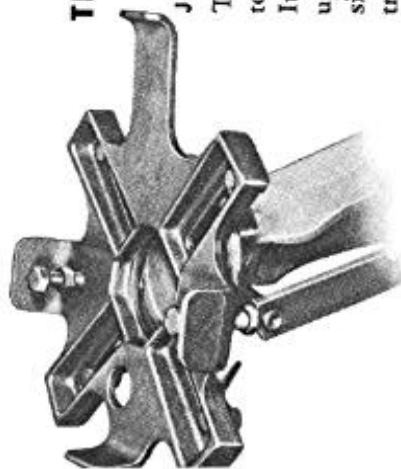
CHEVROLET POWERGLIDE TRANSMISSION			ON HAND	ORDER
ILLUSTRATION	TOOL NUMBER, DESCRIPTION, MODEL APPLICATION			
	J 3361—Transmission Assembly Fixture All Models with Powerglide Trans.	54 3/4 lbs.		
	J 3362—Stator Race Installer All Models with Powerglide Trans.	3/4 lb.		
	J 3364—Clutch Spring Compressor All Models with Powerglide Trans.	3/4 lb.		
	J 3365—Servo Ring Compressor All Models with Powerglide Trans.	1/2 lb.		
	J 3377—Reverse Servo Piston Apply Spring Compressor All Models with Powerglide Trans.	3/4 lb.		
	J 3383—Parking Lock Pawl Spring Remover & Replacer All Models with Powerglide Trans.	3/4 lb.		
	J 3387—Transmission Pilot Stud Set All Models with Powerglide Trans.	1/2 lb.		
	J 4240—Front Pump Seal Driver All Models with Powerglide Trans.	4 1/4 lbs.		
	J 4245—Accumulator Retaining Snap Ring Pliers All Models with Powerglide Trans.	1/4 lb.		
	J 4260-A—Transmission End Clearance Gauge All Models with Powerglide Trans.	2 3/4 lbs.		
	J 4261—Modulator Assembly Tool All Models with Powerglide Trans.	2 oz.		

CHEVROLET POWERGLIDE TRANSMISSION — Continued			ON HAND	ORDER
ILLUSTRATION	TOOL NUMBER, DESCRIPTION, MODEL APPLICATION			
	J 4262—Transmission Lifting Sling All Models with Powerglide Trans.	1/4 lb.		
	J 4263—Front Pump Driver All Models with Powerglide Trans.	9 3/4 lbs.		
	J 4264—Transmission Oil Filler Tube and Funnel All Models with Powerglide Trans.	2 1/4 lbs.		
	J 4268—Transmission Oil Pressure Gauge All Models with Powerglide Trans.	1 1/4 lbs.		
	J 4275—Transmission Rear Bearing Remover All Models with Powerglide Trans.	3 1/2 lbs.		
	J 4276—Transmission Rear Bearing Installer All Models with Powerglide Trans.	5 3/4 lbs.		
	J 4277—Servo Band Adjusting Wrench All Models with Powerglide Trans.	1 1/4 lbs.		
	J 4279—Transmission Hoist All Models with Powerglide Trans.	24 lbs.		
	J 4281—Flywheel Indexing Tool All Models with Powerglide Trans.	3 lbs.		
	J 4375—Turbine Bushing Remover and Replacer Set All Models with Powerglide Trans.	6 1/4 lbs.		
	KMO 410—Snap Ring Pliers All Models with Powerglide Trans.	1/2 lb.		

[illegible]

STUDEBAKER AUTOMATIC TRANSMISSION		ON HAND	ORDER
ILLUSTRATION	TOOL NUMBER, DESCRIPTION, MODEL APPLICATION		
	J 4270—Transmission Pressure Gauge All Models with Automatic Trans.	1 1/2 lbs.	
	J 4283—Spline Alignment Fixture All Models with Automatic Trans.	4 1/2 lbs.	
	J 4284—Transmission Pilot Studs (2) All Models with Automatic Trans.	1/4 lb.	
	J 4285—Brake Band Adjusting Tool All Models with Automatic Trans.	1/4 lb.	
	J 4286—Converter Alignment Flange All Models with Automatic Trans.	14 lbs.	
	J 4287—Studebaker Automatic Transmission Adapter for Models "27" and "63" Transmission Hoists. (Used with Models "27" and "63" Transmission Hoist illustrated on Pages 32 and 33).	16 1/2 lbs.	
	J 4391—Throttle Linkage Adjusting Fixture All Models with Automatic Trans.	1/2 lb.	


Equipment for Handling Automatic Transmissions



TRANSMISSION REMOVER AND REPLACER


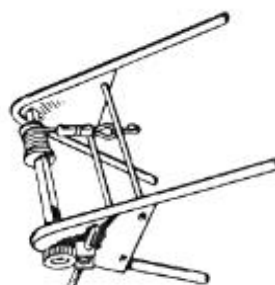
J 2808 — FOR ALL "HYDRA-MATIC" TRANSMISSIONS

This fixture is designed with an adjustable clamp to permit its use with any standard type floor jack. It is equipped with two adjusting screws which fit up against the oil pan and "cradle" the transmission to facilitate its use and take the weight of the transmission off the center of the oil pan.



J 1636-B—FOR CADILLAC "HYDRA-MATIC", LINCOLN "HYDRA-MATIC", AND PACKARD "ULTRA-MATIC"
J 4279—FOR CHEVROLET "POWER-GLIDE" (REQUIRES USE OF J 4262 LIFTING SLING)

These winch-type hoists are designed for removing and replacing automatic transmissions by lowering from inside the car as illustrated at left. They provide safe, practical, convenient means for handling the entire transmission, and are particularly desirable in obtaining exact alignment of the transmission assembly, flywheel, and flywheel cover during the re-installation operation. Cable spool slides on shaft, and worm gear drive permits ease of operation.



TRANSMISSION LIFTING EYE BOLT



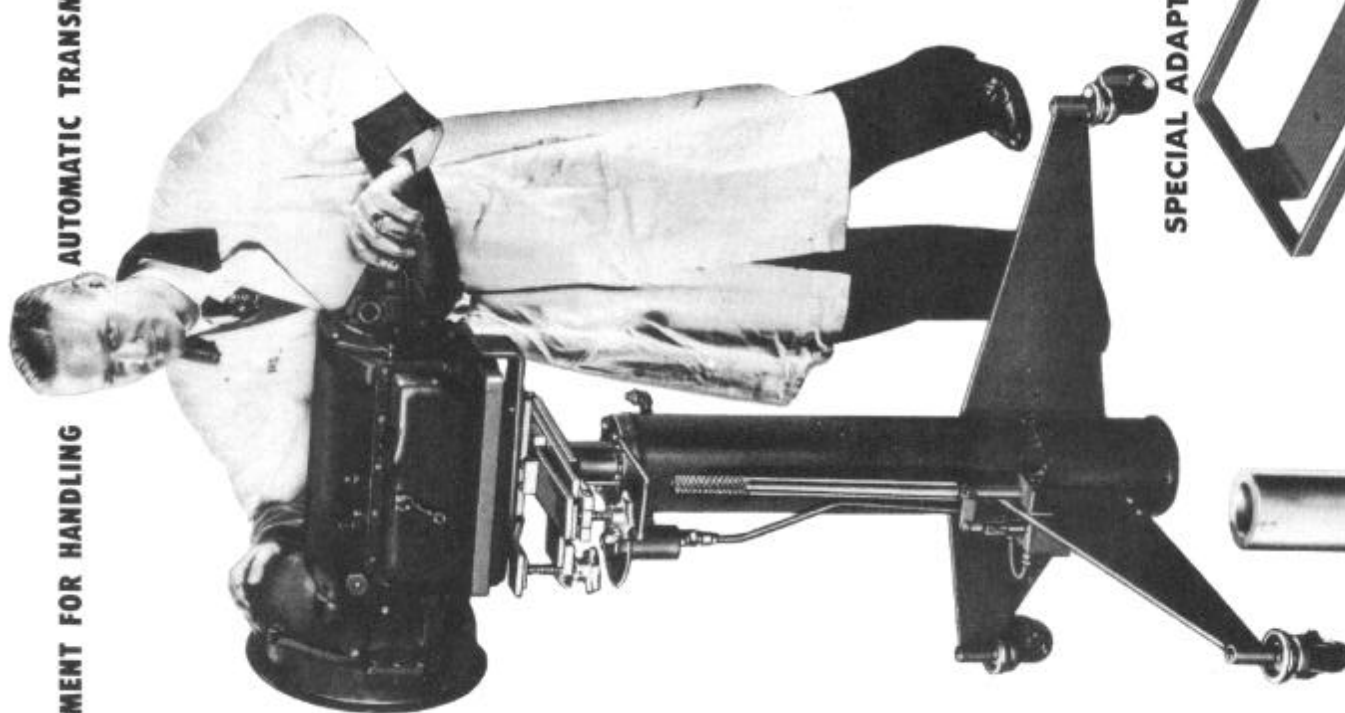
J 1636-SA-5—FOR ALL "HYDRA-MATIC" TRANSMISSIONS

All "Hydra-Matic" transmission cases are drilled and tapped to permit the use of this eye bolt when winch-type hoist is used for lifting transmission.

TRANSMISSION HOISTS

EQUIPMENT FOR HANDLING

AUTOMATIC TRANSMISSIONS



SPECIAL ADAPTERS



J 4164

GM "Hydra-Matic" Adapter



J 3845-56


Height Adapter

MODEL "63" HYDRAULIC HOIST (J 4560)

Use of the Kent-Moore Model "63" Hydraulic Hoist illustrated above greatly facilitates the removal, handling, and replacement of all automatic transmissions. It is designed for use with two-post car lifts and engineered to permit fast, smooth, safe operation *by a single mechanic*. Reduces labor time and costs, improves service, and increases shop efficiency. Built for easy, accurate positioning, it can be quickly rolled to exact position for transmission removal . . . then just as easily used to transport transmission to work bench. Eliminates all dangerous manual lifting and handling. Equipped with special rotating platform that permits lateral adjustments as well as tilting forward, backward and sideways. Platform is engineered to accommodate special adapters shown at right to permit use of Hoist in handling all automatic transmissions.

SPECIFICATIONS: Range—36° to 63° less adapter and tilt platform. Rated Load—850 lbs. Tilt Platform Angular Adjustments—11½° forward, 19° backward, 13° total over center left and right. Tilt Platform Lateral Adjustments—1½" each side of centerline. Shipping Weight—215 lbs. approx.

NOTE: To compensate for variations in Car Hoist rams and pit depths a 4" ram Height Adapter J 3845-56 is available.




MODEL "27" HYDRAULIC HOIST (J 4559)

The Kent-Moore Model "27" Hydraulic Hoist is designed for use with floor jacks, chain falls, etc., wherever two-post car lift facilities are not available. It may be quickly, easily, safely operated by a single mechanic, and eliminates manual

handling and the danger of dropping and damaging the transmission. Equipped with special rotating platform engine for convenient tilting and lateral adjustments. Platform holds special adapters shown at right to permit use of Hoist in handling all automatic transmissions.

SPECIFICATIONS: Range— $4\frac{3}{8}^{\circ}$ to 27° less adapter and tilt platform. Rated Load—500 lbs. Tilt Platform Angular Adjustments— $11\frac{1}{2}^{\circ}$ forward, 19° backward, 13° total over center left and right. Tilt Platform Lateral Adjustments— $1\frac{1}{2}^{\circ}$ each side of centerline. Shipping Weight—245 lbs. approx.



SPECIAL TRANSMISSION-HOIST ADAPTERS

The special adapters shown at right are designed especially to support, cradle, and hold their specified automatic transmissions securely during handling operations. Their use is required to eliminate all possibility of load shifting and danger of damaging pan. Operational view at left shows use of special adapter for "Hydra-Matic" Transmissions.



J 3961

Buick "Dynaflow" Adapter for use with Model "63" Hoist only




J 4238

Buick "Dynaflow" Adapter for use with Model "27" Hoist only



















J 4129









Packard "Ultramatic" Adapter






























J 4287












Studebaker Automatic Adapter













REAR AXLE—Includes Drive Shaft, Rear Universal Joint, Axle Shaft, Rear Wheel Bearing and Hub Tools		ON HAND	ORDER
ILLUSTRATION	TOOL NUMBER, DESCRIPTION, MODEL APPLICATION		
	HM 931—Rear Axle Shaft Puller STUDE—All Models.	10 lbs.	
	J 270-H—Pinion Bearing Cup Replacer HUD—1933-47 All Models.	2 lbs.	
	J 270-SA—Bearing Cup & Oil Seal Replacer Set (For Front & Rear Differential Pinion Bearings, Inner & Outer Wheel Bearings, etc.) STUDE—All Models.	11 1/2 lbs.	
	J 270-7—Axle Bearing & Retainer Replacer (Use with J 872-5 Handle) CHEV—1937-50 1/2 Ton Trucks, 1937-46 3/4 Ton Trucks.	1 1/4 lb.	
	J 352—Rear Axle Shaft Puller HUD—1933-50 All Models.	12 1/2 lbs.	
	J 358-H—Axle & Pinion Shaft Bearing Remover & Replacer Set HUD—1933-47 All Models.	8 lbs.	
	J 358-1—Press Plate Holder Use with Kent-Moore Press Plates.	2 3/4 lbs.	
	J 446—Rear Wheel Hub Puller HUD—1933-35 All Models.	5 lbs.	
	J 446-A—Rear Wheel Hub Puller STUDE—All Champions.	8 1/2 lbs.	
	J 544-A—Tension Checking Scale (Differential Bearing Preload) (Use with J 2933 Comp. Flange Holder) PONT—1947-50 All Models; OLDS—1947-50 All Models; NASH—Use with J 2496.	1/2 lb.	












REAR AXLE—Continued		ON HAND	ORDER
ILLUSTRATION	TOOL NUMBER, DESCRIPTION, MODEL APPLICATION		
	J 554-B—Drum Anvil & Hub Bolt Peening Set CHEV—All Pass. Cars & Trucks. (Includes J 554-3, -4 & -11 Peening Tools)	65 lbs.	
	J 554-3—Hub Bolt Peening Tool (7/16") CHEV—All Pass. Cars & 1/2 Ton Trucks.	1 1/4 lbs.	
	J 554-4—Hub Bolt Peening Tool (9/16") CHEV—1937-46 1 1/2 & 2 Ton Trucks.	1 1/4 lbs.	
	J 554-11—Hub Bolt Peening Tool (5/8") CHEV—1947-50 1 1/2 & 2 Ton Trucks.	1 1/4 lbs.	
	J 589-D—Pinion Adjusting Gauge Set STUDE—All Pass. Cars, M5 & R5 Trucks.	10 lbs.	
	J 596-A—Rear Wheel Hub Puller STUDE—Comm., Pres., M5 & R5 Trucks.	8 1/2 lbs.	
	J 736-A—Rear Wheel Hub Puller HUD—1936-50 All Models.	6 3/4 lbs.	
	J 838—Rear Axle Shaft & Bearing Puller CAD—1938-48 All Models.	12 1/2 lbs.	
	J 870—Rear Axle Wheel Bearing Nut Wrench CHEV—All 1 1/2 and 2 Ton Trucks & 2-Speed Axles.	8 lbs.	












REAR AXLE—Continued			ON HAND	ORDER
ILLUSTRATION	TOOL NUMBER, DESCRIPTION, MODEL APPLICATION			
	J 872-1—Outer Wheel Bearing Race Replacer (Use with J 872-5 Handle) CHEV—All 1½ & 2 Ton Trucks.	2¼ lbs.		
	J 872-3A—Outer Wheel Bearing Race Setting Tool (Use with J 872-5 Handle) CHEV—1937-46 1½ Ton Trucks.	3¾ lbs.		
	J 872-4—Inner Wheel Bearing Race Replacer (Use with J 872-5 Handle) CHEV—All 1½ Ton and 2 Ton Trucks.	3½ lbs.		
	J 872-5—Driver Handle (For all Driver Heads without Handles)	 3 lbs.		
	J 881-A—Universal Joint Assembly Tool HUD—1936-50 All Models.	 2 lbs.		
	J 918-A—Inner Wheel Bearing & Oil Seal Puller CHEV—All 1½ Ton and 2 Ton Trucks.	½ lb.		
	J 939—Front Pinion Bearing Replacer PONT—1937-46 All Models; OLDS—1936-46 All Series.	4 lbs.		
	J 940—Rear Pinion Bearing Replacer PONT—1937-46 All Models; OLDS—1937-46 All Series.	6 lbs.		
	J 941—Differential Side Bearing Replacer PONT—All Models; OLDS—1937-46 All Series.	3 lbs.		
	J 942—Rear Axle Shaft & Bearing Puller PONT—All Models; OLDS—1937-50 All Series.	12 lbs.		
	J 942-1—Rear Axle Shaft & Bearing Puller Adapter CAD—1949-50 All Series (For use with J 2619 Slide Hammer Assembly).	2 lbs.		
	J 943—Rear Axle Grease Retainer Remover STUDE—All Models; HUD—All Models; PONT—All Models; OLDS—1937-50 All Series.	 1 lb.		













REAR AXLE—Continued			ON HAND	ORDER
ILLUSTRATION	TOOL NUMBER, DESCRIPTION, MODEL APPLICATION			
	J 943-B—Axle Shaft Oil Seal Remover PACK—1939-50 All Models.	¾ lb.		
	J 944—Rear Axle Bearing & Oil Seal Replacer PONT—1937-38 All Models; OLDS—1937-50 All Series.	3 lbs.		
	J 947-O—Axle Bearing Remover & Replacer Set OLDS—1934-50 All Series.	21½ lbs.		
	J 947-P—Rear Axle Bearing Removing & Replacing Tool Set PONT—All Models.	27 lbs.		
	J 962—U-Joint Companion Flange Puller PONT—All Models; OLDS—1934-50 All Series.	1¼ lbs.		
	J 968—Propeller Shaft Bushing Replacer (Also Torque Tube Oil Seal Installer 1950 Pass. Cars & ½ Ton Trucks) CHEV—1937-49 Pass. Cars & ½ Ton Trucks.	4 lbs.		
	J 972—Differential Adjusting Wrench PONT—All Models; HUD—All Models; OLDS—1937-50 All Series; CHEV—All Pass. Cars & Trucks.	 ¾ lbs.		
	J 986-S—Differential Side Bearing Puller STUDE—All Pass. Cars, M5 & R5 Trucks.	5 lbs.		
	J 987—Chain Grip Wrench CHEV—All Pass. Cars & Trucks.	1½ lbs.		
	J 994—Differential Side Bearing Replacer (Also used as Trans. Countershaft Front Bearing Remover & Replacer) CHEV—All Pass. Cars & ½ Ton Trucks.	7½ lbs.		
	J 996—Pinion Outer Bearing Remover Plate (Use with J 358-1 Holder) CHEV—All Pass. Cars & ½ Ton Trucks.	1½ lbs.		
	J 1049—Rear Axle Bearing & Oil Seal Replacer PONT—1939-50 All Models; OLDS—1939-50 All Series.	3 lbs.		













REAR AXLE—Continued			ON HAND	ORDER
ILLUSTRATION	TOOL NUMBER, DESCRIPTION, MODEL APPLICATION			
	J 1192-B—Pinion Bearing Spacer BUICK—1946-50 All Series.	½ lb.		
	J 1292-B—Propeller Shaft & Pinion Press BUICK—1946-50 All Series.			
	J 1301—Pinion Bearing Remover Plate (9 Tooth) HUD—1939-47 All Models.	131 lbs. 1½ lbs.		
	J 1312-A—Differential Side Bearing Replacer CHEV—1939-50 Trucks with 2-Speed Axles.	7½ lbs.		
	J 1316—Differential Cross Shaft Bearing Nut Wrench STUDE—M16, R16 & R17 Trucks; CHEV—1939-46 Trucks with 2-Speed Axles.	5¾ lbs.		
	J 1318—Differential Case Bearing Remover CHEV—1939-50 Trucks with 2-Speed Axles.	17½ lbs.		
	J 1321—Pinion Rear Bearing Race Replacer CHEV—1939-46 1½ Ton Trucks with 2-Speed Axles.	6 lbs.		
	J 1322—Pinion Front Bearing Race Replacer CHEV—1939-46 1½ Ton Trucks with 2-Speed Axles.	2¾ lbs.		
	J 1328—Pinion Bearing Remover Plate (Use with J 358-1 Holder) CHEV—1939-46 1½ Ton Trucks with 8 Tooth Pinion)	¾ lb.		
	J 1355-A—Rear Axle Shaft Oil Seal Replacer CAD—1938-48 All Series, 1949-50 Series 86.	10¾ lbs.		













REAR AXLE—Continued			ON HAND	ORDER
ILLUSTRATION	TOOL NUMBER, DESCRIPTION, MODEL APPLICATION			
	J 1357—Differential Pinion Shaft Oil Seal Replacer CAD—1938-50 All Series.	11 lbs.		
	J 1363—Propeller Shaft Bushing & Oil Seal Replacer CHEV—1940-46 1½ Ton Trucks (for front Prop. Shaft on long Wheel Base Models).	4 lbs.		
	J 1364—Pinion Bearing Lock Ring Installer CHEV—1940-49 1½ Ton, All 2 Ton Trucks Except 2 Speed Axles.	2 lbs.		
	J 1365—Differential Bearing Adjusting Nut Wrench BUICK—1934-50 All Series.	¾ lbs.		
	J 1380-1—Hub Puller Flange (only) NASH—(Use with J 1644-A) All Series 80.	13 lbs.		
	J 1380-8—Hub Puller Body Spacer (only) NASH—(Use with J 1644-A) All Series 80.	1½ lbs.		
	J 1411—Rear Axle Pinion Shaft Nut Socket NASH—All Series 10 & 20, 1941-42 Series 80, 1941-48 Series 60.	½ lb.		
	J 1433-1—Rear Wheel Bearing Race Replacer NASH—All Series 60 & 80.	4 lbs.		
	J 1436—Rear Axle Shaft Bearing & Oil Seal Remover BUICK—1934-50 All Series; CHEV—1937-49 Pass. Cars, & ½ Ton Trucks; 1937-46 ¾ Ton Trucks.	7¾ lbs.		
	J 1436-8—Axle Shaft Remover Adapter (Use with J 2654 Slide Hammer) CHEV—1947-50 1½ Ton Trucks.	½ lb.		
	J 1439—Pinion Bearing Remover Plate (Use with J 358-1 Holder) CHEV—1940-50 1½ Ton Trucks with 6 Tooth Pinion.	¾ lbs.		
	J 1440—Pinion Bearing Remover Plate (Use with J 358-1 Holder) CHEV—1940-50 1½ Ton Trucks with 7 Tooth Pinion.	¾ lb.		













REAR AXLE—Continued			ON HAND	ORDER
ILLUSTRATION	TOOL NUMBER, DESCRIPTION, MODEL APPLICATION			
	J 1453—Front Pinion Bearing Remover Plate (Also used to replace Clutch Gear Bearing) CHEV—1940-50 1½ Ton Trucks.	1 lb.		
	J 1488—Differential Side Bearing Replacer (Also used as Trans. Rear Bearing Retainer Oil Seal Driver.) CHEV—1935-50 1½ Ton Trucks (except 2-Speed Axles).	7½ lbs.		
	J 1515—Rear Axle Shaft Lock Washer Remover BUICK—1934-50 All Series.	1½ lbs.		
	J 1535—Pinion Bearing Remover Plate (8 Tooth) HUD—1539-47 All Models.	2 lbs.		
	J 1556—Rear Axle & Transmission Oil Seal Installer NASH—1941-42 Series 80, 1941-48 Series 60.	8½ lbs.		
	J 1613—Pinion Bearing Cup Remover Set STUDE—All Pass. Cars, M5 & R5 Trucks.	11½ lbs.		
	J 1619—Propeller Shaft Bearing Puller (Also used as Trans. Mainshaft Rear Bearing Puller) CHEV—1941-46 ¾ & 1½ Ton Trucks.	7½ lbs.		
	J 1644-B—Rear Wheel Hub Puller NASH—All Series except 80.	11 lbs.		
	J 2027—Rear Axle Shaft Outer Oil Seal Locator STUDE—6G, 7G, 8G & 9G Trucks.	3 lbs.		
	J 2032—Rear Axle Shaft Outer Oil Seal Locator STUDE—14A, 15A, 16A, 17A, M5 & R5 Trucks.	2½ lbs.		













REAR AXLE—Continued			ON HAND	ORDER
ILLUSTRATION	TOOL NUMBER, DESCRIPTION, MODEL APPLICATION			
	J 2037—Rear Axle Pinion Shaft Oil Seal Replacer (Use with J 872-5 Handle) STUDE—6G, 7G, 8G, 9G, 14A, 15A, 16A, 17A, M-5 and R-5 Trucks.	1¾ lbs.		
	J 2046—U-Joint Flange Puller STUDE—6G, 7G, 8G, 9G, 14A, 15A, 16A, 17A, M & R Trucks.	3½ lbs.		
	J 2092—Axle Shaft End Play Tool NASH—1937-50 All Series.	1½ lbs.		
	J 2100—Differential Side Bearing Replacer NASH—1941-50 Series 40.	2¾ lbs.		
	J 2104—Differential Side Bearing Replacer NASH—1939-40 A1 Hypoid, 1941-42 Series 80, 1941-50 Series 60.	2½ lbs.		
	J 2159—Rear Axle Drive Shaft Oil Seal Replacer HUD—1941-50 All Models.	2 ¾ lbs.		
	J 2196-A—Ring Gear Riveting Jig BUICK—1934-49 All Series.	65 lbs.		
	J 2197—Pinion Setting Gauge BUICK—1934-50 All Series.	10 lbs.		
	J 2204-A—Companion Flange & Pinion Bearing Pusher STUDE—1938-50 All Pass. Cars, M5 & R5 Trucks.	2 lbs.		
	J 2221-A—Wheel Hub Seal Replacer CHEV—1947-50 ¾ & 1 Ton Trucks.	5¼ lbs.		













REAR AXLE—Continued			ON HAND	ORDER
ILLUSTRATION	TOOL NUMBER, DESCRIPTION, MODEL APPLICATION			
	J 2222—Wheel Bearing Nut Wrench CHEV—1947-50 ¾ & 1 Ton Trucks.	3¾ lbs.		
	J 2223—Wheel Hub Outer Bearing Race Replacer CHEV—1947-50 ¾ & 1 Ton Trucks.	4¼ lbs.		
	J 2224—Pinion Front Bearing Remover Plate (Use with J 358-1 Holder) CHEV—1947-50 ¾ Ton Trucks with 7 Tooth Pinion.	1¾ lbs.		
	J 2225—Pinion Front Bearing Remover Plate (Use with J 358-1 Holder) CHEV—1947-50 1 Ton Trucks with 7 Tooth Pinion.	1½ lbs.		
	J 2226—Differential Side Bearing Replacer CHEV—1947-50 ¾ & 1 Ton Trucks.	5 lbs.		
	J 2227—Pinion Cage Inner Bearing Race Replacer CHEV—1947-50 2 Ton Trucks with 2-Speed Axles.	4½ lbs.		
	J 2228—Pinion Inner Bearing Remover (Also use as Clutch Bearing Remover—Use with J 358-1 Holder) CHEV—1947-50 2 Ton Trucks with 2-Speed Axles.	1 lb.		
	J 2229—Pinion Straddle Bearing Remover (Use with J 358-1 Holder) CHEV—1947-50 ¾ & 1 Ton Trucks.	1½ lbs.		
	J 2230—Wheel Bearing Outer Race Remover CHEV—1947-50 ¾ & 1 Ton Trucks.	6 lbs.		
	J 2231—Pinion Retainer Oil Seal Replacer CHEV—1947-50 ¾ & 1 Ton Trucks.	4½ lbs.		
	J 2232—Wheel Bearing Inner Race Remover (Use with J 872-5 Handle) CHEV—1947-50 ¾ & 1 Ton Trucks.	1 lb.		
	J 2241-A—Differential Side Bearing Puller BUICK—1934-50 All Series; HUD—1948-50 All Models.	5 lbs.		



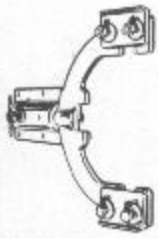








REAR AXLE—Continued			ON HAND	ORDER
ILLUSTRATION	TOOL NUMBER, DESCRIPTION, MODEL APPLICATION			
	J 2242—Differential Side Bearing Replacer BUICK—1934-50 All Series.	3½ lbs.		
	J 2243—Front Propeller Shaft Bushing Replacer CHEV—1946-50 ¾ & 1 Ton Trucks.	7 lbs.		
	J 2244—Pinion Bearing Remover NASH—1941-50 Series 40.	2 lbs.		
	J 2245—Pinion Bearing Remover NASH—1939-40 All Hypoid, 1941-42 Series 80, 1941-50 Series 60.	1 lb.		
	J 2496—Pinion Holding Wrench & Spacer Tool NASH—1939-40 All Hypoid, 1941-42 Series 80, 1941-50 Series 40—60.	2½ lbs.		
	J 2497-A—Differential Side Bearing Remover NASH—All Models.	4¾ lbs.		
	J 2498-A—Axle Shaft & Bearing Remover NASH—All Models.	15 lbs.		
	J 2499—Pinion Setting Gauge NASH—All Series 40—60.	12 lbs.		
	J 2531—Pinion Front Bearing Cup Replacer NASH—1939-40 All Hypoid, 1941-42 Series 80, 1941-50 Series 60.	2½ lbs.		
	J 2532—Pinion Front Bearing Cup Replacer NASH—All Series 40.	2¾ lbs.		
	J 2533—Pinion Rear Bearing Cup Replacer NASH—1939-40 All Hypoid, 1941-42 Series 80, 1941-50 Series 60.	3½ lbs.		
	J 2534—Pinion Rear Bearing Cup Replacer NASH—All Series 40.	3¾ lbs.		



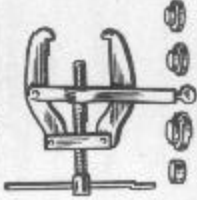

REAR AXLE—Continued			ON HAND	ORDER
ILLUSTRATION	TOOL NUMBER, DESCRIPTION, MODEL APPLICATION			
	J 2539—Axle Shaft Oil Seal Replacer NASH—1938-40 All Series; 1941-42 Series 80, 1941-50 Series 60.	2½ lbs.		
	J 2552—Axle Shaft Puller PACK—1939-50 All Models.	8 lbs.		
	J 2554—Axle Shaft Oil Seal Driver PACK—1939-50 All Models.	3 lbs.		
	J 2560—Axle Shaft End Play Gauge PACK—1939-50 All Models.	1½ lbs.		
	J 2571-A—U-Joint Flange Nut Socket Wrench & Handle PACK—1939-50 All Models.	1¼ lbs.		
	J 2571-B—Differential Pinion Bearing Preload Indicating Wrench & Adapter PACK—1939-50 All Models.	10¼ lbs.		
	J 2574—Pinion Bearing Removing Adapter Plate PACK—1939-50 All Models.	6½ lbs.		
	J 2576—U-Joint Flange Puller PACK—1939-50 All Models.	3¾ lbs.		
	J 2619-A—Slide Hammer Assembly (Part of J 838) (For use with J 942-1, J-2623, J-2726 & J-4383 for Cadillac).	9 lbs.		
	J 2626—Axle Shaft Oil Seal Replacer NASH—1946-50 Series 40.	2½ lbs.		
	J 2637—Companion Flange Holding Tool HUD—1948-50 All Models.	3½ lbs.		
	J 2639—Pinion Front Bearing Cone & Oil Seal Replacer HUD—1948-50 All Models.	3¾ lbs.		












REAR AXLE—Continued			ON HAND	ORDER
ILLUSTRATION	TOOL NUMBER, DESCRIPTION, MODEL APPLICATION			
	J 2640—Pinion Rear Bearing Cone Remover HUD—1948-49 All Models. (Use with J 358-1).	1½ lbs.		
	J 2641—Axle Shaft Bearing Cone Remover HUD—1948-50 All Models.	1½ lbs.		
	J 2643—Pinion Rear Bearing Cone Replacer HUD—1948-50 All Models.	3 lbs.		
	J 2644-A—Pinion Front Bearing Cup Remover HUD—1948-50 All Models.	1 lb.		
	J 2645—Pinion Rear Bearing Cup Remover HUD—1948-50 All Models.	1 lb.		
	J 2646—Differential Bearing Cone Replacer HUD—1948-50 All Models.	3½ lbs.		
	J 2647—Pinion Oil Seal Remover HUD—1948-50 All Models.	2½ lbs.		
	J 2654-A—Slide Hammer Assembly (Use with J 1436-8 & J 1436-9 Adapters for Chev).	6½ lbs.		
	J 2827—Rear Wheel Bearing Lock Nut Clinching Tool STUDE—M15, M15A, M16, R10, R15, R16 & R17 Trucks.	3¾ lbs.		
	J 2933—Companion Flange Holding Tool PONT—1947-50 All Models; OLDS—1947-50 All Series.	3 lbs.		
	J 2934—Pinion Rear Bearing Remover Plates (For use with J 358-1 Holder) PONT—1947-50 All Models; OLDS—1947-50 All Series.	1 lb.		
	J 2935—Pinion Rear Bearing Installing Plate (For use with J 358-1 Holder) PONT—1947-50 All Models; OLDS—1947-50 All Series.	1¼ lbs.		











REAR AXLE—Continued			ON HAND	ORDER
ILLUSTRATION	TOOL NUMBER, DESCRIPTION, MODEL APPLICATION			
	J 2936-A—Pinion Rear Bearing Race Remover (For use with J 2940) PONT—1947-50 All Models; OLDS—1947-50 All Series.	1½ lbs.		
	J 2937—Pinion Rear Bearing Race Installer (Use with J 2940) PONT—1947-50 All Models; OLDS—1947-50 All Series.	1½ lbs.		
	J 2938—Pinion Front Bearing Race Remover (Use with J 2940) PONT—1947-50 All Models; OLDS—1947-50 All Series.	¾ lb.		
	J 2939—Pinion Front Bearing Race Installer (Use with J 2940) PONT—1947-50 All Models; OLDS—1947-50 All Series.	1 lb.		
	J 2940—Pinion Bearing Remover & Installer Handle (Use with J 2936-A, J 2937-38-39) PONT—1947-50 All Models; OLDS—1947-50 All Series.	2½ lbs.		
	J 2943—Pinion Front Bearing Cup Replacer HUD—1948-50 All Models.	1½ lbs.		
	J 2944—Pinion Rear Bearing Cup Replacer HUD—1948-50 All Models.	1½ lbs.		
	J 2971—Companion Flange Nut Socket Wrench HUD—1948-50 All Models.	¾ lb.		
	J 2975—Wheel Bearing Nut Wrench 2½" Hex STUDE—R10 Trucks.	½ lb.		
	J 2983—Propeller Shaft Coupling Remover NASH—1941-50 Series 40.	4½ lbs.		
	J 2984—Companion & Propeller Shaft Flange Remover NASH—1949-50 Series 60.	2¼ lbs.		
	J 2986—Rear Axle Bearing Remover & Replacer CAD—1949-50 All Series	20 lbs.		
















REAR AXLE—Continued			ON HAND	ORDER
ILLUSTRATION	TOOL NUMBER, DESCRIPTION, MODEL APPLICATION			
	J 3067—Rear Hub Oil Seal Replacer CHEV—All 1½ & 2 Ton Trucks with full floating axles.	6¼ lbs.		
	J 3069-A—Rear Axle Shaft Oil Seal Installer. CAD—1949-50 All Series (except 1949-50 Series 86).	5 lbs.		
	J 3230—Rear Pinion Bearing Cup Installer PACK—1942-50 Custom Eight.	2 lbs.		
	J 3231—Rear Pinion Bearing Cup Remover PACK—1942-50 Custom Eight.	¾ lb.		
	J 3232—Differential Side Bearing Adjuster PACK—1942-50 All Models.	¾ lb.		
	J 3234—Rear and Front Pinion Bearing Cup Installer PACK—Rear—6 & 8 1942-47, 8 & Super 8; 1948-50. Front—Custom 8 1942-50.	1¾ lbs.		
	J 3235—Rear and Front Pinion Bearing Cup Remover PACK—Rear—6 & 8 1942-47; 8 & Super 8 1948-50; Front—Custom 8 1948-50.	¾ lb.		
	J 3243—Front Pinion Bearing Cup Installer PACK—1942-47 6 & 8; 8 & Super 8 1948-50.	1½ lbs.		
	J 3244—Pinion Oil Seal Installer PACK—1942-47 6 & 8 Series; 1948-50 8 & Super 8.	3½ lbs.		
	J 3245—Pinion Oil Seal Installer PACK—1942-50 Custom 8.	5¼ lbs.		
	J 3246—Differential Side Bearing Installer PACK—1942-50 Custom 8.	1 lb.		
	J 3248—Differential Side Bearing Installer PACK—1942-47 6 & 8; 1948-50 8 & Super 8.	¾ lb.		













REAR AXLE—Continued			ON HAND	ORDER
ILLUSTRATION	TOOL NUMBER, DESCRIPTION, MODEL APPLICATION			
	J 3250—Differential Side Bearing Puller PACK—1942-50 All Models.	3 1/4 lbs.		
	J 3264—Pinion Yoke Replacer Set CAD—1949-50 All Series.	7 1/4 lbs.		
	J 3289—Differential Carrier Fixture PACK—All Models; OLDS—1934-50 All Series; HUD—All Models; PONT—All Models.	19 1/2 lbs.		
	J 4050—Pinion Shaft Rear Bearing Spacer CHEV—All Pass, Cars & 1/2 Ton Trucks.	1/2 lb.		
	J 4153—Wheel Puller PACK—1942-50 All Models.	11 lbs.		
	J 4174—Universal Joint Bearing Cap Remover CAD—1950 All Models.	1 1/4 lbs.		
	J 4258—Torque Tube Front & Rear Bushing Remover CHEV—All 1950 Pass, Cars & 1/2 Ton Trucks.	5 1/2 lbs.		
	J 4259—Torque Tube Rear Bushing Installer CHEV—All 1950 Pass, Cars & 1/2 Ton Trucks.	8 1/2 lbs.		
	J 4290—Torque Tube Front Bushing Installer CHEV—All 1950 Pass, Cars & 1/2 Ton Trucks.	5 lbs.		
	K 224—Pinion Bearing & Front Wheel Bearing Cup Remover HUD—1933-47 All Models.	1 lb.		
	K 427—Axle Bearing Replacer Head (Use with J 872-S Handle) CHEV—All Pass, Cars.	1 lb.		













REAR AXLE—Continued			ON HAND	ORDER
ILLUSTRATION	TOOL NUMBER, DESCRIPTION, MODEL APPLICATION			
	KMO 475—Axle Threading Die (2 1/4" — 16) CHEV—1940-50 1 1/2 Ton & All 2 Ton Trucks.	2 1/4 lbs.		
	KMO 570—Rear Wheel Bearing Nut Wrench, 2 3/4" Hex STUDE—M15, M16, R15, R16 & R17 Trucks.	1 1/4 lbs.		
	TR 278-R—Differential Side Bearing Puller PACK—1939-50 All Models; PONT—All Models; OLDS—All Series; CHEV—All Pass, Cars & Trucks	5 lbs.		
	U 4-B—Ring Gear & Differential Test Fixture (Use with Dial Indicator) BUTCK—1934-50 All Series.	24 lbs.		













FRONT SUSPENSION—Includes Steering, Suspension Mechanism & Front Wheel Tools			ON HAND	ORDER
ILLUSTRATION	TOOL NUMBER, DESCRIPTION, MODEL APPLICATION			
	HM 592—Spindle Bushing Reamer (.858) (Part of J 1061 Spindle Service Set) OLDS—1934-50 All Series; BUICK—All Series.	2 1/4 lbs.		
	HM 844-C—Steering Ball Stud Remover BUICK—All Models; HUD—1933-47 All Models; PACK—1941 Series 1951, 1942-50 All Models; NASH—1940 Series 10—20—80, 1941-50 Series 60.	3/4 lb.		
	J 452—Steering Wheel Puller PONT—All Models thru 1948; OLDS—1934-48 Std. Trans.	8 lbs.		
	J 479-A—Pivot Pin Remover Set HUD—1933-50 All Models.	1 lb.		
	J 514—Front Wheel Inner Bearing Cup Replacer OLDS—1935-50 All Series.	4 lbs.		
	J 544-A—Steering Wheel Checking Scale All Cars—All Models.	1/2 lb.		
	J 624-H—Steering Arm Ball Stud Screw Press HUD—1940-47 All Models.	4 1/2 lbs.		
	J 709-B—Front Spring Height Gauges (2) NASH—1940 All Series.	1/4 lb.		
	J 710-O—Toe-In Gauge J 710-O Quickly Checks Toe-in or Toe-out on All Cars.	20 lbs.		
	J 720—Caster-Camber Adjusting Wrench NASH—1940 All Series; CHEV—1939-50 Pass. Cars.	1 oz.		
	J 728-A—Hub & Dust Cap Remover & Replacer OLDS—All Series; PACK—All Models; NASH— All Models; HUD—All Models.	3/4 lb.		

FRONT SUSPENSION—Continued			ON HAND	ORDER
ILLUSTRATION	TOOL NUMBER, DESCRIPTION, MODEL APPLICATION			
	J 739-C—Steering Wheel Puller HUD—1933-50 All Models.	7 1/4 lbs.		
	J 751-A—Turning Angle Indicators (2) Turning Angle Indicators Are Used to Check Turning Radius. (Steering Geometry.)	48 lbs.		
	J 762—Pitman Shaft Bushing Driver CHEV—1937-48 Pass. Cars.	3 lbs.		
	J 800-U—Wheel Aligning Gauge This Gauge May be Used to Check Caster, Camber & King Pin Inclination on All Late Model Cars.	2 lbs.		
	J 871-O—Pitman Arm Puller STUDE—All Models; OLDS—1934-48 All Series.	4 lbs.		
	J 924—Turning Angle Indicator STUDE—All Models.	11 ozs.		
	J 960—Front Wheel Outer Bearing Cup Replacer OLDS—1935-50 All Series.	3 lbs.		
	J 990—Pivot Pin Bushing Remover & Replacer HUD—1937-50 All Models.	3 lbs.		
	J 1025—Pitman Arm Puller PONT—All Models; CHEV—1937-50 Pass. Cars & Trucks (except 2 Ton & School Bus); BUICK—1949-50 All Series.	4 lbs.		
	J 1032—Steering Gear Adjusting Wrench BUICK—1937-39 Series 60—80—90; PONT—All Models.	3/4 lb.		

FRONT SUSPENSION — Continued			ON HAND	ORDER
ILLUSTRATION	TOOL NUMBER, DESCRIPTION, MODEL APPLICATION			
	J 1052—Lower Control Arm Spreader PONT—All Models; PACK—1941 Series 1951, 1942-50 All Models; OLDS—1934-50 All Series; HUD—1940-49 All Models.	 3 lbs.		
	J 1061—Spindle Bushing Tool Set BUICK—All Series; OLDS—1943-50 All Series.	13 1/2 lbs.		
	J 1262—Steering Wheel Puller OLDS—1939-50 Hydra-Matic.	3 lbs.		
	J 1270-NA—Steering Wheel Puller NASH—All Series thru 1948.	8 lbs.		
	J 1273—Steering Arm Ball Stud Remover CHEV—1939-48 Pass. Cars.	1/2 lb.		
	J 1277—Lower Steering Knuckle Bushing Installing Set STUDE—1939-42 Comm. & Pres.	3 1/2 lbs.		
	J 1278—Steering Knuckle Needle Bearing Installing Tool STUDE—1939-42 Comm. & Pres.	7 ozs.		
	J 1294-B—Steering Knuckle Bushing & Bearing Remover & Replacer (Part of J 4477) STUDE—All Champ, 15A & 16A Comm.	5 1/4 lbs.		
	J 1324—Steering Knuckle Welsh Plug Hole Reamer PONT—All Models.	1/2 lb.		
	J 1332—Steering Knuckle Bushing Remover & Replacer CHEV—1939-46 COE Trucks.	3 lbs.		
	J 1360—Upper Support Arm & Pivot Gauge HUD—1940-50 All Models.	 1/4 lb.		
	J 1379-A—Steering Arm Remover HUD—1933-50 All Models.	 1 lb.		

FRONT SUSPENSION — Continued			ON HAND	ORDER
ILLUSTRATION	TOOL NUMBER, DESCRIPTION, MODEL APPLICATION			
	J 1374—Pitman Arm Puller HUD—1936-49 All Models.	 2 lbs.		
	J 1376—Pitman Arm Puller NASH—All Models.	3 lbs.		
	J 1376-H—Pitman Arm Puller CHEV—1947-50 2-Ton Trucks, all COE Models & 1 1/2-Ton School Bus.	2 3/4 lbs.		
	J 1377—Caster-Camber Gauge NASH—1936-49 All Series except '41-'42 Series 40.	5 lbs.		
	J 1381—Steering Knuckle Bushing Service Set NASH—1940 Series 10-20, 1941-48 Series 60.	17 lbs.		
	J 1382—Steering Knuckle Bushing Service Set NASH—All Series 80.	17 lbs.		
	J 1384—Steering Knuckle Cap Recess Reamer NASH—1940-42 Series 60-80, All Series 10-20.	1/2 lb.		
	J 1385—Steering Knuckle Cap Recess Reamer NASH—1941-42 Series 40.	1/2 lb.		
	J 1442—Steering Arm Centering & Toe-In Gauge HUD—1940-47 All Models.	 5 lbs.		
	J 1447—Steering Centering Gauge OLDS—1940-50 All Series.	1 1/2 lbs.		
	J 1451—Front Spring Bushing Press CHEV—Pass. Cars with I-Beam Axles.	1 lb.		
	J 1581—Front End Lifting Hooks Only (2) BUICK—All Series (Use J 1622-B).	34 lbs.		

FRONT SUSPENSION — Continued			ON HAND	ORDER
ILLUSTRATION	TOOL NUMBER, DESCRIPTION, MODEL APPLICATION			
	J 1592—Steering Gear Worm Bearing Adjusting Lock Wrench BUICK—1941-50 All Series.	1 lb.		
	J 1593—Steering Gear Worm Bearing Adjusting Wrench BUICK—1941-47 All Series.	2 lbs.		
	J 1594-X—Steering Wheel Puller Adapter (Use with HM 925 Puller—See Engine Section) STUDE—All Models except 17A.	3 lbs.		
	J 1596—Pitman Arm Puller BUICK—1941-48 All Series.	2 lbs.		
	J 1614—Pitman Shaft Bushing Driver (Also used as Trans. Reverse Idler Gear Remover & Replacer). CHEV—1941-50 ½, ¾ & 1½ Ton Trucks except COE & HD Axles.	2 ¾ lbs.		
	J 1615—Pitman Shaft Bushing Driver CHEV—1941-50 COE Trucks.	3 ½ lbs.		
	J 1622-A—Front End Lifting Hooks Only (2) PONT—All Models.	7 lbs.		
	J 1622-B—Front End Lifting Sling and Spreader Only BUICK—All Series (Use with J 1581). PONT—All Models (Use with J 1622-A).	12 lbs.		
	J 1626—Steering Arm Ball Stud Remover NASH—1941-42 Series 40.	¼ lb.		
	J 1631—Caster-Camber Gauge NASH—1941-42 Series 40.	3 lbs.		
	J 1859—Steering Wheel Puller CAD—1938-50 All Models.	2 lbs.		
	J 1861—Drive-Master Power Unit & Cross Shift Rod Gauge HUD—1942-47 All Models.	¼ lb.		

FRONT SUSPENSION — Continued			ON HAND	ORDER
ILLUSTRATION	TOOL NUMBER, DESCRIPTION, MODEL APPLICATION			
	J 1987—Car Lifting Sling Chain & Hooks STUDE—1947-48 Pass. Cars.	14 lbs.		
	J 2031—Steering Knuckle Pin Remover STUDE—After 14A and 6G. All Pass. Cars.	1 ½ lbs.		
	J 2033—Steering Bell Crank Bearing Remover & Replacer STUDE—14A, 15A & 16A.	1 ¾ lbs.		
	J 2043—Steering Knuckle Support Arm Spreader STUDE—6G, 7G, 8G, 14A, 15A & 16A Trucks.	1 ¾ lbs.		
	J 2044—Steering Knuckle Support Arm Spreader STUDE—1941-49 All Pass. Cars.	2 ¾ lbs.		
	J 2126—Lower Control Arm Tool Set (Press Plate—Remover—Aligner—Spacer) BUICK—1940-49 All Series.	16 lbs.		
	J 2162—Pitman Arm Puller CAD—1941-50 All Series.	2 lbs.		
	J 2199—Steering Gear Sector Shaft Oil Seal Protector PONT—All Models; OLDS—All Series.	½ lb.		
	J 2200—Steering Arm Ball Bolt Puller STUDE—All Pass. Cars, M5 & R5 Trucks.	2 ¼ lbs.		
	J 2248—Steering Knuckle Bushing Remover & Replacer CHEV—1947-50 2 Ton Trucks & School Buses, also 1½ Ton Trucks with HD Axles.	2 ¼ lbs.		
	J 2551—Cross Shaft Bushing Replacement Set PACK—1939-50 All Models.	7 ¾ lbs.		
	J 2556—Steering Connecting Rod Centering Gauge PACK—1941 Series 1951, 1942-50 All Models.	1 ¼ lbs.		












FRONT SUSPENSION — Continued			ON HAND	ORDER
ILLUSTRATION	TOOL NUMBER, DESCRIPTION, MODEL APPLICATION			
	J 2557—Steering Wheel Puller PACK—1939-50 All Models.	1 3/4 lbs.		
	J 2564—Steering Knuckle Pin Bushing & Bearing Replacement Set PACK—1939-50 All Models.	5 3/4 lbs.		
	J 2565—Mast Jacket Bearing Remover & Replacer CHEV—1949-50 Pass. Cars, 1947-50 Trucks.	3 lbs.		
	J 2572—Pitman Arm Puller PACK—1939-50 All Models.	2 lbs.		
	J 2625—Lower Control Arm Trunion Centering Gauge NASH—1946-50 Series 40.	3/4 lb.		
	J 2628—Idler Arm Bushing Remover NASH—1946-48 Series 40.	1 lb.		
	J 2629—Idler Arm Bushing Reamer (.744") NASH—1946-48 Series 40.	1 1/2 lbs.		
	J 2781—Tie Rod End Remover HUD—1933-50 All Models.	2 3/4 lbs.		
	J 2792—Mast Jacket Tube Bearing Puller HUD—1948-50 All Models.	2 3/4 lbs.		
	J 2927-A—Steering Wheel Puller CHEV—1941-50 Pass. Cars & Trucks.	3 lbs.		
	J 2952-A—Mast Jacket Tube Bearing Replacer HUD—1948-50 All Models.	2 lbs.		
	J 2953—Steering Arm Centering & Toe-In Gauge HUD—1948-50 All Models.	5 3/4 lbs.		

FRONT SUSPENSION — Continued			ON HAND	ORDER
ILLUSTRATION	TOOL NUMBER, DESCRIPTION, MODEL APPLICATION			
	J 2958—Upper Control Arm Shaft Remover & Replacer CHEV—1949-50 Pass. Cars.	1 lb.		
	J 2963—Tie-Rod Ball Stud Remover CHEV—1949-50 Pass. Cars.	4 lbs.		
	J 2981—Front Suspension Hold-Down Hooks (2) NASH—1949-50 Series 40-60.	1 lb.		
	J 2982—Steering Wheel Puller NASH—1949 Series 40-60.	3/4 lb.		
	J 2998—Caster-Camber Adjusting Wrench PONT—1949-50 All Models.	1 1/2 lb.		
	J 3044—Steering Wheel Puller PONT—1949-50 All Models.	1 1/4 lbs.		
	J 3056—Pitman Shaft Bushing Reamer (1.125") CHEV—1937-46 "Master" Pass. Cars.	3 lbs.		
	J 3057—Steering Knuckle Bushing Reamer (.923") CHEV—1937-50 1 1/2 Ton Trucks except HD & COE Axles.	3 lbs.		
	J 3058—Steering Knuckle Bushing Reamer (.736") CHEV—1937-40 1/2 & 3/4 Ton Trucks except Floating Bushings.	2 lbs.		
	J 3082—Front Wheel Bearing Oil Seal Packing Expander BUICK—1948-50 All Series.	1 1/4 lbs.		
	J 3182—Steering Gear Mainshaft Bearing Cup Replacer CHEV—1949-50 Pass. Cars.	2 1/2 lbs.		
	J 3183—Steering Gear Mainshaft Bearing Cup Remover CHEV—1949-50 Pass. Cars.	2 lbs.		

FRONT SUSPENSION — Continued			ON HAND	ORDER
ILLUSTRATION	TOOL NUMBER, DESCRIPTION, MODEL APPLICATION			
	J 3184—Lower Control Arm Assembly Gauges (2) CHEV—1949 Pass. Cars.	¾ lb.		
	J 3189—Steering Idler & Third Arm Bushing Reamer CHEV—1949-50 Pass. Cars.	1 ¾ lbs.		
	J 3225—Rear Spring Bushing Remover & Replacer STUDE—1949-50 All Champ. & Comm.	1 ½ lbs.		
	J 3274—Steering Wheel Puller BUICK—1936-50 All Models.	2 ¼ lbs.		
	J 3295—Steering Arm Ball Stud Remover CHEV—1949-50 All Pass. Cars & Trucks.	½ lb.		
	J 3957—Upper Control Arm Spreader CAD—1950 All Series; STUDE—Champ. & Comm. 9G & 17A; HUD—1940-50 All Models.	1 ¼ lbs.		
	J 4145—Steering Knuckle Bushing and Brg. Remover & Replacer (Part of J 4477) STUDE—17A Models.	3 ¼ lbs.		
	J 4146—Steering Wheel Puller STUDE—17A Models except those with Automatic Trans.	5 ¾ lbs.		
	J 4147—Steering Bell Crank Bearing Remover & Replacer STUDE—17A Models.	1 ¾ lbs.		
	J 4251—Upper Control Arm Spreader PONT—1950 All Models.	1 ¼ lbs.		
	J 4388—Steering Gear Adjustment Wrench OLDS—1950 All Series.	½ lb.		

















FRONT SUSPENSION — Continued			ON HAND	ORDER
ILLUSTRATION	TOOL NUMBER, DESCRIPTION, MODEL APPLICATION			
	J 4477—Steering Knuckle Bushing and Bearing Service Tool Set STUDE—6G, 7G, 8G, 9G, 14A, 15A, 16A & 17A.	11 lbs.		
	K 224—Front Wheel Bearing Cup & Pinion Brg. Remover BUICK—All Series; PONT—All Models; CHEV—All Pass. Cars & Trucks.	1 lb.		
	K 318—King Pin Bushing Driver (Also used as Steering Idler & Third Arm Bushing Driver on 1949-50 CHEV Pass. Cars) CHEV—1937-46 1 ½ Ton Trucks.	3 lbs.		
	K 463-B—Front Wheel Bearing Cup Insert Set CHEV—1937-46 Pass. Cars & Trucks.	11 lbs.		
	KMO 225-1—Oversize King Pin Bushing Reamer (.010" oversize) CHEV—1937-40 ½ & ¾ Ton Trucks (except Floating Bushings).	2 lbs.		
	KMO 225-2—Oversize Steering Knuckle Bushing Reamer (.010" oversize) CHEV—1937-40 ½ & ¾ Ton Trucks (except Floating Bushings).	5 lbs.		
	KMO 226-1—Oversize King Pin Reamer (.010" oversize) CHEV—1937-50 1 ½ Ton Trucks (except COE & HD Axles).	3 lbs.		
	KMO 226-2—Oversize Steering Knuckle Bushing Reamer (.010" oversize) CHEV—1937-50 1 ½ Ton Trucks (except COE & HD Axles).	7 lbs.		
	KMO 250—Steering Knuckle Bushing Reamer CHEV—All COE Models and Heavy Duty Axles.	2 lbs.		
	KMO 312-1—Oversize King Pin Bushing Reamer (.020" oversize) CHEV—1937-50 1 ½ Ton Trucks (except COE & HD Axles).	2 ½ lbs.		
	KMO 312-2—Oversize Steering Knuckle Bushing Reamer (.020" oversize) CHEV—1937-50 1 ½ Ton Trucks (except COE & HD Axles).	4 lbs.		















Notes












FRONT SUSPENSION—Continued			ON HAND	ORDER
ILLUSTRATION	TOOL NUMBER, DESCRIPTION, MODEL APPLICATION			
	KMO 366—Upper Support Arm Eccentric Bushing Wrench CAD—1950 All Series.	2 lbs.		
	KMO 487—Caster-Camber Adjusting Wrench PACK—1941 Series 1951, 1942-50 All Models.	2 oz.		
	KMO 614—Steering Knuckle Bushing Reamer (.859" Expansion Type) PACK—1939-50 All Models.	3 1/4 lbs.		
	KMO 616—Steering Worm Bearing Lock Nut Adjusting Wrench CAD—1941-50 All Series.	1/2 lb.		
	KMO 654—Steering Knuckle Bushing Reamer CHEV—1947-50 2 Ton Trucks & School Buses, also COE & 1 1/2 Ton Trucks with HD Axles.	6 3/4 lbs.		
	KMO 679—Steering Mast Jacket Bearing Remover & Replacer PONT—All Models; OLDS—All Series; CHEV—1939-48 Pass. Cars & 1/2 Ton Trucks.	1 1/2 lbs.		
	KMO 695—Steering Shaft Worm Bearing Adjuster Bit BUICK—1948-50 All Series; OLDS—1950 All Series.	1 oz.		
	KMO 738—Pitman Arm Nut Wrench HUD—1940-50 All Models.	 3/4 lb.		
	N 330—Steering Knuckle Bushing Driver CHEV—1937-40 Pass. Cars, 1/2 & 3/4 Ton Trucks with I-Beam Axles.	3 lbs.		
	N 353—Mast Jacket Bushing Replacer CHEV—1937-46 1 1/2 Ton Trucks.	4 lbs.		

SPRINGS — SHOCK ABSORBER			ON HAND	ORDER
ILLUSTRATION	TOOL NUMBER, DESCRIPTION, MODEL APPLICATION			
	J 136-A—Rear Spring Front Bushing Remover & Replacer PONT—All Models (with Inlox Bushing); CHEV—All Pass. Cars (with Inlox Bushing).	10 lbs.		
	J 553—Rear Spring Shackle Bushing Remover & Replacer PONT—1939-49 All Models; CHEV—1937-46 Pass. Cars.	3 lbs.		
	J 553-S—Front Spring Eye Bushing Remover & Replacer STUDE—All Champ. & Comm. prior to 1947.	2 3/4 lbs.		
	J 595—Spring Cover Lubricator NASH—All Models except 40 Series & 1949 Series 60; PONT—All Models; STUDE—All Models 1939-47; HUD—All Models; CHEV—All Pass. Cars.	1 lb.		
	J 766—Shock Absorber End Cap Wrench (For Knurled End Plugs) BUICK—OLDS—PONT—CHEV—All Double Acting Units; CAD—All Series.	4 lbs.		
	J 895—Shock Absorber Holding Fixture BUICK—OLDS—PONT—CHEV—All types except Direct Units.	8 1/2 lbs.		
	J 896-A—Shock Absorber Valve Installer BUICK—OLDS—PONT—CHEV—All Double Acting Units.	8 ozs.		
	J 993-2—Shock Absorber Guide Rod Spanner Wrench PONT—Direct Acting Units (except Welded Const.); HUD—All 1936-47 & Heavy Scale Shocks 1948-50.	1 1/2 lbs.		
	J 1436-9—Rear Spring Shackle Pin Remover Adapter (Use with J 2654 Slide Hammer Assembly) CHEV—1940-50 1 1/2 & 2 Ton COE Trucks.	6 ozs.		
	J 1451—Front Spring Hanger Bushing Remover & Replacer CHEV—Pass. Cars with I Beam Axles.	1 lb.		











SPRINGS — SHOCK ABSORBER — Continued			ON HAND	ORDER
ILLUSTRATION	TOOL NUMBER, DESCRIPTION, MODEL APPLICATION			
	J 1611-A—Shock Absorber Filler Adapter OLDS—All Double Acting Units; BUICK—All Double Acting Units.	1 oz.		
	J 2537-A—Spring Unloader Adapters (Use with HM 925 Puller, see Engine Section) STUDE—6G, 7G, 8G, 14A, 15A & 16A Trucks.	5 1/2 lbs.		
	J 2654-A—Slide Hammer Assembly (Use with J 1436-8 & J 1436-9 Adapters for Chev).	6 1/2 lbs.		
	J 4161—Rear Spring Bushing Remover & Replacer PONT—1950 All Models.	2 1/4 lbs.		
	KMO 735—Front Spring Compressors (2) NASH—1941-42 Series 40.	3 lbs.		
	KMO 1026-A—Shock Absorber Fluid Injector All Cars—All Double Acting Units.	1 1/2 lbs.		












BRAKES			ON HAND	ORDER
ILLUSTRATION	TOOL NUMBER, DESCRIPTION, MODEL APPLICATION			
	J 134-A—Brake Pedal Depressor All Cars—All Models.		2 1/4 lbs.	
	J 627—Brake Bleeder Wrench BUICK—1936-50 All Series; NASH—All Models; OLDS—All Series; PACK—All Models; HUD— 1936-50 All Models.		2 ozs.	
	J 628-A—Brake Bleeder Tube BUICK—1936-50 All Series; NASH—All Models; OLDS—All Series; HUD—1936-50 All Models.		2 ozs.	
	J 713—Brake Master Cylinder Filler All Cars—All Models.		5 lbs.	
	J 747—Brake Bleeder Tube CAD—All Series; PACK—1939-48; PONT— All Models; CHEV—All Cars & Trucks.		2 ozs.	
	J 854—Brake Anchor Pin Nut Wrench BUICK—1934-50 All Series.		2 lbs.	
	J 961—Brake Eccentric Anchor Pin Adjuster OLDS—1935-41 All Series; PONT—1935-38 All Models.		3/4 lb.	
	J 1028—Brake Adjusting Wrench PACK—1939-50 All Models; PONT—All Models; HUD—All Models.		1/4 lb.	
	J 1056—Brake Master Cylinder Nut Wrench (1-17/32") BUICK—1936-37—Series 40—60; 1938-39 Series 80—90; PONT—1935-37 All Models; CHEV— 1936-37 Pass. Cars.		2 lbs.	
	J 1058—Brake Master Cylinder Nut Wrench (1 1/4") BUICK—1936-37 Series 80—90; CHEV—1936-39 1 1/2 Ton Trucks.		2 lbs.	
	J 1205—Brake Master Cyl. Nut Wrench (1 3/4") BUICK—1938-39 Series 40—60; OLDS—1938-39 All Series; PONT—1938-49 All Models; CHEV— 1938-46 Pass. Cars.		2 lbs.	







BRAKES—Continued			ON HAND	ORDER
ILLUSTRATION	TOOL NUMBER, DESCRIPTION, MODEL APPLICATION			
	J 1417-A—Brake Feeler Gauge Set (.004"— .008"—.010"—.015") NASH—All Models.		1/4 lb.	
	J 1492—Brake Bleeder Wrench STUDE—All Pass. Cars, M5 & R5 Trucks.		2 ozs.	
	J 1603-A—Brake Shoe Adjuster CAD—All Series; NASH—All Models; OLDS— All Models; BUICK—1936-50 All Series.		3 lbs.	
	J 1681—Brake Anchor Spring Remover NASH—All Models.		3/4 lb.	
	J 1696-SA-1—Brake Shoe Adjusting Fixture STUDE—All Models.		4 1/2 lbs.	
	J 2492—Hi-Torque Brake Wrench (15/16" Hex) STUDE—M15, M15A, M16, R15, R16 Trucks.		1 1/4 lbs.	
	J 2493—Hi-Torque Brake Wrench (5/16" Allen) STUDE—M15, M15A, M16, R15, R16 Trucks.		1/4 lb.	
	J 2795—Brake & Clutch Pedal Rod Remover HUD—1941-50 All Models.		1 3/4 lbs.	
	J 2964—Hi-Torque Brake Wrench (1-1/16" Hex) STUDE—R16 & R17 Trucks.		2 3/4 lbs.	
	J 2965—Hi-Torque Brake Wrench (3/8" Allen) STUDE—R16 & R17 Trucks.		6 ozs.	
	KMO 142—Brake Spring Pliers NASH—All Models; OLDS—All Series; PONT— All Models; BUICK—All Series; HUD—All Models; CHEV—All Pass. Cars & Trucks.		1 lb.	
	KMO 145—Brake Cylinder Clamps (4) All Cars—All Models.		1 lb.	








BODY		ON HAND	ORDER
ILLUSTRATION	TOOL NUMBER, DESCRIPTION, MODEL APPLICATION		
	B 208-A—Phillips Screw Driver (For #4-A Phillips Screws) All Cars—All Models.	1 lb.	
	B 223-A—Door Handle Ferrule Installer PONT—All Thru 1948; BUICK—1934-50 All Series; NASH—All Models; CAD—1937-47 All Series; 1948-49 Series 75; OLDS—All Series Thru 1948; CHEV— 1937-48 Pass. Cars.	1 3/4 lbs.	
	J 1339—Radio Antenna Bracket Spanner Wrench BUICK—1940-50 All Series.	1/2 lb.	
	J 1340—Radio Antenna Control Retainer Nut Wrench BUICK—1940-50 All Closed Models.	1/2 lb.	
	J 1538—Grille Fin Clip Remover & Replacer CAD—1947-49 All Series.	2 lbs.	
	J 1588—Map Light Nut Wrench PACK—1941 Series 1951, 1942-49 All Series; BUICK—1941-49 All Series.	1/2 lb.	
	J 1589—Light Switch Nut Wrench BUICK—1941-50 All Series.	1/2 lb.	
	J 1638-A—Hood Spring Remover & Replacer CAD—1941 All Series, 1942 Series 75 Only, 1948-49 All Series.	9 lbs.	
	J 1643—Windshield Wiper Shaft Lubricator NASH—All Models.	3 ozs.	
	J 1871—Radio Set Mounting Nut Wrench HUD—1937-47 All Models.	1 3/4 lbs.	
	J 2189—Weatherstrip Tool Set CHEV—1941-50 Truck Cab Rear Windows.	1 3/4 lbs.	








[illegible]








BODY — Continued			ON HAND	ORDER
ILLUSTRATION	TOOL NUMBER, DESCRIPTION, MODEL APPLICATION			
	J 2568—Windshield Wiper Switch Nut Wrench PACK—1941 Series 1951, 1942-47 All Series.	2 ozs.		
	J 2569—Windshield Wiper Arm Shaft Nut Wrench PACK—1941 Series 1951, 1942-47 All Series.	1/2 lb.		
	J 2602—Windshield Wiper Switch Nut Wrench PACK—1948-50 All Models; CAD—1948-49 All Series. (Radio Mounting Nut Wrench).	1/2 oz.		
	J 2631-A—Trim Pad Depressor PONT—All Models; PACK—All Models; BUICK—All Series; NASH—All Models; CAD—1937-47 All Series, 1948-49 Series 75; OLDS—All Series; CHEV—All Pass. Cars.	3/4 lb.		
	J 2682—Windshield Wiper Transmission Burr Remover & Replacer BUICK—1949-50 All Series; CAD—1948-50 All except Series 75; OLDS—1948-50 Series 90; HUD—1948-50 All Models.	1/4 lb.		
	J 2767—Weatherstrip Insert Seal Replacer BUICK—1949-50 All Series; CAD—1948-49 All except Series 75; OLDS—1948-50 Series 90.	1/4 lb.		
	J 2769—Outside Door Handle Remover & Replacer CAD—1948 except Series 75; OLDS—1948-49 Series 90.	2 ozs.		
	J 2770—Rear Door Lock Free Wheeling Tool BUICK—1949-50 All Series; CAD—1948-50 except Series 75; OLDS—1948-50 Series 90.	2 ozs.		
	J 2772—Headlining Installer PONT—1949-50 All Series; BUICK—1949-50 All Series; CAD—1948-50 All except Series 75; OLDS—1948-50 Series 90; CHEV—1949-50 Pass. Cars; HUD—1948-50 All Models.	1/4 lb.		
	J 2896—Hood Spring Remover & Replacer NASH—1946-48 All Series.	3/4 lb.		




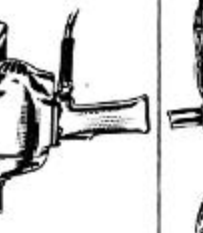

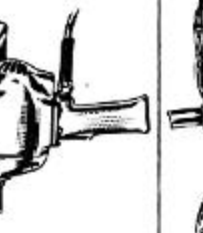






BODY — Continued			ON HAND	ORDER
ILLUSTRATION	TOOL NUMBER, DESCRIPTION, MODEL APPLICATION			
	J 2926—Spotlight Hole Saw CAD—1948-50 All Series. (Use with 1/4" drill)	1/2 lb.		
	J 2991—Windshield Wiper Control Lock Nut Wrench NASH—1949-50 Series 40-60.	6 ozs.		
	J 3041—Fender Weld Milling Tool (Use with 1/4" drill) NASH—1949-50 Series 40-60.	1/2 lb.		
	J 3053—Radio Antenna Control Retainer Nut Wrench BUICK—1942-50 Convertibles.	1/4 lb.		
	J 3075—Hood Hinge Spring Pry Bar PONT—1949-50 All Models.	7 1/2 lbs.		
	J 3181—Hood Spring Remover & Replacer CHEV—1949-50 Pass. Cars.	7 1/2 lbs.		
	J 3190—Door Handle Retaining Screw Wrench BUICK—1949 Series 50 & 70; CAD—1949-50 All OLDS—1949-50 Series 98.	3 1/2 ozs.		
	J 3209—Windshield Wiper Pivot Shaft Nut Wrench NASH—1949-50 All Series.	1/2 lb.		
	J 3286—Hog Ring Pliers For Installing Upholstery & Seat Cover Hog Rings.	1/2 lb.		
	J 3296—Body Cement Gun All Makes—All Models.	3/4 lb.		
	KMO 346—Door Handle Pin Punch NASH—All Models.	2 ozs.		




BODY — Continued			ON HAND	ORDER
ILLUSTRATION	TOOL NUMBER, DESCRIPTION, MODEL APPLICATION			
	KMO 449-A—Clutch Head Screw Driver Set (4) Consists of 4 Clutch Head Screw Drivers, 1 each of the following sizes: $\frac{1}{8}$ "— $\frac{3}{32}$ "— $\frac{1}{4}$ "— $\frac{5}{16}$ ".	1 lb.		
	KMO 601—Door Handle Pliers PONT—All Models; BUICK—All Series; NASH—All Models; CAD—1937-47 All Series, 1948-50 Series 75; OLDS—All Series; CHEV—All Pass. Cars.	2 oz.		
	KMO 623—Hydraulic Window Lift Spring Clip Remover PACK—1948-50 All Models; CAD—1946-50 All Series.	$\frac{1}{2}$ lb.		
	KMO 671—Sheet Metal Cutter (with extra blade) All Cars—All Models.	$1\frac{1}{2}$ lbs.		
	KMO 685—Remote Control Switch Remover (Pair) PACK—1948-50 All Models.	$\frac{1}{2}$ oz.		
	KMO 687—Hydraulic Pressure Gauge (To Check Window & Top Operation) PACK—1948-50 All Models; BUICK—1946-50 Convertibles; OLDS—1946-49 Convertibles; CHEV—1947-50 Convertibles.	11 ozs.		

GENERAL SHOP TOOLS & EQUIPMENT			ON HAND	ORDER
ILLUSTRATION	TOOL NUMBER, DESCRIPTION			
	J 978—Single Lap Tube Flaring Tool (45°) Flares $\frac{3}{16}$ "— $\frac{1}{4}$ "— $\frac{5}{16}$ "— $\frac{3}{8}$ "— $\frac{1}{2}$ " O.D. Tubing.	$1\frac{1}{2}$ lbs.		
	Round Bar Type Torque Wrenches J 1264 (0-200 Ft.-Lbs.) $\frac{1}{2}$ " Sq. Drive J 1313-A (0-150 Ft.-Lbs.) $\frac{1}{2}$ " Sq. Drive. J 1315 (0-25 Ft.-Lbs.) $\frac{3}{8}$ " Sq. Drive.	3 lbs. 2 lbs. 1 lb.		
	J 2185—Double Lap Tube Flaring Tool Set ($\frac{1}{4}$"—45°) (Includes Die Block, Upset Flare Punch & Beading Punch for $\frac{1}{4}$ " Flaring Operations) Additional Die Blocks, Upset Flare and Beading Punches are available for $\frac{3}{16}$ "— $\frac{3}{8}$ " & $\frac{1}{2}$ " Tube Flaring (see Price List for Part Numbers and Prices.)	6 lbs.		
	J 2185-24—Tube Deburring Tool Range $\frac{3}{16}$ " to $\frac{1}{2}$ " O.D. Tubing.	1 lb.		
	J 3838—Crankshaft Micrometer Range— $2\frac{1}{2}$ "— $3\frac{1}{2}$ ".	1 lb.		
	J 3839—Journal Micrometer Range— $1\frac{1}{2}$ "— $2\frac{1}{2}$ ".	$\frac{3}{4}$ lb.		
	J 3888—"Quick-Set" Car Stands (Pair) Capacity—6 tons. Height—Open 24"; Shut 17".	20 lbs.		
	J 3889—"Quick-Set" Car Stands (Pair) Capacity— $1\frac{1}{2}$ tons. Height—Open $18\frac{1}{2}$ "; Shut 12".	17 lbs.		

GENERAL SHOP TOOLS & EQUIPMENT		ON HAND	ORDER
ILLUSTRATION	TOOL NUMBER, DESCRIPTION		
	Sensory Type Torque Wrenches J 4424—(0-25 ft.-lbs.) 1/2" Drive J 4425—(0-50 ft.-lbs.) 1/2" Drive J 4426—(0-100 ft.-lbs.) 1/2" Drive J 4427—(0-150 ft.-lbs.) 1/2" Drive		
	Flat Bar Type Torque Wrenches J 4434—(0-25 ft.-lbs.) 1/2" Drive J 4435—(0-50 ft.-lbs.) 1/2" Drive J 4436—(0-100 ft.-lbs.) 1/2" Drive J 4437—(0-150 ft.-lbs.) 1/2" Drive		
	KMO 3-A—Copper Tube Cutter Range—3/8"—1" O.D. Tubing.	1 lb.	
	KMO 30—Dial Indicator Set Calibrated in 1/1000 in.—Capacity 3/10 in. (Includes 1 each KMO 30-B, F, G & K)	2 lbs.	
	KMO 30-B—Dial Indicator	3/4 lb.	
	KMO 30-F—Dial Indicator	6 ozs.	
	KMO 30-G—Dial Indicator Clamp	10 ozs.	
	KMO 30-K—Dial Indicator Sleeve	5 ozs.	
	KMO 65-B—Screw & Bolt Holder Length—8"	1/4 lb.	
	KMO 436-1—Micrometer (0"—1")	3/4 lb.	
	KMO 436-2—Micrometer (1"—2")	14 ozs.	
	KMO 436-3—Micrometer (2"—3")	1 1/2 lbs.	
	KMO 436-4—Micrometer (3"—4")	2 lbs.	
	KMO 499—Electric Soldering Iron 110 Volt—150 Watt.	1 1/4 lbs.	

GENERAL SHOP TOOLS & EQUIPMENT		ON HAND	ORDER
ILLUSTRATION	TOOL NUMBER, DESCRIPTION		
	KMO 619—Arbor Press—3 Ton Bench Type KMO 619 features a one-piece semi-steel frame, a square ram with large bearing surfaces and a shimmed ram cap to take up wear. SPECIFICATIONS Largest Diameter of Work 14" Capacity Over Table 11" Capacity Over Table Plate 10 1/4" Overall Height of Frame 19" Leverage Ratio 48 to 1 150 lbs.		
	KMO 629—Torque Wrench (0-50 Ft. Lbs.) 1/2" Sq. Drive.	1 lb.	
	KMO 644—Arbor Press—10 Ton Bench Type This press is of welded steel construction with Acme thread screw, removable screw nose, Timken roller bearing, adjustable table and adjustable screw handle. SPECIFICATIONS Largest Diameter of Work 18" Capacity—Table to Ram 11 1/2" Overall Height to Frame 20 1/4" Largest Diameter of Arbor 3" Screw Travel 5" 80 lbs.		
	KMO 652—Torque Wrench (0-50 In. Lbs.) 3/8" Sq. Drive.	1/4 lb.	
	KMO 653—Torque Wrench Adapter (To adapt 3/8" Drive Tension Wrenches to 1/2" Drive).	3 ozs.	
	KMO 667—Torque Wrench (0-150 In. Lbs.) 3/8" Sq. Drive.	1 lb.	
	KMO 692—Torque Wrench Adapter (To adapt 1/2" Drive Tension Wrenches to 3/8" Drive).	2 ozs.	

GENERAL SHOP TOOLS & EQUIPMENT							ON HAND	ORDER
ILLUSTRATION	TOOL NUMBER, DESCRIPTION							
	BENCH VISES							
	Equipment No. (With Swivel)	Width of Jaws	Maximum Opening	Depth of Throat	Shpg. Wgt. (With Swivel)			
	KMO 701	3"	4"	2 1/4"	23 lbs.			
	KMO 702	4"	5 1/4"	2 5/8"	40 lbs.			
	KMO 703	4 1/2"	5 3/4"	2 5/8"	42 lbs.			
	KMO 704	5"	8"	3 3/8"	66 lbs.			
	HEAVY DUTY VISES							
	KMO 705	4"	7"	3"	57 lbs.			
	KMO 706	4 1/2"	8"	3 3/8"	64 lbs.			
	KMO 709-A—6 Ft. Steel Bench—With Drawer							
	KMO 710-A—6 Ft. Steel Bench—Less Drawer							
	Model KMO 709 is equipped with a steel drawer, size 14" x 20" x 5", complete with cylinder lock. Net weight, 160 lbs. Shipped knocked down.							
	Model KMO 710 is less the drawer. Net weight, 140 lbs. Shipped knocked down.							
	Length 72", Width 23 3/4", Bench Height 33 3/8". Finish: Olive Green.							
	KMO 715—Drill (1/4" Electric)							
	Includes 3 jaw Jacobs chuck and key, 3 conductor rubber covered cable and plug.							
	Capacity—1/4" Steel, 1/8" Hardwood.							
	Speed—2100 R.P.M.—No Load. 1100 R.P.M.—Full Load.							
	Voltage—110 v. A.C.-D.C. 25-60 cycle.						3 3/4 lbs.	
	KMO 716—Drill (1/2" Electric)							
	Includes 3 jaw Jacobs chuck and key, 3 conductor rubber covered cable and plug.							
	Capacity—1/2" Steel, 1" Hardwood.							
	Speed 500 R.P.M.—No Load. 350 R.P.M.—Full Load.							
	Voltage—110 v. A.C.-D.C. 25-60 cycle.						9 lbs.	
	KMO 717—Drill (3/8" Electric)							
	Includes 3 jaw Jacobs chuck and key, 3 conductor rubber covered cable and plug.							
	Capacity—3/8" Steel, 1 1/4" Hardwood.							
	Speed 500 R.P.M.—No Load. 300 R.P.M.—Full Load.							
	Voltage—110 v. A.C.-D.C. 25-60 cycle.						13 lbs.	

GENERAL SHOP TOOLS & EQUIPMENT			ON HAND	ORDER
ILLUSTRATION	TOOL NUMBER, DESCRIPTION			
		KMO 718—Bench Grinder (6") KMO 718 is a heavy duty bench grinder featuring many new developments which facilitate quicker starting, continuous operation under heavy loads and longer service life. 1/3 H.P.—110 volts—50/60 cycle, single phase. Two 6" x 3/4" wheels furnished—one coarse, one fine abrasive. Spindle dia. 1/2".		
		KMO 720—Copper Hammer 60 lbs.		
		N 383—Brass Drift (10" x 3/4") 2 1/4 lbs.		
		1 1/2 lbs.		
				

ENGINE			STUDEBAKER PONTIAC PACKARD OLDSMOBILE NASH HUDSON CHEVROLET CADILLAC BUICK									
			DESCRIPTION	TOOL No.	PAGE							
			Accelerator Pedal Depressor	J 4396	14							
			Asbestos Arm Shields	J 3360	13	X	X	X	X	X	X	X
			Battery Terminal Cleaning Brush	KMO 505	15	X	X	X	X	X	X	X
			Bearing Oil Leak Detector	KMO 500	15	X	X	X	X	X	X	X
			Camshaft Bearing Remover and Replacer Set	J 2036	9							
			Camshaft Bearing Remover and Replacer Set	J 2250	10		X					
			Camshaft Bearing Remover and Replacer Set	J 3063	12		X					
			Camshaft Gear Remover and Replacer	J 971	7			X				
			Camshaft and Sprocket Remover	J 3080	12		X					
			Cam Gear Puller	HM 865	5							
			Carbon Removing Brush	KMO 7004	17	X	X	X	X	X	X	X
			Carburetor and Fuel Pump Holding Fixture	J 1144-A	8	X	X	X	X	X	X	X
			Carburetor Fast Idle and Unloader Bending Iron	J 1137	8							
			Carburetor Float Level Gauge	J 4186	13							
			Carburetor Pump Stroke Gauge	J 1475	8							
			Carburetor Tool Set (Master)	J 3288	13	X	X	X	X	X	X	X
			Carburetor Tool Set	J 505-G	6							
			Carburetor Tool Set	J 505-NC	6							
			Carburetor Tool Set	J 819-F	6							
			Carburetor Tool Set	J 1577-G	9							
			Carburetor Tool Set	J 2573-A	10							
			Carburetor Tool Set	J 3233-A	13	X						
			Carburetor Tool Set	J 3261	13							
			Carburetor Tool Set	KMO 267-B	15							
			Carburetor Tool Set	KMO 268	15							
			Coil Top Remover	J 726	6	X	X	X	X	X	X	X
			Connecting Rod Aligner	J 3210	12	X	X	X	X	X	X	X
			Connecting Rod Aligner and Bending Fixture	KMO 496	15	X	X	X	X	X	X	X
			Connecting Rod Bending Iron	HM 3-R	5	X	X	X	X	X	X	X
			Connecting Rod Bolt Guide Set	J 3224	13							
			Connecting Rod Bolt Socket Set	J 1498-A	8	X	X	X	X	X	X	X
			Connecting Rod Bolt Socket (part of J 1498-A) Hex type	KMO 242A	15	X						
			Connecting Rod Bushing Burnisher	J 516	6							
			Connecting Rod Bushing Burnisher Block	J 526	6							
			Connecting Rod Bushing Remover	J 540-1	6							
			Connecting Rod Bushing Replacer	J 540-2	6							
			Connecting Rod Bushing Remover and Replacer	J 1427	8							

ENGINE			STUDEBAKER PONTIAC PACKARD OLDSMOBILE NASH HUDSON CHEVROLET CADILLAC BUICK									
			DESCRIPTION	TOOL No.	PAGE							
			Connecting Rod Socket (Part of J 1498-A) (Slotted Type)	J 2155	10	X						
			Cooling System Leak Detector	KMO 598	16	X	X	X	X	X	X	X
			Cooling Test Cap	J 1404	8							
			Crankshaft and Cam Gear Replacer	HM 861-Y	5							
			Crankshaft Gear Puller	J 471	5							
			Crankshaft Gear Puller	T 126-R	17		X					
			Crankshaft Gear and Vibration Damper Replacer	J 483-A	6							
			Cylinder Block Air Gun	J 1543-A	9		X					
			Cylinder Checking Gauge (2½" to 6")	KMO 631	16	X	X	X	X	X	X	X
			Cylinder Checking Gauge (2½" to 6")	KMO 913	17	X	X	X	X	X	X	X
			Cylinder Compression Tester—Sun	KMO 213	14	X	X	X	X	X	X	X
			Cylinder Head and Transmission	J 2969	12, 24							
			Installing Pins (2)	J 4266	14							
			Cylinder Head Assembly Hooks	J 1336	8	X						
			Cylinder Head Assembly Pins (2)	J 3455	13							
			Cylinder Head Guide Stud Set	J 1656-CA	9		X					
			Cylinder Head Holder and Valve Spring Compressor	J 2163	10	X						
			Cylinder Head Holding Fixture and Valve Spring Compressor	J 2653	10							
			Cylinder Head Holder and Valve Spring Compressor	J 3064	12		X					
			Cylinder Head Removing Handles	J 4159	13		X					
			Cylinder Head Stud Tap (Rolled Type)	J 2731	11							
			Cylinder Head Stud Nut Wrench	J 2672	11							
			Cylinder Head Wrench Attachment (¾" Box-½" Drive)	KMO 187-1	14	X						
			Cylinder Head Wrench Attachment (¾" Box-½" Drive)	KMO 187-3	14	X						
			Cylinder Head Wrench (wide sweep)	KMO 187-10	14							
			Cylinder Head Wrench (¾" Box-½" Drive)	KMO 1000-A	17	X	X	X	X	X	X	X
			Cylinder Hone (Range 2.6" to 5½")	KMO 638	16	X	X	X	X	X	X	X
			Cylinder Ridge Cutter (Range 2.6" to 4¾")	KMO 230	14	X	X	X	X	X	X	X
			Distributor Cap Terminal Cleaner	J 4172	13							
			Distributor Bushing Rem. and Rep. and Burnisher	KMO 643	16							
			Distributor Point Aligning Tool	J 2945	11							
			Distributor Point Checking Scale	J 1856	9							
			Distributor Point Feeler Gauge (.017" and .020")	J 1428	8	X	X	X	X	X	X	X
			Distributor Point Setting Light									

ENGINE	DESCRIPTION	TOOL No.	PAGE	STUDEBAKER						
				PONTIAC	PACKARD	OLDSMOBILE	NASH	HUDSON	CHEVROLET	CADILLAC
	Oil Pump Drive Gear Puller	J 2959	11							
	Oil Strainer Installer	KMO 916	17							
	Piston and Valve Rack	KMO 464	15							
	Piston Fitting Feeler and Scale (.002" and .0015")	HM 593-A	5							
	Piston Fitting Feeler and Scale (.002" and .0025")	HM-593-N	5							
	Piston Fitting Feeler and Scale (.002"-.003")	J 336-A	5							
	Piston Feeler and Scale (.0015"-.002"-.003")	J 888	7							
	Piston Pin Assembly Pilot	J 2561	10							
	Piston Pin Assembly Tool	J 1293-C	8							
	Piston Pin Bushing Broach and Burnisher	J 2791	11							
	Piston Pin Bushing Burnisher	J 2949	11							
	Piston Pin Bushing Burnisher Block	J 2950	11							
	Piston Pin Bushing Burnisher Block	J 2951	11							
	Piston Pin Bushing Driver and Burnisher Set	J 1604	9							
	Piston Pin Bushing Reamer (.855")	HM 586	5							
	Piston Pin Bushing Reamer (.855")	J 874-9	7							
	Piston Pin Bushing Reamer (.750")	J 874-16	7							
	Piston Pin Bushing Reamer (.812")	J 874-17	7							
	Piston Pin Bushing Reamer (.875")	J 874-18	7							
	Piston Pin Bushing Reamer (.936")	J 874-19	7							
	Piston Pin Bushing Reamer (.865")	J 965-3	7							
	Piston Pin Remover and Installer	J 742	6							
	Piston Pin Bushing Remover and Replacer (.840")	J 1674	9							
	Piston Pin Remover and Installer	J 2789	11							
	Piston Pin Bushing Remover and Replacer	J 2790	11							
	Piston Pin Bushing Remover and Replacer	J 2948	11							
	Piston Pin Bushing Remover and Replacer Support Block	J 1649	9							
	Piston Pin Bushing Replacement Set	J 2555	10							
	Piston Pin Fitting Fixture	J 3848	13							
	Piston Pin Hone	KMO 555	16							
	Piston Pin Hone	KMO 754	17							
	Piston Pin Hone Blades Range 1" to 1-1/16"	KMO 555-4	16							
	Piston Reaming Fixture	J 965-A	7							
	Piston Ring Compressor (3-3/16")	J 4291	14							
	Piston Ring Compressor (3-9/16")	J 4460	14							
	Piston Ring Compressor (3-1/4")	J 4461	14							

ENGINE	DESCRIPTION	TOOL No.	PAGE	STUDEBAKER						
				PONTIAC	PACKARD	OLDSMOBILE	NASH	HUDSON	CHEVROLET	CADILLAC
	Distributor Point Setting Tool	J 3955	13							
	Distributor Rotor Puller	J 744	6							
	Engine Jacks (2)	J 1580	9							
	Engine Lift Bracket	J 2782	11							
	Engine Lifting Attachment	J 2967	12							
	Engine Lifting Eye Bolt (14mm thread)	J 232-A	5							
	Engine Lifting Eye Bolts (1/2" x 13 Thread) (Pair)	J 1944	9							
	Engine Lifting Eye Bolts (7/16" x 14 Thread) (Pair)	J 1946	9							
	Engine Support Fixture	J 3068	12							
	Engine Timing Light—Sun	KMO 318	15							
	Fan Belt Adjusting Adapter	J 4139	13							
	Fan Hub Puller	J 679-A	6							
	Flywheel Stud Hole Reamer (.437")	J 183	5							
	Flywheel Turning Tool	J 1786	9							
	Front Cover Oil Seal Remover	J 4176	13							
	Front Cover Oil Seal Replacer	J 4177	13							
	Fuel Pump Tester—Sun	KMO 144	14							
	Fuel Pump Diaphragm Flexing Tool	KMO 613	16							
	Fuel Pump Filter Bowl Nut Wrench	KMO 655	16							
	Fuel Pump Rocker Arm Dummy Pin	KMO 707	16							
	Gas-Per-Mile Gauge (Mileage Tester)	J 5091	14							
	Generator Belt Adjusting Tool	J 3046	12							
	Generator Belt Adjusting Tool	J 4170	13							
	Harmonic Balancer Puller	J 967	7							
	Harmonic Balancer Puller and Replacer	J 1287	8							
	Heat Riser Adapter Depth Gauge	J 941-4	7							
	Hydraulic Valve Lifter Assembly Tools	J 4274	14							
	Hydraulic Valve Tappet Checking Tool	J 3176	12							
	Key to Chevrolet Performance	KMO 1043-B	17							
	Main Bearing Cap Remover	J 2955	11							
	Main Bearing Insert Remover	KMO 734	16							
	Main Bearing Packing Compressor	J 2779	11							
	Oil Check Valve Remover and Replacer	J 1454	8							
	Oil Line Cleaning Brush Set (5)	KMO 462	15							
	Oil Nozzle Checking Tool Set	J 2130-B	10							
	Oil Pump and Distributor Gear Press Plate	J 959-A	7							
	Oil Pump and Distributor Timing Gauge	J 2794	11							

ENGINE										ENGINE									
DESCRIPTION										DESCRIPTION									
TOOL No.										TOOL No.									
PAGE										PAGE									
STUDEBAKER										STUDEBAKER									
PONTIAC										PONTIAC									
PACKARD										PACKARD									
OLDSMOBILE										OLDSMOBILE									
NASH										NASH									
HUDSON										HUDSON									
CHEVROLET										CHEVROLET									
CADILLAC										CADILLAC									
BUICK										BUICK									
Piston Ring Compressor (Range 2 1/8" to 5")	KMO 357	15	X	X	X	X	X	X	X	Piston Ring Compressor (Range 2 1/8" to 5")	KMO 357	15	X	X	X	X	X	X	X
Piston Ring Compressor (3-3/32")	KMO 584	16	X	X	X	X	X	X	X	Piston Ring Compressor (3-3/32")	KMO 584	16	X	X	X	X	X	X	X
Piston Ring Compressor (3-7/16")	KMO 585	16	X	X	X	X	X	X	X	Piston Ring Compressor (3-7/16")	KMO 585	16	X	X	X	X	X	X	X
Piston Ring Compressor (3 3/8")	KMO 712	16	X	X	X	X	X	X	X	Piston Ring Compressor (3 3/8")	KMO 712	16	X	X	X	X	X	X	X
Piston Ring Compressor (1 1/2")	KMO 713	16	X	X	X	X	X	X	X	Piston Ring Compressor (1 1/2")	KMO 713	16	X	X	X	X	X	X	X
Piston Ring Compressor (3-13/16")	KMO 740	17	X	X	X	X	X	X	X	Piston Ring Compressor (3-13/16")	KMO 740	17	X	X	X	X	X	X	X
Piston Ring Expander	KMO 297-A/297-R	15	X	X	X	X	X	X	X	Piston Ring Expander	KMO 297-A/297-R	15	X	X	X	X	X	X	X
Piston Ring File	KMO 495	15	X	X	X	X	X	X	X	Piston Ring File	KMO 495	15	X	X	X	X	X	X	X
Piston Vise	J 1218	8	X	X	X	X	X	X	X	Piston Vise	J 1218	8	X	X	X	X	X	X	X
Puller Set	HM 925	5	X	X	X	X	X	X	X	Puller Set	HM 925	5	X	X	X	X	X	X	X
Radiator Flusher	J 708-A	6	X	X	X	X	X	X	X	Radiator Flusher	J 708-A	6	X	X	X	X	X	X	X
Rear Crankshaft Bearing Oil Seal Packing Driver	J 1610	9	X	X	X	X	X	X	X	Rear Crankshaft Bearing Oil Seal Packing Driver	J 1610	9	X	X	X	X	X	X	X
Rear Main Bearing Oil Seal Compressor (2.937" dia.)	J 955	7	X	X	X	X	X	X	X	Rear Main Bearing Oil Seal Compressor (2.937" dia.)	J 955	7	X	X	X	X	X	X	X
Rear Main Bearing Oil Seal Compressor	J 1045	7	X	X	X	X	X	X	X	Rear Main Bearing Oil Seal Compressor	J 1045	7	X	X	X	X	X	X	X
Rear Main Bearing Oil Seal Installer	J 3048-A	12	X	X	X	X	X	X	X	Rear Main Bearing Oil Seal Installer	J 3048-A	12	X	X	X	X	X	X	X
Remote Control Starter Switch	J 2679	11	X	X	X	X	X	X	X	Remote Control Starter Switch	J 2679	11	X	X	X	X	X	X	X
Shank and Cutter Set (part of w/p Seal Seat Refinisher J 2999-A)	J 3273	13	X	X	X	X	X	X	X	Shank and Cutter Set (part of w/p Seal Seat Refinisher J 2999-A)	J 3273	13	X	X	X	X	X	X	X
Starter Motor Wrench	J 1047	7	X	X	X	X	X	X	X	Starter Motor Wrench	J 1047	7	X	X	X	X	X	X	X
Stud Wrench (5/16" to 5/8")	KMO 486	15	X	X	X	X	X	X	X	Stud Wrench (5/16" to 5/8")	KMO 486	15	X	X	X	X	X	X	X
Tappet Feeler Gauge (.011" and .013")	KMO 233-B	15	X	X	X	X	X	X	X	Tappet Feeler Gauge (.011" and .013")	KMO 233-B	15	X	X	X	X	X	X	X
Tappet Gauge Set (Hydraulic) (.030" and .070")	J 2553	10	X	X	X	X	X	X	X	Tappet Gauge Set (Hydraulic) (.030" and .070")	J 2553	10	X	X	X	X	X	X	X
Timing Chain Cover Oil Seal Driver	J 1870	9	X	X	X	X	X	X	X	Timing Chain Cover Oil Seal Driver	J 1870	9	X	X	X	X	X	X	X
Timing Gear Cover Aligning Arbor	J 2562	10	X	X	X	X	X	X	X	Timing Gear Cover Aligning Arbor	J 2562	10	X	X	X	X	X	X	X
Timing Gear Cover Centering Gauge	J 966	7	X	X	X	X	X	X	X	Timing Gear Cover Centering Gauge	J 966	7	X	X	X	X	X	X	X
Timing Gear Cover Oil Seal Driver	J 995	7	X	X	X	X	X	X	X	Timing Gear Cover Oil Seal Driver	J 995	7	X	X	X	X	X	X	X
Timing Gear Cover Oil Seal Remover and Installer Set	J 2776	11	X	X	X	X	X	X	X	Timing Gear Cover Oil Seal Remover and Installer Set	J 2776	11	X	X	X	X	X	X	X
Timing Setting Gauge	J 1248	8	X	X	X	X	X	X	X	Timing Setting Gauge	J 1248	8	X	X	X	X	X	X	X
Timing Sprocket Setting Gauge	HM 408-P	5	X	X	X	X	X	X	X	Timing Sprocket Setting Gauge	HM 408-P	5	X	X	X	X	X	X	X
Vacuum Checking Gauge	J 89	5	X	X	X	X	X	X	X	Vacuum Checking Gauge	J 89	5	X	X	X	X	X	X	X
Valve and Clutch Spring Tester	KMO 607	16	X	X	X	X	X	X	X	Valve and Clutch Spring Tester	KMO 607	16	X	X	X	X	X	X	X
Valve Feeler Gauge (.017"-.018"-.019")	KMO 467	15	X	X	X	X	X	X	X	Valve Feeler Gauge (.017"-.018"-.019")	KMO 467	15	X	X	X	X	X	X	X
Valve Guide Cleaners	KMO 122	14	X	X	X	X	X	X	X	Valve Guide Cleaners	KMO 122	14	X	X	X	X	X	X	X
Valve Guide Counterbore Cleaner (Exhaust)	J 2122	9	X	X	X	X	X	X	X	Valve Guide Counterbore Cleaner (Exhaust)	J 2122	9	X	X	X	X	X	X	X
Valve Guide Counterbore Reamer	J 1941	9	X	X	X	X	X	X	X	Valve Guide Counterbore Reamer	J 1941	9	X	X	X	X	X	X	X
Valve Guide Counterbore Reamer	J 3073	12	X	X	X	X	X	X	X	Valve Guide Counterbore Reamer	J 3073	12	X	X	X	X	X	X	X
Valve Guide Driver and Depth Gauge	J 2577	10	X	X	X	X	X	X	X	Valve Guide Driver and Depth Gauge	J 2577	10	X	X	X	X	X	X	X

CLUTCH	DESCRIPTION	TOOL No.	PAGE	STUDEBAKER						
				CADILLAC	CHEVROLET	HUDSON	NASH	OLDSMOBILE	PACKARD	PONTIAC
	Clutch Pilot Bearing and Retainer Installer	J 2985	19	X	X					
	Clutch Pilot Bearing Driver	J 1522-A	18							
	Clutch Pilot Bearing Puller	J 877-A	18							
	Clutch Pilot Bearing Puller	J 4383	19							
	Clutch Pilot Bearing Replacer	J 2157	19							
	Clutch Pilot Bearing Replacer	K 410	19							
	Clutch Pilot Bearing Retainer Puller	K 445-B	19							
	Clutch Pilot Bronze Bearing Puller	J 1448	18							
	Clutch Pilot Bushing Remover	J 1418-A	18							
	Clutch Shaft Pilot Bearing Remover	J 164	18							
	Clutch Shaft Pilot Bearing Remover	J 489	18							
	Cover Spring Assembly Set	J 1039	18							
	Filler Plug Wrench	J 472	18							
	Finger Adjusting Gauge	J 774	18							
	Finger Setting Gauge	J 1048	18							
	Over-Center Spring Holding Tool	J 1675	19							
	Over-Center Spring Lever Gauge	J 1650	19							
	Over-Center Spring Remover and Installer	J 2956	19							
	Pedal Shaft Aligning Tool	J 1441	18							
	Release Lever Adjusting Fixture	J 1013	18							
	Release Lever Adjusting Gauge	J 1036	18							
	Slide Hammer Assembly	J 2619-A	19							
	Synchro Clutch Snap Ring Installer	J 1421	18							
	Throwout Collar Run-Out Indicator	J 2124	19							
	Toggle Lever Setting Gauge	J 2207	19							
STANDARD TRANSMISSION										
	Cluster Gear Countershaft Remover and Installer	J 1184	21							
	Clutch Gear and Bearing Puller	J 937	20							
	Clutch Gear Remover	J 2669	23, 24							
	Clutch Gear Bearing Remover Plate	J 936	20							
	Clutch Gear Bearing Remover Plate	J 2228	23							
	Clutch Gear Bearing Replacer	J 1453	22							
	Clutch Gear Bearing Retainer Wrench	J 933	20							
	Clutch Gear Bearing Retaining Nut	J 2670	24							
	Clutch Shaft Bearing and Snap Ring Installer	J 2995	24							
	Companion Flange Holding Tool	J 2659	23							

ENGINE	DESCRIPTION	TOOL No.	PAGE	STUDEBAKER						
				CADILLAC	CHEVROLET	HUDSON	NASH	OLDSMOBILE	PACKARD	PONTIAC
	Valve Spring Lifter	KMO 484	15							
	Valve Tappet Feeler Gauge (.006"-.008"-.010"-.012")	J 478-A	5							
	Vibration Damper Puller	J 676-C	6							
	Vibration Damper Puller	J 2582	10							
	Vibration Damper Puller	J 2636	10							
	Voltage Regulator and File Set	J 4182-A	13							
	Voltage Regulator Gauge and File Set	KMO 506-A	16							
	Water Jacket Plug Installer	J 2793	11							
	Water Pump Adjusting Wrench	J 2799	11							
	Water Pump Bushing Reamer	KMO 314	15							
	Water Pump Bushing Remover and Replacer	J 1419	8							
	Water Pump Bushing Remover Burnisher and Replacer Set	J 2749	11							
	Water Pump Facing Cutter	J 1501	8							
	Water Pump Fan Pulley Puller	J 1226	8							
	Water Pump Holding Fixture	J 2778	11							
	Water Pump Impeller Puller	J 3211-A	12							
	Water Pump Seal Installer	J 1456	8							
	Water Pump Seal Reamer (1.437")	J 1455-A	8							
	Water Pump Seal Seat Refinisher	J 2999	12							
	Water Pump Seal Seat Refinishing Set	J 1720-A	9							
	Water Pump Shaft Installer and Hub Spacer	J 3249	13							
	Water Pump Impeller Shaft Installing Pilot	J 831	6							
	Water Pump Shaft Slinger Installer	J 1446	8							
CLUTCH										
	Clutch Aligning Arbor	J 449	18							
	Clutch Aligning Arbor	J 1031	18							
	Clutch Adjusting Gauge	J 1507-A	18							
	Clutch Aligning Gauge	J 285	18							
	Clutch Aligning Gauge	J 2045	19							
	Clutch Aligning Tool	J 1425	18							
	Clutch Aligning Tool	J 1435	18							
	Clutch Aligning Tool	J 1625	18							
	Clutch Aligning Tool	K 411	19							
	Clutch Driven Plate Aligning Arbor	J 2581	19							
	Clutch Guide Pins (3)	J 857	18							
	Clutch Finger Setting Gauge	J 4369	19							
	Clutch Finger Equalizer Gauge	J 285-C	18							
	Clutch Lever Height Gauge	J 2584	19							

STANDARD TRANSMISSION			STUDEBAKER	PONTIAC	PACKARD	OLDSMOBILE	NASH	HUDSON	CHEVROLET	CADILLAC	BUICK
DESCRIPTION	TOOL No.	PAGE									
Mainshaft Bearing Installer	J 1648	22									
Mainshaft Bearing Remover	J 2169	23									
Mainshaft Intermediate Gear Retainer Replacer	J 448-5	20									
Mainshaft Remover and Replacer	J 938-A	20									
Manual Lever Gauge	J 1609	22									
Manual Lever Gauge	J 1872	23									
Mainshaft Snap Ring Installing Set	J 1499	22									
Mainshaft Snap Ring Remover	J 1041	21									
Overdrive Gear Bushing Remover and Replacer	J 1568	22									
Overdrive Governor Wrench	J 3227	24									
Press Plate Holder	J 358-1	20									
Rear Bearing Extension Bushing Service Set	J 1450-B	22									
Rear Bearing Housing Oil Seal Replacer	J 1050	21									
Rear Bearing Oil Seal Installer	J 1354	21									
Rear Bearing Retainer Oil Seal Driver	J 1488	22									
Reverse Idler Gear Bushing Reamer 1.128"	J 2668	23, 24									
Reverse Idler Gear Bushing Reamer	KMO 349	24									
Reverse Idler Gear Bushing Remover and Replacer	J 1614	22									
Reverse Idler Gear Bushing Remover and Replacer	J 1662	23									
Reverse Idler Gear Bushing Staking Tool	J 2680	24									
Reverse Idler Gear Shaft Remover	J 1010	20									
Second and Direct Speed Clutch Gear Clamp	J 2563	23									
Shift Collar Centering Gauges (2)	J 1410	21									
Shift Collar Centering Gauges (2)	J 1542	22									
Shift Gear Segment Aligning Pin	J 1390	21									
Shift Rod Adjusting Gauge	J 1308-B	21									
Shifter Fork Indexing Tool	J 1571-A	22									
Shifter Fork Lock Screw Remover	J 2895	24									
Shifter Fork Shaft Seal Replacer	J 2633	23									
Shifter Lever Adjuster	J 1204-A	21									
Shifter Lever Shaft Cork Seal Installer	J 1169	21									
Shifter Shaft Spring and Ball Installer	J 1168	21									
Snap Ring Pliers	KMO 630	24									
Speedometer Gear Remover Plate	K 342	24									
Speedometer Gear Remover and Replacer (clutch gear bearing and mainshaft bearing replacer)	J 4390	24									

STANDARD TRANSMISSION			STUDEBAKER	PONTIAC	PACKARD	OLDSMOBILE	NASH	HUDSON	CHEVROLET	CADILLAC	BUICK
DESCRIPTION	TOOL No.	PAGE									
Companion Flange Remover	J 1412	21									
Companion Flange Replacer	J 1375-A	21									
Countershaft Needle Bearing Loader	J 1001	20									
Countershaft Assembly Bar	J 2559	23									
Countershaft Assembly Tool	J 531	20									
Countershaft Assembly Tool	J 1415-A	21									
Countershaft Assembly Tool	J 1595	22									
Countershaft Assembly Tool	J 1617	22									
Countershaft Assembly Tool	J 2632	23									
Countershaft Assembly Tool	K 386	24									
Countershaft Front Bearing Remover and Replacer	J 994	20									
Countershaft Gear Cluster and Idler Gear Bushing Reamer	KMO 338	24									
Countershaft Line Reamer	J 466	20									
Countershaft Needle Bearing Loader	J 1334	21									
Countershaft Needle Bearing Loader	J 1449	22									
Countershaft Rear Bearing Remover	TR 278-R	24									
Extension Housing Oil Seal Remover Collet	J 2623	23									
Extension Housing Oil Seal Remover Collet	J 2726	24									
Drivemaster Test Harness	KMO 670	24									
Flywheel Housing Alignment Tool Set (with 12 Dowels, less Dial Indicator Set)	J 808-A	20									
Flywheel Housing Alignment Tool Set (with 12 Dowels and Dial Indicator Set)	J 808-B	20									
Flywheel Housing Alignment Tool Set	J 2548	23									
Flywheel Housing Runout Checking Post	J 2494	23									
Gear Shift Lever Remover	J 1044	21									
Gear Shift Lever Remover and Replacer	K 353	24									
Governor Switch Spanner Wrench	KMO 369	24									
Last Word Dial Indicator (for checking high gear hop-out)	J 4455	24									
Mainshaft and Drive Gear Bearing Remover	J 1134-H	21									
Main Drive Gear Oil Seal Replacer	J 1569	22									
Mainshaft and Bearing Assembly Remover and Replacer	J 2667	23									
Mainshaft and Drive Gear Bearing Replacer	J 1570	22									

STANDARD TRANSMISSION			STUDEBAKER PONTIAC PACKARD OLDSMOBILE NASH HUDSON CHEVROLET CADILLAC BUICK						
DESCRIPTION	TOOL No.	PAGE							
Speedometer Gear Replacer	K 343	24							
Spline Shaft Snap Ring Remover	J 1130	21							
Spline Shaft Snap Ring Remover	J 1130-0	21							
Spine Shaft Snap Ring Replacer	J 1267	21							
Synchronizer Ring Protector	J 1526	22							
Synchronizer Ring Protector	J 2039	23							
Synchronizer Ring Protector	J 2040	23							
Synchronizing Ring Retaining Spring Remover and Replacer	J 932	20							
Third Speed Gear Bushing Installer	J 2671	24							
Torque Ball Installing Tool	J 2597	23							
Transmission and Rear Axle Oil Seal Installer	J 1556	22							
Transmission Assembly Holding Stand	J 934	20							
Transmission Assembly Pilot Shaft	J 2177	23							
Transmission Front and Rear Bearing Remover	J 1298-B	21							
Transmission Front Bearing Remover	J 1298-NA	21							
Transmission Guide Pins (2)	J 1434	22							
Transmission Guide Pins (2)	J 851	20							
Transmissions Guide Pin Set (2) 1/2" x 13 Thd.	J 1126	21							
Transmission Holding Stand	J 1413-A	21							
Transmission Holding Stand	J 2541-A	23							
Transmission Mainshaft Bearing Puller	J 1619	22							
Transmission Pinion Thrust Yoke	J 1525	22							
Transmission Rear Bearing Snap Ring Locating Levers (2)	J 1409	21							
Transmission Rear Bearing Snap Ring Remover	J 3185	24							
Transmission Rear Flange Oil Seal Replacer	J 2038	23							
Transmission Remover and Replacer	J 2808	24							
Transmission Speedfinder Depressor and Aligner	J 1600-A	22							
Transmission Thrust Yoke	J 3042	24							
U-Joint Clamp	J 881-A	20							
U-Joint Companion Flange Holding Tool	J 2035	23							
U-Joint Companion Flange Puller	J 820	20							
U-Joint Puller	J 682-A	20							
U-Joint Puller	J 859-A	20							
U-Joint Replacer	J 855	20							
U-Joint Replacer	J 865	20							
Vacuum Cylinder Adjusting Bushing	J 1452-5	22							

HYDRA-MATIC			STUDEBAKER PONTIAC PACKARD OLDSMOBILE NASH HUDSON CHEVROLET CADILLAC BUICK						
DESCRIPTION	TOOL No.	PAGE							
Bellcrank to Cross Shaft Gauge	J 1470	25							
Carburetor to Bellcrank Gauge	J 1468	25							
Clutch Hub Spacer	J 1877	25							
Clutch Hub Torus Nut Wrench	KMO 334	27							
Engine Support Tool	J 4179	27							
Extension Housing Oil Seal Remover Collet	J 2623	27							
Extension Housing Oil Seal Remover Collet	J 2726	27							
Extension Rear Oil Seal Installer	J 1942-A	25							
Flywheel-Crankshaft Dowel Pin Remover and Replacer Set	J 2774	27							
Flywheel Housing Alignment Tool Set (.522")	J 2548	26							
Front Drum Spacer	J 2173	26							
Front Planet Carrier Assembly Holder	J 2187	26							
Front Pump Cover Oil Sealer Installer	J 1776-A	25							
Front Pump Cover Oil Seal Installer	J 2170	26							
Front Pump Holder and Socket Set	J 2184-A	26							
Front Servo Gauge	J 1693-A	25							
Governor Flange and Pump Riveting Set	J 2183	26							
Hydra-Matic Hoist Adapter	J 4164	27, 32							
Hydra-Matic Clutch Air Checking Tool Set	J 4353	27							
Linkage Adjusting Pins (3)	J 2544-A	26							
Mainshaft Endplay Dial Indicator	J 1465	25							
Extension Rod	J 1458	25							
Mainshaft Snap Ring Remover (Small)	J 1537	25							
Oil Delivery Sleeve Ring Compressor	J 1537	25							
Planet Assembly Holding Fixture	J 2190	26							
Planet Pinion Service Tool Set	J 2144	25							
Planet Pinion Swaging Set	J 2175	26							
Pressure Checking Gauge	J 2540	26							
Rear Bearing Extension Bushing Service Set	J 1450-B	25							
Rear Bearing Retainer Oil Seal Installer	J 1354	25							
Rear Clutch Hub Retainer Bracket	J 2174	26							
Rear Clutch Hub Retaining Tool	J 1691	25							

FRONT SUSPENSION				STUDEBAKER	PONTIAC	PACKARD	OLDSMOBILE	NASH	HUDSON	CHEVROLET	CADILLAC	BUICK
DESCRIPTION	TOOL No.	PAGE										
Car Lifting Sling Chain and Hooks	J 1987	44										X
Caster-Camber Adjusting Wrench	J 720	42										X
Caster-Camber Adjusting Wrench	J 2998	45										X
Caster-Camber Adjusting Wrench	KMO 487	47										X
Caster-Camber Gauge	J 1377	43										X
Caster-Camber Gauge	J 1631	44										X
Cross Shaft Bushing Replacement Set	J 2551	44										X
Drive-Master Power Unit and Cross Shift Rod Gauge	J 1861	44										X
Front End Lifting Hooks Only (2)	J 1622-A	44										X
Front End Lifting Sling and Spreader Only	J 1622-B	44										X
Front Suspension Hold-Down Hooks (2)	J 2981	45										X
Front Wheel Bearing Cup Insert Set	K 463-B	46										X
Front Wheel Bearing Cup Remover	K 224	46										X
Front Wheel Bearing Oil Seal Packing Expander	J 3082	45										X
Front End Lifting Hooks Only (2)	J 1581	43										X
Front Spring Bushing Press	J 1451	43										X
Front Wheel Outer Bearing Cup Replacer	J 960	42										X
Front Spring Height Gauges (2)	J 709-B	42										X
Front Wheel Inner Bearing Cup Replacer	J 514	42										X
Hub and Dust Cap Remover and Replacer	J 728-A	42										X
Idle Arm Bushing Reamer (.744")	J 2629	45										X
Idle Arm Bushing Remover	J 2628	45										X
King Pin Bushing Driver	K 318	46										X
Lower Control Arm Assembly Gauges (2)	J 3184	46										X
Lower Control Arm Spreader	J 1052	43										X
Lower Control Arm Tool Set	J 2126	44										X
Lower Control Arm Trunnion Centering Gauge	J 2625	45										X
Lower Steering Knuckle Bushing Installing Set	J 1277	43										X
Mast Jacket Bearing Remover and Replacer	J 2565	45										X
Mast Jacket Bushing Replacer	N 353	47										X
Mast Jacket Tube Bearing Puller	J 2792	45										X
Mast Jacket Tube Bearing Replacer	J 2952-A	45										X
Oversize King Pin Bushing Reamer (.010" oversize)	KMO 225-1	46										X
Oversize King Pin Bushing Reamer (.020" oversize)	KMO 312-1	46										X

REAR AXLE				STUDEBAKER	PONTIAC	PACKARD	OLDSMOBILE	NASH	HUDSON	CHEVROLET	CADILLAC	BUICK
DESCRIPTION	TOOL No.	PAGE										
Rear Axle Shaft and Bearing Puller	J 838	34										X
Rear Axle Shaft and Bearing Puller	J 942	35										X
Rear Axle Shaft and Bearing Puller Adapter	J 942-1	35										X
Rear Axle Shaft Puller	HM 931	34										X
Rear Axle Shaft Puller	J 352	34										X
Rear Axle Wheel Bearing Nut Wrench	J 870	34										X
Rear Hub Oil Seal Replacer	J 3067	40										X
Rear Pinion Bearing Cup Installer	J 3230	40										X
Rear Pinion Bearing Cup Remover	J 3231	40										X
Rear Pinion Bearing Replacer	J 940	35										X
Rear Wheel Bearing Lock Nut Clinching Tool	J 2827	39										X
Rear Wheel Bearing Nut Wrench, 2 7/8" Hex.	KMO 570	41										X
Rear Wheel Bearing Race Replacer	J 1433-1	36										X
Rear Wheel Hub Puller	J 446	34										X
Rear Wheel Hub Puller	J 446-A	34										X
Rear Wheel Hub Puller	J 596-A	34										X
Rear Wheel Hub Puller	J 1644-B	37										X
Rear Wheel Hub Puller	736-A	34										X
Ring Gear and Differential Test Fixture U-4-B		41										X
Ring Gear Riveting Jig	J 2196-A	37										X
Slide Hammer Assembly	J 2619-A	39										X
Slide Hammer Assembly	J 2654-A	39										X
Tension Checking Scale (Differential Bearing Preload)	J 544-A	34										X
Torque Tube Front and Rear Bushing Remover	J 4258	41										X
Torque Tube Front Bushing Installer	J 4290	41										X
Torque Tube Rear Bushing Installer	J 4259	41										X
Universal Joint Assembly Tool	J 881-A	35										X
Universal Joint Bearing Cap Remover	J 4174	41										X
U-Joint Companion Flange Puller	J 962	35										X
U-Joint Flange Nut Socket Wrench and Handle	J 2571-A	39										X
U-Joint Flange Puller	J 2046	37										X
U-Joint Flange Puller	J 2576	39										X
Wheel Bearing Inner Race Remover	J 2232	38										X
Wheel Bearing Nut Wrench	J 2222	38										X
Wheel Bearing Nut Wrench, 2 3/8" Hex.	J 2975	40										X
Wheel Bearing Outer Race Remover	J 2230	38										X
Wheel Hub Outer Bearing Race Replacer	J 2223	38										X
Wheel Hub Seal Replacer	J 2221-A	37										X
Wheel Puller	J 4153	41										X

FRONT SUSPENSION			STUDEBAKER PONTIAC PACKARD OLDSMOBILE NASH HUDSON CHEVROLET CADILLAC BUICK									
DESCRIPTION	TOOL No.	PAGE										
Steering Connecting Rod Centering Gauge	J 2556	44										X
Steering Gear Adjusting Wrench	J 1032	42										X
Steering Gear Adjustment Wrench	J 4388	46										
Steering Gear Mainshaft Bearing Cup Remover	J 3183	45										
Steering Gear Mainshaft Bearing Cup Replacer	J 3182	45										
Steering Gear Sector Shaft Oil Seal Protector	J 2199	44										
Steering Gear Worm Bearing Adjusting Lock Wrench	J 1592	44										
Steering Gear Worm Bearing Adjusting Wrench	J 1593	44										
Steering Idler and Third Arm Bushing Reamer	J 3189	46										
Steering Knuckle Bushing and Bearing Remover and Replacer (Part of J 4477)	J 1294-B	43										
Steering Knuckle Bushing and Bearing Remover and Replacer (Part of J 4477)	J 4145	46										
Steering Knuckle Bushing and Bearing Service Tool Set	J 4477	46										
Steering Knuckle Bushing Driver	N 330	47										
Steering Knuckle Bushing Reamer (.923")	J 3057	45										
Steering Knuckle Bushing Reamer (.736")	J 3058	45										
Steering Knuckle Bushing Reamer	KMO 250	46										
Steering Knuckle Bushing Reamer	KMO 614	47										
Steering Knuckle Bushing Reamer and Replacer	KMO 654	47										
Steering Knuckle Bushing Remover and Replacer	J 1332	43										
Steering Knuckle Bushing Remover and Replacer	J 2248	44										
Steering Knuckle Bushing Service Set	J 1381	43										
Steering Knuckle Bushing Service Set	J 1382	43										
Steering Knuckle Cap Recess Reamer	J 1384	43										
Steering Knuckle Cap Recess Reamer	J 1385	43										
Steering Knuckle Needle Bearing Installing Tool	J 1278	43										
Steering Knuckle Pin Bushing and Bearing Replacement Set	J 2564	45										
Steering Knuckle Pin Remover	J 2031	44										
Steering Knuckle Support Arm Spreader	J 2043	44										
Steering Knuckle Support Arm Spreader	J 2044	44										
Steering Knuckle Welsh Plug Hole Reamer	J 1324	43										

FRONT SUSPENSION			STUDEBAKER PONTIAC PACKARD OLDSMOBILE NASH HUDSON CHEVROLET CADILLAC BUICK									
DESCRIPTION	TOOL No.	PAGE										
Oversize King Pin Reamer (.010" oversize)	KMO 226-1	46										
Oversize Steering Knuckle Bushing Reamer (.010" oversize)	KMO 225-2	46										
Oversize Steering Knuckle Bushing Reamer (.010" oversize)	KMO 226-2	46										
Oversize Steering Knuckle Bushing Reamer (.020" oversize)	KMO 312-2	46										
Pitman Arm Nut Wrench	KMO 738	47										
Pitman Arm Puller	J 871-0	42										
Pitman Arm Puller	J 1025	42										
Pitman Arm Puller	J 1374	43										
Pitman Arm Puller	J 1376	43										
Pitman Arm Puller	J 1376-H	43										
Pitman Arm Puller	J 1596	44										
Pitman Arm Puller	J 2162	44										
Pitman Arm Puller	J 2572	45										
Pitman Shaft Bushing Driver	J 762	42										
Pitman Shaft Bushing Driver	J 1614	44										
Pitman Shaft Bushing Reamer (1.125")	J 3056	45										
Pitman Shaft Bushing Driver	J 1615	44										
Pivot Pin Bushing Remover and Replacer	J 990	42										
Pivot Pin Remover Set	J 479-A	42										
Rear Spring Bushing Remover and Replacer	J 3225	46										
Spindle Bushing Reamer (.858")	HM 592	42										
Spindle Bushing Tool Set	J 1061	43										
Steering Arm Ball Bolt Puller	J 2200	44										
Steering Arm Ball Stud Remover	J 1273	43										
Steering Arm Ball Stud Remover	J 1626	44										
Steering Arm Ball Stud Remover	J 3295	46										
Steering Arm Ball Stud Screw Press	J 624-H	42										
Steering Arm Centering and Toe-In Gauge	J 1442	43										
Steering Arm Centering and Toe-In Gauge	J 2953	45										
Steering Arm Remover	J 1373-A	43										
Steering Ball Stud Remover	HM 844-C	42										
Steering Bell Crank Bearing Remover and Replacer	J 2033	44										
Steering Bell Crank Bearing Remover and Replacer	J 4147	46										
Steering Centering Gauge	J 1447	43										

FRONT SUSPENSION			STUDEBAKER PONTIAC PACKARD OLDSMOBILE NASH HUDSON CHEVROLET CADILLAC BUICK							
DESCRIPTION	TOOL No.	PAGE								
Steering Mast Jacket Bearing Remover and Replacer	KMO 679	47								
Steering Shaft Worm Bearing Adjuster Bit	KMO 695	47	X							
Steering Wheel Checking Scale	J 544-A	42		X						
Steering Wheel Puller	J 452	42	X	X						
Steering Wheel Puller	J 739-C	42		X						
Steering Wheel Puller	J 1262	43			X					
Steering Wheel Puller	J 1270-NA	43				X				
Steering Wheel Puller	J 1859	44					X			
Steering Wheel Puller	J 2557	45						X		
Steering Wheel Puller	J 2927-A	45							X	
Steering Wheel Puller	J 2982	45								X
Steering Wheel Puller	J 3044	45								
Steering Wheel Puller	J 3274	46								
Steering Wheel Puller	J 4146	46								
Steering Wheel Puller Adapter	J 1594-X	44								
Steering Worm Bearing Lock Nut										
Adjusting Wrench	KMO 616	47								
Tie-Rod Ball Stud Remover	J 2963	45								
Tie Rod End Remover	J 2781	45								
Toe-In Gauge	J 710-0	42								
Turning Angle Indicators (2)	J 751-A	42								
Turning Angle Indicator	J 924	42								
Upper Control Arm Shaft Remover and Replacer	J 2958	45								
Upper Control Arm Spreader	J 3957	46								
Upper Control Arm Spreader	J 4251	46								
Upper Support Arm and Pivot Gauge	J 1360	43								
Upper Support Arm Eccentric Bushing Wrench	KMO 366	47								
Wheel Aligning Gauge	J 800-U	42								

SPRINGS—SHOCK ABSORBERS

Front Spring Compressors (2)	KMO 735	48								
Front Spring Eye Bushing Remover and Replacer	J 553-5	48								
Front Spring Hanger Bushing Remover and Replacer	J 1451	48								
Rear Spring Bushing Remover and Replacer	J 4161	48								
Rear Spring Front Bushing Remover and Replacer	J 136-A	48								
Rear Spring Shackle Bushing Remover and Replacer	J 553	48								

SPRINGS—SHOCK ABSORBERS			STUDEBAKER PONTIAC PACKARD OLDSMOBILE NASH HUDSON CHEVROLET CADILLAC BUICK							
DESCRIPTION	TOOL No.	PAGE								
Rear Spring Shackle Pin Remover Adapter	J 1436-9	48								
Shock Absorber End Cap Wrench	J 766	48								
Shock Absorber Filler Adapter	J 1611-A	48								
Shock Absorber Fluid Injector	KMO 1026-A	48								
Shock Absorber Guide Rod Spanner Wrench	J 993-2	48								
Shock Absorber Holding Fixture	J 895	48								
Shock Absorber Valve Installer	J 896-A	48								
Slide Hammer Assembly	J 2654-A	48								
Spring Cover Lubricator	J 595	48								
Spring Unloader Adapters	J 2537-A	48								
BRAKES										
Brake Adjusting Wrench	J 1028	49								
Brake Anchor Pin Nut Wrench	J 854	49								
Brake Anchor Spring Remover	J 1681	49								
Brake and Clutch Pedal Rod Remover	J 2795	49								
Brake Bleeder Tube	J 628-A	49								
Brake Bleeder Tube	J 747	49								
Brake Bleeder Wrench	J 627	49								
Brake Bleeder Wrench	J 1492	49								
Brake Cylinder Clamps (4)	KMO 145	49								
Brake Eccentric Anchor Pin Adjuster	J 961	49								
Brake Feeler Gauge Set (.004"-.008"-.010"-.015")	J 1417-A	49								
Brake Master Cylinder Filler	J 713	49								
Brake Master Cylinder Nut Wrench (1-17/32")	J 1056	49								
Brake Master Cylinder Nut Wrench (1 3/4")	J 1058	49								
Brake Master Cylinder Nut Wrench (1 3/8")	J 1205	49								
Brake Pedal Depressor	J 134-A	49								
Brake Shoe Adjuster	J 1603-A	49								
Brake Shoe Adjusting Fixture	J 1696-5A-1	49								
Brake Shoe Feeler Gauge (.008"-.015")	KMO 479	50								
Brake Spring Pliers	KMO 142	49								
Brake Spring Pliers	KMO 621	50								
Brake Spring Remover and Replacer Wrench	KMO 526	50								
Hi-Torque Brake Wrench (15/16" Hex)	J 2492	49								
Hi-Torque Brake Wrench (5/16" Allen)	J 2493	49								
Hi-Torque Brake Wrench (1-1/16" Hex)	J 2964	49								
Hi-Torque Brake Wrench (3/8" Allen)	J 2965	49								
Hydraulic and Vacuum Test Kit	KMO 497	50								

GENERAL SHOP TOOLS AND EQUIPMENT—Continued

DESCRIPTION	PART NO.	PAGE
Torque Wrench—Round Bar Type	J 1315	52
Torque Wrench—Round Bar Type	KMO 629	53
Torque Wrench—Round Bar Type	KMO 652	53
Torque Wrench—Sensory Type	J 4424	53
Torque Wrench—Sensory Type	J 4425	53
Torque Wrench—Sensory Type	J 4426	53
Torque Wrench—Sensory Type	J 4427	53
Torque Wrench Adapter	KMO 653	53
Torque Wrench Adapter	KMO 692	53
Tube Cutter—Copper	KMO 3-A	53
Tube Deburring Tool	J 2185-24	52
Tube Flaring Tool—Double Lap 45°	J 2185	52
Tube Flaring Tool—Single Lap 45°	J 978	52
Vise—3"	KMO 701	54
Vise—4"	KMO 702	54
Vise—4½"	KMO 703	54
Vise—5"	KMO 704	54
Vise—4" Heavy Duty	KMO 705	54
Vise—4½" Heavy Duty	KMO 706	54

NOTES

NOTES

PRICE LIST AND INDEX

FOR

KENT-MOORE SERVICE TOOL GUIDE

Effective June 1, 1950—All prices are F.O.B. Kent-Moore Warehouse, Detroit, Michigan and are subject to change without notice.

PART NO.	DESCRIPTION	PAGE	PRICE	PART NO.	DESCRIPTION	PAGE	PRICE
B 208-A	Screw Driver—Phillips	50	\$1.95	J 544-A	Scale—Tension	34, 42	\$4.40
B 223-A	Installer—Ferrule	50	13.15	J 553	Puller—Spring Bushing	48	8.05
HM 3-R	Iron—Rod Bending	5	4.10	J 553-S	Puller—Spring Bushing	48	10.45
HM 408-P	Gauge—Timing Sprocket	5	1.30	J 554-B	Anvil and Tools—Hub Bolt	34	35.40
HM 536	Lifter—Valve Spring	5	2.25	J 554-3	Peening Tool—7/16"	34	3.60
HM 586	Reamer—Piston Bushing	5	12.55	J 554-4	Peening Tool—9/16"	34	3.60
HM 592	Reamer—Spindle Bushing	42	10.40	J-554-11	Peening Tool—5/8"	34	3.75
HM 593-A	Feeler and Scale—Piston	5	5.90	J 587-A	Insert—Valve Spring	6	.50
HM 593-N	Feeler and Scale—Piston	5	5.70	J 589-D	Gauge Set—Pinion	34	60.80
HM 844-C	Remover—Ball Stud	42	1.30	J 595	Lubricator—Spring	48	2.00
HM 861-Y	Replacer—Cam Gear	5	29.15	J 596-A	Puller—Wheel Hub	34	14.65
HM 865	Puller—Cam Gear	5	10.15	J 624-H	Press—Steering Ball Stud	42	11.20
HM 925	Puller Set—Utility	5	23.55	J 627	Wrench—Brake Bleeder	49	1.35
HM 931	Puller—Axle Shaft	34	13.95	J 628-A	Bleeder—Brake Tube	49	.53
J 89	Gauge—Vacuum Checking	5	4.10	J 676-C	Puller—Vibration Damper	6	8.80
J 129-2	Reamer—Valve Guide	5	2.20	J 679-A	Puller—Fan Hub	6	5.90
J 129-3	Reamer—Valve Guide	5	2.40	J 682-A	Puller—U-Joint	20	9.60
J 134-A	Depressor—Brake Pedal	49	3.50	J 706-P	Reamer—Valve Lifter	6	16.50
J 136-A	Press—Rear Spring Bushing	48	22.30	J 708-A	Flusher—Radiator	6	13.15
J 164	Puller—Pilot Bearing	18	5.80	J 709-B	Gauge—Spring Height (2)	42	1.50
J 183	Reamer—Flywheel Stud	5	2.90	J 710-Q	Gauge—Toe-In	42	29.50
J 232-A	Bolt—Engine Lifting (Pr.)	5	5.50	J 713	Filler—Brake Cylinder	49	5.85
J 257-X	Remover—Valve Lifter	5	30.20	J 719	Remover—Valve Guide	6	1.45
J 267	Driver—Valve Guide	5	1.70	J 720	Wrench—Caster Adjusting	42	.10
J 269	Driver—Valve Guide	5	1.45	J 726	Remover—Coil Top	6	1.25
J 270-H	Replacer—Pinion Brg. Cup	34	5.70	J 728-A	Cap Tool—Hub and Dust	42	1.75
J 270-SA	Replacer Set—Bearing Cup	34	33.90	J 736-A	Puller—Wheel Hub	34	9.90
J 270-7	Driver Head—Axle Bearing	34	4.80	J 739-C	Puller—Steering Wheel	42	18.70
J 285	Gauge—Clutch Finger	18	7.45	J 742	Driver—Piston Pin	6	2.00
J 285-C	Gauge—Clutch Finger	18	8.65	J 744	Puller—Distributor Rotor	6	3.55
J 336-A	Feeler and Scale—Piston	5	6.75	J 747	Bleeder—Brake Tube	49	.50
J 352	Puller—Axle Shaft	34	13.85	J 751-A	Indicators—Turning Angle	42	48.85
J 358-H	Press Plate Set—Axle Bearing	34	16.25	J 762	Driver—Pitman Bushing	42	3.10
J 358-1	Holder—Press Plate	20, 34	5.90	J 766	Wrench—Shock End Cap	48	3.75
J 446	Puller—Wheel Hub	34	11.50	J 774	Gauge—Clutch Finger	18	5.20
J 446-A	Puller—Wheel Hub	34	12.65	J 800-U	Aligner—Front Wheel	42	24.70
J 448-5	Replacer—Inter Gear Ret.	20	9.15	J 808-A	Align Set—Flywheel Housing	20	13.10
J 449	Arbor—Clutch Aligning	18	1.75	J 808-B	Align Set—Flywheel Housing	20	30.85
J 452	Puller—Steering Wheel	42	18.35	J 819-G	Carburetor Tool Set	6	15.80
J 466	Reamer—Countershaft Line	20	4.35	J 820	Puller—Companion Flange	20	3.95
J 471	Puller—Crankshaft Gear	5	12.00	J 826-A	Driver—Valve Guide	6	4.55
J 472	Wrench—Clutch Filler Plug	18	3.05	J 827	Installer—Lifter Bracket	6	2.05
J 478-A	Feeler—Valve Tappet	5	.65	J 831	Pilot—Impeller Shaft	6	2.40
J 479-A	Remover Set—Pivot Pin	42	3.75	J 838	Puller—Shaft and Bearing	34	9.70
J 483-A	Replacer—Crankshaft Gear	6	10.75	J 851	Pins—Transmission Guide (2)	20	1.25
J 489	Puller—Pilot Bearing	18	3.20	J 854	Wrench—Brake Nut	49	3.00
J 505-G	Carburetor Tool Set	6	13.30	J 855	Replacer—U-Joint	20	6.35
J 505-NC	Carburetor Tool Set	6	24.55	J 857	Pins—Clutch Guide (3)	18	1.15
J 514	Replacer—Wheel Bearing Cup	42	5.90	J 859-A	Puller—U-Joint	20	10.05
J 516	Burnisher—Con. Rod Bushing	6	6.25	J 865	Replacer—U-Joint	20	6.25
J 526	Block—Rod Bushing Broach	6	2.55	J 870	Wrench—Axle Bearing Nut	34	10.25
J 531	Assembly Tool—Countershaft	20	3.45	J 871-O	Puller—Pitman Arm	42	12.00
J 540-1	Remover—Con. Rod Bushing	6	3.90	J 872-1	Driver—Bearing Race	35	3.70
J 540-2	Replacer—Con. Rod Bushing	6	3.45	J 872-3A	Setting Tool—Bearing Race	35	6.10

PART NO.	DESCRIPTION	PAGE	PRICE	PART NO.	DESCRIPTION	PAGE	PRICE
J 872-4	Driver—Bearing Race	35	\$4.05	J 1048	Gauge—Clutch Finger	18	\$7.45
J 872-5	Driver Handle	35	3.05	J 1049	Replacer—Bearing & Oil Seal	35	7.65
J 874-9	Reamer—Piston Pin Bushing	7	10.60	J 1050	Replacer—Trans Oil Seal	21	4.30
J 874-16	Reamer—Piston Pin Bushing	7	9.60	J 1052	Spreader—Support Arm	43	8.85
J 874-17	Reamer—Piston Pin Bushing	7	10.40	J 1055	Gauge—Valve Stem Length	7	2.85
J 874-18	Reamer—Piston Pin Bushing	7	10.60	J 1056	Wrench—Brake Cylinder	49	2.45
J 874-19	Reamer—Piston Pin Bushing	7	10.85	J 1058	Wrench—Brake Cylinder	49	2.45
J 877-A	Puller—Pilot Bearing	18	8.75	J 1061	Service Set—Spindle Bush	43	43.35
J 881-A	Clamp—U-Joint	20, 35	8.30	J 1067	Gauge—Valve Guide	7	7.00
J 883-B	Replacer Set—Valve Guide	7	17.65	J 1089	Driver—Valve Guide	8	5.55
J 888	Feeler and Scale—Piston	7	6.20	J 1090	Driver—Valve Guide	8	5.55
J 895	Holder—Shock Absorber	48	7.45	J 1105	Gauge—Axle Housing	36	47.50
J 896-A	Installer—Shock Valve	48	2.55	J 1126	Pins—Transmission Guide	21	1.45
J 918-A	Puller—Bearing and Seal	35	14.55	J 1130	Remover—Spline Snap Ring	21	7.25
J 924	Indicator—Turning Angle	42	3.15	J 1130-O	Remover—Spline Snap Ring	21	9.30
J 932	Pliers—Snap Ring	20	2.70	J 1134-H	Puller—Trans Bearing & Gear	21	14.30
J 933	Wrench—Clutch Bearing	20	2.35	J 1137	Bend Iron—Carb Unloader	8	.80
J 934	Stand—Trans. Assembly	20	6.05	J 1144-A	Holder—Carb & Fuel Pump	8	14.20
J 936	Press Plate—Clutch Bearing	20	2.90	J 1168	Installer—Spring & Ball	21	3.25
J 937	Puller—Clutch Bearing	20	11.90	J 1169	Installer—Cork Seal	21	5.20
J 938-A	Puller—Trans. Mainshaft	20	16.05	J 1184	Remover & Installer—Cluster Gear	21	1.30
J 939	Replacer—Pinion Bearing	35	6.25	J 1192-B	Spacer—Pinion Bearing	36	1.75
J 940	Replacer—Pinion Bearing	35	10.65	J 1204-A	Adjuster—Shaft Lever	21	6.30
J 941	Replacer—Diff. Bearing	35	4.75	J 1205	Wrench—Brake Cylinder	49	2.45
J 941-4	Adapter—Heat Riser	7	1.15	J 1218	Vise—Piston	8	14.10
J 942	Puller—Shaft and Bearing	35	12.75	J 1226	Puller—Fan Pulley	8	6.15
J 942-1	Adapter—Bearing Puller	35	5.65	J 1248	Gauge—Timing	8	2.55
J 943	Remover—Axle Oil Seal	35	3.40	J 1262	Puller—Steering Wheel	43	8.05
J 943-B	Remover—Axle Oil Seal	35	3.40	J 1264	Wrench—Tension (0-200)	52	11.45
J 944	Replacer—Axle Oil Seal	35	5.45	J 1267	Replacer—Snap Ring	21	2.05
J 947-O	Rem. and Rep.—Axle Bearing	35	18.85	J 1270-NA	Puller—Steering Wheel	43	14.65
J 947-P	Rem. and Rep.—Axle Bearing	35	18.85	J 1273	Remover—Steering Ball	43	.95
J 955	Compressor—Oil Seal	7	8.30	J 1277	Installer—Knuckle Bushing	43	9.75
J 959-A	Press Plate—Distributor Gear	7	6.15	J 1278	Installer—Needle Bearing	43	7.80
J 960	Replacer—Wheel Bearing Cup	42	3.40	J 1287	Puller—Harmonic Balancer	8	7.30
J 961	Adjuster—Brake Anchor Pin	49	1.60	J 1292-B	Press—Prop Shaft & Pinion	36	98.00
J 962	Puller—U-Joint Flange	35	8.55	J 1293-C	Assembly Tool—Piston Pin	8	4.40
J 965-A	Reamer Fixture—Piston	7	19.80	J 1294-B	Driver—Knuckle Bushing	43	11.70
J 965-3	Reamer—Piston Pin Bushing	7	10.35	J 1298-B	Puller Assy.—Trans. Bearing	21	14.50
J 966	Gauge—Timing Gear	7	5.40	J 1298-NA	Remover—Trans. Bearing	21	14.95
J 967	Puller—Harmonic Balancer	7	7.30	J 1301	Press Plate—Pinion Bearing	36	4.15
J 968	Driver—Prop. Shaft Bushing	35	4.25	J 1308-B	Gauge—Shift Rod	21	3.50
J 971	Remover—Camshaft Gear	7	3.90	J 1312-A	Replacer—Diff. Bearing	36	8.05
J 972	Wrench—Differential Adjust.	35	2.30	J 1313-A	Wrench—Tension (0-150)	52	11.45
J 978	Flaring Tool—Tube	52	3.60	J 1315	Wrench—Tension (0-25)	52	9.75
J 986-5	Puller—Differential Bearing	35	14.40	J 1316	Wrench—Diff. Bearing Nut	36	6.70
J 987	Wrench—Chain Grip	35	2.90	J 1318	Press Plate—Diff. Case Brg.	36	12.90
J 990	Driver Set—Pivot Pin Bushing	42	11.45	J 1321	Replacer—Pinion Race	36	6.40
J 993-2	Wrench—Shock Cover	48	1.35	J 1322	Driver—Pinion Race	36	5.85
J 994	Driver—Diff. Bearing	20, 35	3.45	J 1324	Reamer—Welch Plug Hole	43	2.90
J 995	Driver—Oil Seal	7	4.15	J 1328	Press Plate—Pinion Race	36	3.90
J 996	Press Plate—Pinion Bearing	35	2.25	J 1332	Driver—Steer Knuckle Bush	43	4.55
J 1001	Loader—Needle Bearing	20	1.40	J 1334	Loader—Needle Bearing	21	1.95
J 1010	Remover—Idle Gear Shaft	20	1.65	J 1336	Pins—Cyl. Head Assembly (2)	8	1.70
J 1013	Fixture—Clutch Finger	18	1.70	J 1339	Wrench—Radio Antenna	50	.75
J 1025	Puller—Pitman Arm	42	5.65	J 1340	Wrench—Radio Antenna	50	2.80
J 1028	Adjuster—Brake Eccentric	49	.35	J 1354	Installer—Oil Seal	21, 25	6.70
J 1031	Arbor—Clutch Aligning	18	8.55	J 1355-A	Driver—Axle Oil Seal	36	14.25
J 1032	Wrench—Steer Gear Adjust	42	1.65	J 1357	Driver—Pinion Oil Seal	36	13.50
J 1036	Gauge—Clutch Finger	18	7.45	J 1360	Gauge—Support Arm Pivot	43	2.80
J 1039	Assembly Set—Clutch Cover	18	4.90	J 1363	Driver—Prop Shaft Bushing	36	7.35
J 1041	Remover—Trans U Retainer	21	2.55	J 1364	Driver—Pinion Brg. Ring	36	5.90
J 1042	Replacer—Valve Guide	7	6.35	J 1365	Wrench—Diff. Nut Spanner	36	3.45
J 1044	Remover—Gear Shift Lever	21	1.60	J 1373-A	Remover—Steering Arm	43	2.35
J 1045	Compressor—Bearing Oil Seal	7	8.85	J 1374	Puller—Pitman Arm	43	8.15
J 1047	Wrench—Starter Motor	7	1.95	J 1375-A	Replacer—Companion Flange	21	13.25
				J 1376	Puller—Pitman Arm	43	5.20

PART NO.	DESCRIPTION	PAGE	PRICE	PART NO.	DESCRIPTION	PAGE	PRICE
J 1376-H	Puller—Pitman Arm	43	\$5.90	J 1542	Gauges—Trans. Shift Collar	22	\$.80
J 1377	Gauge—Caster & Camber	43	17.55	J 1543-A	Cylinder Block Air Gun	9	4.65
J 1378	Compressor—Valve Spring	8	5.50	J 1556	Installer—Axle Oil Seal	22, 37	12.95
J 1380-1	Flange—Hub Puller	36	11.95	J 1568	Driver—Overdrive Gear Bush.	22	3.25
J 1380-8	Spacer—Hub Puller	36	.90	J 1569	Replacer—Main Gear Oil Seal	22	4.85
J 1381	Service Set—Steer Bushing	43	33.00	J 1570	Replacer—Drive Gear Bearing	22	4.85
J 1382	Service Set—Steer Bushing	43	33.00	J 1571-A	Index Tool—Shifter Fork	22	1.80
J 1384	Reamer—Knuckle Recess	43	2.35	J 1577-G	Carburetor Tool Set	9	34.95
J 1385	Reamer—Knuckle Recess	43	2.35	J 1580	Jacks—Engine (2)	9	3.15
J 1390	Aligner—Shift Gear	21	.35	J 1581	Hooks—Car Lift (2)	43	32.80
J 1404	Cap—Cooling Test	8	2.85	J 1588	Wrench—Map Light	50	2.80
J 1409	Levers—Trans. Snap Ring (2)	21	1.60	J 1589	Wrench—Light Switch	50	2.80
J 1410	Gauge—Trans. Shift Center	21	.60	J 1592	Wrench—Steer. Worm Bearing	44	3.10
J 1411	Socket—Pinion Shaft Nut	36	1.80	J 1593	Wrench—Steer. Worm Bearing	44	3.40
J 1412	Puller—Companion Flange	21	8.05	J 1594-X	Adapter—Steer. Wheel Puller	44	7.65
J 1413-A	Stand—Transmission Holding	21	7.15	J 1595	Assembly Tool—Countershaft	22	3.00
J 1415-A	Assembly Tool—Countershaft	21	4.05	J 1596	Puller—Pitman Arm	44	6.15
J 1417-A	Feelers—Brake	49	1.05	J 1600-A	Aligner—Speedfinder	22	.80
J 1418-A	Remover—Clutch Bushing	18	9.35	J 1603-A	Adjuster—Brake Shoe	49	1.10
J 1419	Rem. & Rep.—W. Pump Bushing	8	2.00	J 1604	Burnish Set—Piston Bushing	9	16.10
J 1421	Installer—Snap Ring	18	2.30	J 1609	Gauge—Transmission Lever	22	.85
J 1425	Aligner—Clutch	18	3.70	J 1610	Driver—Crank Brg. Oil Pack	9	8.75
J 1427	Rem. & Repl.—Con. Rod Bushing	8	2.30	J 1611-A	Adapter—Shock Filler Gun	48	.45
J 1428	Light—Distributor Setting	8	2.70	J 1612	Compressor—Valve Spring	9	7.90
J 1429-B	Replacer—Valve Guide	8	10.40	J 1613	Remover Set—Pinion Brg. Cup	37	45.50
J 1433-1	Replacer—Wheel Brg. Race	36	4.70	J 1614	Driver—Pitman Bushing	22, 44	4.15
J 1434	Pins—Transmission Guide (2)	22	1.50	J 1615	Driver—Pitman Bushing	44	5.80
J 1435	Aligner—Clutch	18	2.40	J 1617	Assembly Tool—Countershaft	22	1.15
J 1436	Puller—Bearing & Oil Seal	36	12.90	J 1619	Puller—Prop. Shaft Bearing	22, 37	10.75
J 1436-8	Adapter—Axle Shaft Remover	36	1.50	J 1622-A	Lift Hooks—Front End	44	12.50
J 1436-9	Adapter—Shackle Pin Rem.	48	2.85	J 1622-B	Spreader Sling—Front Lift	44	11.25
J 1439	Press Plate—Pinion Bearing	36	4.05	J 1625	Aligner—Clutch	18	3.60
J 1440	Press Plate—Pinion Bearing	36	3.80	J 1626	Remover—Ball Stud	44	1.95
J 1441	Aligner—Pedal Shaft	18	1.85	J 1631	Gauge—Caster Checking	44	10.30
J 1442	Gauge—Steer. Arm Centering	43	14.25	J 1636-B	Hoist—Transmission Lift	25, 31	49.75
J 1446	Installer—Water Pump Shaft Slinger	8	1.45	J 1636-SA-5	Eye Bolt—Trans. Lift	25, 31	2.05
J 1447	Gauge—Steering Centering	43	3.25	J 1638-A	Spring Tool—Hood	50	17.00
J 1448	Puller—Pilot Bearing	18	4.40	J 1643	Lubricator—Windshield	50	1.20
J 1449	Loader—Needle Bearing	22	2.40	J 1644-B	Puller—Wheel Hub	37	28.15
J 1450-B	Service Set—Trans. Bushing	22, 25	51.50	J 1648	Installer—Trans. Shaft Brg.	22	9.50
J 1451	Bushing Press—Front Spring	43, 48	6.25	J 1649	Support Block—Piston Bush.	9	6.05
J 1452-5	Bushing—Vac Cyl Adjusting	22	.70	J 1650	Gauge—Clutch Spring Lever	19	3.70
J 1453	Press Plate—Pinion Bearing	22, 37	3.50	J 1653	Gauge—Throttle Linkage	25	2.25
J 1454	Remover—Oil Check Valve	8	4.00	J 1654	Driver—Reverse Unit Brg.	25	5.50
J 1455-A	Reamer—W/Pump Seal Seat	8	9.35	J 1656-CA	Fixture—Cyl. Head Hold.	9	45.70
J 1456	Installer—W/Pump Seal	8	12.50	J 1662	Driver—Idler Bushing	23	4.65
J 1458	Remover—Mainshaft Snap Rg	25	2.00	J 1674	Rem. & Rep.—Piston Bushing	9	3.35
J 1459	Holder—Servo Drum	25	1.50	J 1675	Holder—Clutch Spring	19	4.15
J 1463	Holder—Trans Auxiliary	25	2.70	J 1681	Remover—Brake Anchor Sprg.	49	4.15
J 1464	Gauge—Drive Gear	25	.80	J 1691	Retainer Tool—Clutch Hub	25	.70
J 1465	Rod—Indicator Extension	25	1.60	J 1693-A	Gauge—Front Servo	25	7.90
J 1468	Gauge—Carb. to Bellcrank	25	.70	J 1696-SA-1	Fixture—Brake Shoe Adjust.	49	18.75
J 1470	Gauge—Bellcrank	25	1.80	J 1720-A	Refinisher—Water Pump Seat	9	34.15
J 1475	Gauge—Carb. Pump Stroke	8	3.90	J 1776-A	Installer—Cover Oil Seal	25	10.75
J 1488	Driver—Differential Bearing	22, 37	7.35	J 1786	Turn Tool—Flywheel	9	8.90
J 1492	Wrench—Brake Bleeder	49	1.25	J 1856	Gauge—Distributor Feeler	9	1.00
J 1498-A	Socket Set—Connecting Rod	8	13.60	J 1859	Puller—Steering Wheel	44	7.15
J 1499	Install. Set—Trans. Snap Ring	22	8.55	J 1861	Gauge—Power Shift Adjust.	44	.55
J 1501	Cutter—Water Pump Facing	8	4.50	J 1870	Driver—Crank Oil Seal	9	3.40
J 1507-A	Gauge—Clutch Finger Adj.	18	8.40	J 1872	Gauge—Transmission Lever	23	.70
J 1515	Remover—Axle Lock Washer	37	2.00	J 1871	Wrench—Radio Mount. Nut	50	2.65
J 1522-A	Driver—Pilot Bearing	18	3.75	J 1877	Spacer—Clutch Hub	25	4.30
J 1525	Protector—Trans. Syn. Ring	22	8.25	J 1941	Reamer—Counterbore Valve	9	5.55
J 1526	Protector—Trans. Syn. Ring	22	8.20	J 1942-A	Installer—Trans. Oil Seal	25	7.90
J 1535	Press Plate—Pinion Bearing	37	3.80	J 1944	Bolts—Engine Lifting (2)	9	5.35
J 1537	Compressor—Oil Sleeve Ring	25	3.75	J 1946	Bolts—Engine Lifting (2)	9	4.45
J 1538	Clip Set—Grille Fin	50	3.45	J 1953	Insertor—Valve Lock	9	1.95

PART NO.	DESCRIPTION	PAGE	PRICE	PART NO.	DESCRIPTION	PAGE	PRICE
J 1987	Lift. Hook Set—Car	44	\$11.40	J 2243	Driver—Prop. Shaft Bushing	38	\$9.35
J 2027	Locator—Axle Shaft Seal	37	4.45	J 2244	Remover—Pinion Bearing	38	8.55
J 2029	Bender—Throttle Lever	25	6.75	J 2245	Remover—Pinion Bearing	38	5.45
J 2031	Driver—Knuckle Pin	44	3.35	J 2248	Driver—Knuckle Bushing	44	4.05
J 2032	Locator—Axle Shaft Seal	37	4.50	J 2250	Service Set—Camshaft Brg.	10	32.25
J 2033	Driver Set—Bellcrank	44	9.35	J 2492	Wrench—Brake 15/16" Hex	49	4.35
J 2034	Driver—Valve Guide	9	13.30	J 2493	Wrench—Brake 5/16" Allen	49	.80
J 2035	Holder—U Joint Flange	23	9.50	J 2494	Post—Flywheel Runout	23	1.75
J 2036	Puller Set—Cam Bearing	9	45.80	J 2496	Spacer Wrench—Pinion	38	5.35
J 2037	Driver—Pinion Oil Seal	37	5.60	J 2497-A	Remover—Diff. Bearing	38	11.70
J 2038	Driver—Trans. Oil Seal	23	6.05	J 2498-A	Remover—Axle Shaft Brg.	38	16.70
J 2039	Protector—Trans. Syn. Ring	23	6.10	J 2499	Gauge—Pinion Setting	38	48.30
J 2040	Protector—Trans. Syn. Ring	23	6.10	J 2531	Replacer—Pinion Brg. Cup	38	7.15
J 2043	Spreader—Support Arm	44	4.10	J 2532	Replacer—Pinion Brg. Cup	38	6.65
J 2044	Spreader—Support Arm	44	8.30	J 2533	Replacer—Pinion Brg. Cup	38	8.05
J 2045	Gauge—Clutch Aligning	19	13.65	J 2534	Replacer—Pinion Brg. Cup	38	7.60
J 2046	Puller—U Joint Flange	37	7.30	J 2537-A	Adapters—Spring Unloader	48	8.65
J 2092	End Play Tool—Axle Shaft	37	3.30	J 2539	Replacer—Axle Oil Seal	39	8.80
J 2100	Replacer—Differential Brg.	37	7.70	J 2540	Gauge—Pressure Checking	26	5.75
J 2104	Replacer—Differential Brg.	37	7.90	J 2541-A	Stand—Transmission Hold.	26, 23	22.60
J 2122	Cleaner—Valve Guide	9	4.20	J 2542	Remover—Valve Guide	10	1.55
J 2124	Indicator—Clutch Runout	19	7.30	J 2544-A	Pin Set—Linkage Adjusting	26	1.90
J 2126	Tool Set—Control Arm	44	13.15	J 2545	Gauge—Throttle Lever	26	3.60
J 2130-B	Nozzle Set—Oil Checking	10	23.95	J 2548	Aligning Set—Flywheel	26, 23	34.30
J 2144	Planet Service Set	25	9.80	J 2549	Fixture—Torus Cover Check	26	4.00
J 2153	Remover—Tight Valve	10	5.75	J 2551	Replacer—Cross Shaft Bush.	44	24.50
J 2155	Socket—Connecting Rod	10	.95	J 2552	Puller—Axle Shaft	39	10.15
J 2157	Driver—Pilot Bearing	19	8.05	J 2553	Gauge—Hydraulic Tappet	10	1.70
J 2159	Replacer—Axle Oil Seal	37	4.60	J 2554	Driver—Axle Oil Seal	39	6.05
J 2162	Puller—Pitman Arm	44	8.15	J 2555	Replacer Set—Piston Bush.	10	24.10
J 2163	Holder—Cylinder Head	10	46.55	J 2556	Gauge—Steering Centering	44	3.40
J 2169	Puller—Main Shaft Bearing	23	11.30	J 2557	Puller—Steering Wheel	45	4.15
J 2170	Installer—Cover Oil Seal	26	7.70	J 2559	Bar—Countershaft Assembly	23	2.55
J 2173	Spacer—Front Drum	26	1.25	J 2560	Gauge—Axle End Play	39	3.25
J 2174	Bracket—Clutch Hub Ret.	26	.90	J 2561	Pilot—Piston Pin Assembly	10	2.25
J 2175	Swaging Set—Planet Pinion	26	10.05	J 2562	Arbor—Engine Cover Align.	10	3.20
J 2177	Pilot—Trans. Assembly	23	1.05	J 2563	Clamp—Clutch Gear	23	1.45
J 2182	Remover—Ball Brg. Retainer	26	2.50	J 2564	Replacer Set—Knuckle Bush.	45	36.55
J 2183	Rivet Set—Governor Flange	26	5.90	J 2565	Puller & Driver—Jacket Brg.	45	7.75
J 2184-A	Socket Set—Pump Holder	26	2.95	J 2568	Wrench—Wiper Shaft	51	.60
J 2185	Flare Tool Set—1/4" 45 Deg.	52	23.95	J 2569	Wrench—Wiper Shaft	51	4.15
J 2185-24	Deburring Tool	52	3.70	J 2571-A	Wrench—Universal Joint Nut	39	6.10
J 2187	Holder—Planet Carrier	26	3.35	J 2571-B	Wrench—Differential Preload	39	11.40
J 2189	Seal Set—Weatherstrip	50	13.95	J 2572	Puller—Pitman Arm	45	6.55
J 2190	Holder—Planet Assembly	26	14.30	J 2573-A	Carburetor Tool Set	10	27.10
J 2191	Spacer—Drive Gear	26	1.05	J 2574	Press Plate—Pinion Bearing	39	11.70
J 2195	Fixture—Throttle Checking	26	1.40	J 2575	Gauge—Oil Pressure	28	4.55
J 2196-A	Jig—Ring Gear Riveting	37	55.80	J 2576	Puller—U Joint Flange	39	8.75
J 2197	Gauge—Pinion Setting	37	58.75	J 2577	Driver—Valve Guide	10	8.15
J 2199	Protector—Sector Oil Seal	44	3.40	J 2580	Driver—Valve Guide	10	3.10
J 2200	Puller—Steering Arm Bolt	44	8.30	J 2581	Arbor—Clutch Aligning	19	11.40
J 2204-A	Pusher—Flange & Bearing	37	5.85	J 2582	Puller—Vibration Damper	10	13.85
J 2207	Gauge—Clutch Lever Setting	19	4.50	J 2584	Gauge—Clutch Lever	19	.35
J 2221-A	Driver—Wheel Hub Seal	37	6.60	J 2586	Fixture—Torus Cover Check	26	5.20
J 2222	Wrench—Axle Bearing Nut	38	8.70	J 2587	Guide—Mainshaft End Play	26	6.35
J 2223	Driver—Wheel Bearing Race	38	6.65	J 2590	Compressor—Clutch Spring	28	15.70
J 2224	Press Plate—Pinion Bearing	38	3.20	J 2591	Finger—Linkage Hook-Up	28	2.85
J 2225	Press Plate—Pinion Bearing	38	3.35	J 2592	Stator Tool—Assembly	28	1.15
J 2226	Driver—Differential Bearing	38	7.15	J 2595	Clip—Trans. Band Installing	28	1.85
J 2227	Driver—Pinion Cage Race	38	7.95	J 2596	Gauge—Converter Clearance	28	9.40
J 2228	Press Plate—Pinion Bearing	23, 38	4.90	J 2597	Installer—Torque Ball	23	6.75
J 2229	Press Plate—Pinion Bearing	38	5.15	J 2602	Wrench—Wiper & Radio	51	.50
J 2230	Driver—Wheel Bearing Race	38	10.20	J 2619-A	Slide Hammer Only	19, 39	6.35
J 2231	Driver—Pinion Oil Seal	38	5.60	J 2623	Collet—Trans. Oil Seal	23, 27	8.55
J 2232	Driver—Wheel Bearing Race	38	4.75	J 2625	Gauge—Trunnion Centering	45	2.75
J 2241-A	Puller—Differential Bearing	38	12.95	J 2626	Replacer—Axle Oil Seal	39	5.35
J 2242	Driver—Differential Bearing	38	6.75	J 2628	Remover—Idler Arm Bushing	45	2.95

PART NO.	DESCRIPTION	PAGE	PRICE	PART NO.	DESCRIPTION	PAGE	PRICE
J 2629	Reamer—Idle Arm Bushing	45	\$6.55	J 2938	Remover—Pinion Brg. Race	40	\$3.30
J 2631-A	Depressor—Trim Pad	51	1.60	J 2939	Installer—Pinion Brg. Race	40	3.25
J 2632	Assembly Tool—Countershaft	23	3.30	J 2940	Driver Handle	40	2.50
J 2633	Replacer—Shift Fork Seal	23	3.80	J 2943	Replacer—Pinion Brg. Cup	40	3.60
J 2635-A	Replacer—Valve Guide	10	3.65	J 2944	Replacer—Pinion Brg. Cup	40	3.60
J 2636	Puller—Vibration Damper	10	10.75	J 2945	Scale—Distributor Check	11	3.80
J 2637	Holder—Companion	39	10.25	J 2948	Driver—Piston Pin Bushing	11	2.30
J 2639	Replacer—Pinion Brg. Oil Seal	39	8.40	J 2949	Burnisher—Piston Pin Bush.	11	14.50
J 2640	Remover—Pinion Bearing Cone	39	3.65	J 2950	Block—Piston Bush. Burnish.	11	2.90
J 2641	Remover—Axle Brg. Cone	39	2.25	J 2951	Block—Piston Bush. Burnish.	11	3.55
J 2643	Replacer—Pinion Brg. Cone	39	5.60	J 2952-A	Replacer—Steer. Jacket Brg.	45	4.95
J 2644-A	Remover—Pinion Brg. Cup	39	2.40	J 2953	Gauge—Steer. Arm Centering	45	17.85
J 2645	Remover—Pinion Brg. Cup	39	2.85	J 2955	Remover—Main Bearing Cap	11	6.25
J 2646	Replacer—Diff. Bearing Cone	39	6.95	J 2956	Spring Tool—Over Center	19	6.40
J 2647	Remover—Pinion Oil Seal	39	11.15	J 2958	Rem. & Rep.—Control Arm	45	3.00
J 2648	Gauge—Trans. Feeler	28	.70	J 2959	Puller—Oil Pump Gear	11	4.35
J 2650	Gauge—Gear Backlash	27	4.15	J 2963	Remover—Tie Rod Stud	45	11.20
J 2653	Fixture—Cyl. Head Holding	10	49.25	J 2964	Wrench—Brake 1-1/16" Hex.	49	4.35
J 2654-A	Slide Hammer Only	39, 48	6.35	J 2965	Wrench—Brake 3/8" Allen	49	.85
J 2655	Remover—Trans. Access Cap	28	2.75	J 2966	Tester—Valve Lifter	12	5.15
J 2657	Gauge—Anchor Piston	28	2.65	J 2967	Attachment—Engine Lifting	12	8.95
J 2659	Holder—Companion Flange	23	10.80	J 2969	Pins—Cyl. & Trans. Assy.	12, 24	1.95
J 2667	Press—Mainshaft Brg. Assy.	23	16.55	J 2971	Wrench—Comp. Flange Nut	40	2.20
J 2668	Reamer—Idle Gear Bushing	24	11.25	J 2975	Wrench—Wheel Bearing Nut	40	2.25
J 2669	Remover—Clutch Gear	24	5.05	J 2981	Hooks—Front Suspension (2)	45	5.20
J 2670	Spanner—Clutch Brg. Nut	24	2.95	J 2982	Puller—Steering Wheel	45	7.60
J 2671	Driver—Third Speed Bush.	24	6.95	J 2983	Remover—Prop. Shaft Coupl.	40	8.55
J 2672	Wrench—Cyl. Head Stud	11	2.75	J 2984	Puller—Axle & Prop. Flange	40	10.75
J 2679	Switch—Remote Starter	11	2.90	J 2985	Installer—Clutch Pilot Brg.	19	3.05
J 2680	Staking Tool—Idle Bushing	24	6.50	J 2986	Remover Set—Axle Bearing	40	20.85
J 2681-A	Adjuster—Servo Band	27	19.75	J 2991	Wrench—Wiper Control Nut	51	3.90
J 2682	Burr Tool—Windshield Wiper	51	5.00	J 2995	Installer—Brg. & Snap Ring	24	5.25
J 2726	Collet—Trans. Oil Seal	24, 27	8.55	J 2996	Replacer—Planet Carrier Bush.	28	2.20
J 2730	Insertor—Valve Lifter Ring	11	1.30	J 2997	Remover & Replacer—Rear Brg. Ret.	28	3.55
J 2731	Tap—Cylinder Block	11	3.95	J 2998	Wrench—Caster-Camber Adj.	45	3.95
J 2749	Refinish Set—Water Pump	11	13.75	J 2999-A	Refinisher—W/Pump Seat	12	28.15
J 2767	Insertor—Weatherstrip	51	4.45	J 3041	Milling Tool—Fender Weld	51	9.85
J 2769	Wrench—Door Handle	51	2.00	J 3042	Yoke—Transmission Thrust	24	5.30
J 2770	Adjuster—Door Lock	51	2.25	J 3044	Puller—Steering Wheel	45	8.20
J 2772	Insertor—Headlining	51	1.75	J 3045	Gauge—Converter Clearance	28	8.45
J 2774	Service Set—Flywheel Dowel	27	21.20	J 3046	Adjuster—Generator Belt	12	4.00
J 2776	Install Set—Cover Oil Seal	11	9.10	J 3048-A	Installer—Bearing Oil Seal	12	7.95
J 2778	Fixture—Water Pump Hold.	11	13.25	J 3049	Remover—Valve Lifter	12	3.15
J 2779	Compressor—Main Brg. Pack.	11	9.75	J 3053	Wrench—Antenna Control	51	1.75
J 2781	Remover—Tie Rod End	45	6.60	J 3056	Reamer—Pitman Shaft Bush.	45	7.90
J 2782	Bracket—Engine Lifting	11	4.45	J 3057	Reamer—Steer. Knuckle Bush.	45	6.70
J 2789	Driver—Piston Pin	11	2.90	J 3058	Reamer—Steer. Knuckle Bush.	45	6.70
J 2790	Driver—Piston Pin Bush.	11	2.85	J 3059	Reamer—Valve Guide	12	2.20
J 2791	Burnisher—Piston Pin Bush.	11	28.00	J 3060	Reamer—Valve Guide	12	2.20
J 2792	Puller—Steer. Jacket Brg.	45	10.95	J 3062	Remover—Valve Stem Guide	12	1.75
J 2793	Installer—Water Jacket Plug	11	3.95	J 3063	Camshaft Bearing Set	12	42.20
J 2794	Gauge—Oil Pump Distributor	11	4.85	J 3064	Holder—Cylinder Head	12	26.80
J 2795	Remover—Pedal Rod	49	6.60	J 3065	Gauge—Throttle Lever	27	3.95
J 2799	Wrench—Water Pump	11	4.85	J 3066	Installer—Valve Stem Guide	12	6.10
J 2807	Bender—Throttle Lever	27	6.75	J 3067	Replacer—Rear Hub Oil Seal	40	7.15
J 2808	Rem. & Repl.—Transmission	24, 27	12.75	J 3068	Fixture—Engine Support	12	10.25
J 2814	Remover—Valve Guide	11	7.75	J 3069-A	Installer—Axle Oil Seal	40	7.20
J 2827	Clinching Tool—Lock Nut	39	3.45	J 3073	Reamer—Valve Counterbore	12	5.35
J 2895	Remover—Shifter Fork Screw	24	2.50	J 3074	Tester—Valve Lifter	12	2.20
J 2896	Remover—Hood Spring (2)	51	3.25	J 3075	Pry Bar—Hood Hinge Spring	51	10.35
J 2926	Hole Saw—Spotlight	51	4.50	J 3080	Remover—Camshaft & Sprkt.	12	16.25
J 2927-A	Puller—Steering Wheel	45	12.75	J 3081	Assy. Tool—Primary Stator	28	1.15
J 2933	Holder—Companion Flange	39	7.95	J 3082	Expander—Wheel Brg. Seal	45	2.25
J 2934	Press Plate—Pinion Bearing	39	4.85	J 3085	Gauge—Shift Control Link	28	2.15
J 2935	Press Plate—Pinion Bearing	39	3.30	J 3175	Remover & Replacer—Case Bush.	28	13.40
J 2936-A	Remover—Pinion Brg. Race	40	2.95	J 3176	Checking Tool—Hyd. Valve Tappet	12	5.95
J 2937	Installer—Pinion Brg. Race	40	5.00	J 3181	Remover—Hood Spring	51	19.95

PART NO.	DESCRIPTION	PAGE	PRICE	PART NO.	DESCRIPTION	PAGE	PRICE
J 3182	Replacer—St. Gear Bg. Cup	45	\$4.00	J 4145	Remover & Replacer—Steering		
J 3183	Remover—Steer. Gear Bg. Cup	45	10.65		Knuckle Bush. & Brg.	46	\$9.95
J 3184	Gauges—Control Arm (2)	46	2.40	J 4146	Puller—Steering Wheel	46	16.95
J 3185	Remover—Rear Bg. Snap Ring	24	1.35	J 4147	Remover & Replacer—Steering		
J 3189	Reamer—Steering Idler	46	7.05		Bell Crank	46	5.95
J 3190	Wrench—Door Handle Screw	51	1.00	J 4153	Puller—Wheel	41	13.20
J 3197	Remover—Planet Carrier Bushing	28	9.05	J 4158	Pins—Throttle Linkage Adj.	27	1.25
J 3209	Wrench—Pivot Shaft Nut	51	3.50	J 4159	Handles—Cyl. Head Removing	13	7.95
J 3210	Aligner—Con. Rod	12	45.50	J 4161	Remover & Replacer—Rear Spring		
J 3211-A	Puller—Water Pump Impellor	12	16.65		Bushing	48	15.00
J 3217	Adapter—Valve Holder	12	5.05	J 4164	Hydra-Matic Adapter for Models		
J 3224	Guide Set—Con. Rod Bolt	13	.75		"27" & "63" Hoists	27, 32	6.90
J 3225	Rem. & Repl.—Rear Spring Bush.	46	7.95		Model "27" Hoist complete with		
J 3227	Wrench—Overdrive Governor	24	2.95		Hydra-Matic Adapter	33	127.75
J 3230	Installer—Pinion Brg. Cup	40	4.90		Model "63" Hoist complete with		
J 3231	Remover—Pinion Brg. Cup	40	2.70		Hydra-Matic Adapter	32	175.00
J 3232	Adjuster—Diff. Side Brg.	40	4.75	J 4170	Adjusting Tool—Generator Belt	13	2.95
J 3233-A	Carburetor Tool Set	13	29.25	J 4172	Remover & Replacer—Distributor		
J 3234	Installer—Pinion Brg. Cup	40	4.20		Bushing	13	8.95
J 3235	Remover—Pinion Brg. Cup	40	3.65	J 4174	Remover—U-Joint Brg. Cap	41	3.70
J 3243	Installer—Pinion Brg. Cup	40	3.50	J 4176	Remover—Front Cover Oil Seal	13	11.95
J 3244	Installer—Pinion Oil Seal	40	4.85	J 4177	Replacer—Front Cover Oil Seal	13	12.80
J 3245	Installer—Pinion Oil Seal	40	6.10	J 4179	Support Tool—Engine	27	14.85
J 3246	Installer—Diff. Side Brg.	40	3.80	J 4182-A	File Set—Voltage Regulator	13	5.25
J 3248	Installer—Diff. Side Brg.	40	3.80	J 4186	Gauge—Float Level	13	.30
J 3249	Spacer & Installer—W/Pump Shaft	13	2.55	J 4238	Dynaflow Adapter for Model "27"		
J 3250	Puller—Diff. Side Brg.	41	12.50		Hoist	28, 33	11.95
J 3261	Carburetor Tool Set	13	17.80		Model "27" Hoist complete with		
J 3264	Replacer Set—Pinion Yoke	41	19.20		Dynaflow Adapter	33	132.80
J 3273	Shank & Cutter Set—Water Pump	13	11.45	J 4240	Driver—Front Pump Seal	29	5.55
J 3274	Puller—Steering Wheel	46	9.00	J 4245	Pliers—Accumulator Retaining		
J 3286	Pliers—Hog Ring	51	2.70		Snap Ring	29	1.05
J 3288	Carburetor Tool Set (Master)	13	70.50	J 4251	Spreader—Upper Control Arm	46	6.85
J 3289	Fixture—Diff. Carrier	41	23.80	J 4258	Remover—Torque Tube Front &		
J 3295	Remover—Steering Arm Ball Stud	46	1.30		Rear Bush.	41	12.30
J 3296	Gun—Body Cement	51	2.20	J 4259	Installer—Torque Tube Rear Bush.	41	9.30
J 3310	Bending Tool—Throttle Lever	27	6.75	J 4260-A	Gauge—Trans. End Clearance	29	9.95
J 3360	Shields—Asbestos Arm	13	3.50	J 4261	Assembly Tool—Modulator	29	.85
J 3361	Fixture—Transmission Assembly	29	50.75	J 4262	Sling—Trans. Lifting	29	3.75
J 3362	Installer—Stator Race	29	4.00	J 4263	Driver—Front Pump	29	13.95
J 3364	Compressor—Clutch Spring	29	4.00	J 4264	Filler Tube & Funnel—Trans. Oil	29	9.50
J 3365	Compressor—Servo Ring	29	4.95	J 4266	Assy. Hooks—Cylinder Head	14	6.15
J 3377	Compressor—Piston Apply Spring	29	2.50	J 4268	Gauge—Trans. Oil Pressure	29	5.75
J 3383	Remover & Repl.—Park. Lock Pawl	29	3.65	J 4270	Gauge—Transmission Pressure	30	6.80
J 3387	Stud Set—Transmission Pilot	29	3.95	J 4274	Assembly Tools—Hyd. Valve Lifter	14	4.15
J 3455	Stud Set—Cyl. Head Guide	13	2.10	J 4275	Remover—Trans. Rear Bearing	29	6.90
J 3438	Micrometer—Crankshaft	52	24.75	J 4276	Installer—Trans. Rear Brg.	29	15.45
J 3439	Micrometer—Journal	52	14.65	J 4277	Wrench—Servo Band Adj.	29	7.50
J 3445-36	4" Height Adapter	32	2.65	J 4279	Hoist—Trans.	29, 31	49.75
J 3448	Fixture—Piston Pin Fitting	13	29.50	J 4281	Indexing Tool—Flywheel	29	6.00
J 3488	Car Stands—Quik-Set (Pr.)	52	15.00	J 4283	Fixture—Spline Alignment	30	39.95
J 3489	Car Stands—Quik-Set (Pr.)	52	10.00	J 4284	Studs—Trans. Pilot	30	.90
J 3955	Setting Tool—Distributor Point	13	20.85	J 4285	Adj. Tool—Brake Band	30	6.25
J 3957	Spreader—Upper Control Arm	46	8.95	J 4286	Flange—Converter Alignment	30	21.40
J 3961	Dynaflow Adapter for Model "63"			J 4287	Studebaker Adapter for Models		
	Hoist	28	26.90		"27" & "63" Hoists		26.50
	Model "63" Hoist Complete with				Model "27" Hoist Complete with		
	Dynaflow Adapter	32	195.00		Studebaker Adapter	33	145.65
J 4050	Spacer—Pinion Shaft	41	1.30		Model "63" Hoist Complete with		
J 4129	Packard Ultra-Matic Adapter for				Studebaker Adapter	32	192.65
	Models "27" and "63" Trans-			J 4290	Installer—Torque Tube Bushing	41	5.70
	mission Hoists	33	12.50	J 4291	Compressor—Piston Ring	14	2.00
	Model "27" Hoist complete with			J 4353	Tool Set—Hydra-Matic Clutch	27	17.95
	Ultra-Matic Adapter	32	133.35	J 4375	Remover & Replacer Set—Turbine		
	Model "63" Hoist complete with				Bushing	29	13.75
	Ultra-Matic Adapter	33	180.60	J 4383	Puller—Clutch Pilot Brg.	19	8.55
J 4139	Adapter—Fan Belt Adj.	13	3.95	J 4387	Cutter—Set	14	42.75

PART NO.	DESCRIPTION	PAGE	PRICE	PART NO.	DESCRIPTION	PAGE	PRICE
J 4388	Wrench—Steering Gear Adj.	46	\$3.55	KMO 187-3	Wrench—Cylinder Head	14	\$2.20
J 4389	Gauge—Clutch Finger Setting	19	8.75	KMO 187-10	Wrench—Cylinder Head	14	2.40
J 4390	Remover & Replacer—Speedometer Gear	24	4.30	KMO 213	Tester—Compression	14	10.00
J 4391	Adjusting Fixture—Throttle Linkage	30	2.25	KMO 225-1	Reamer—Oversized King Pin	46	5.10
J 4396	Depressor—Accelerator Pedal	14	2.25	KMO 225-2	Reamer—Oversized Knuckle	46	6.40
J 4420	Wrench—Flywheel Turning & Drain Plug	28		KMO 226-1	Reamer—Oversized King Pin	46	5.65
J 4424	Wrench—Torque	53	22.50	KMO 226-2	Reamer—Oversized King Pin	46	7.50
J 4425	Wrench—Torque	53	22.50	KMO 230	Cleaner—Distributor Cap	14	.60
J 4426	Wrench—Torque	53	20.75	KMO 233-B	Gauge—Tappet Feeler	15	.45
J 4427	Wrench—Torque	53	28.50	KMO 242-A	Socket—Connecting Rod	15	1.00
J 4434	Wrench—Torque	53	15.50	KMO 250	Bushing Reamer—Steering Knuckle	46	9.40
J 4435	Wrench—Torque	53	15.50	KMO 267-B	Carburetor Tool Set	15	15.75
J 4436	Wrench—Torque	53	14.95	KMO 268	Carburetor Tool Set	15	8.25
J 4437	Wrench—Torque	53	18.25	KMO 297-A	Expander—Ring 3 1/4"		2.95
J 4455	Indicator—Last Word Dial	24	24.50	KMO 297-B	Expander—Ring 3 3/8"		2.95
J 4460	Compressor—Piston Ring	14	2.00	KMO 297-C	Expander—Ring 3 1/2"		2.95
J 4461	Compressor—Piston Ring	14	2.00	KMO 297-D	Expander—Ring 3 7/16"		2.95
J 4477	Bearing Service Tool Set—Steering Knuckle	46	21.65	KMO 297-E	Expander—Ring 3 3/8"		2.95
J 4559	Model "27" Transmission Holst	33	120.85	KMO 297-F	Expander—Ring 3 5/16"		2.95
	Model "27" Hydraulic Holst Complete with Dynaflo Adapter		132.80	KMO 297-G	Expander—Ring 3 3/8"		2.95
	Model "27" Hydraulic Holst Complete with Hydra-Matic Adapter		127.75	KMO 297-H	Expander—Ring 3 3/8"		2.95
	Model "27" Hydraulic Holst Complete with Studebaker Automatic Transmission Adapter		145.65	KMO 297-I	Expander—Ring 3 3/8"		2.95
	Model "27" Hydraulic Holst Complete with Ultramatic Adapter		133.35	KMO 297-J	Expander—Ring 4 1/8"		9.30
J 4560	Model "63" Transmission Holst	32	168.10	KMO 297-K	Expander—Ring 4 3/8"		9.30
	Model "63" Hydraulic Holst Complete with Dynaflo Adapter		195.00	KMO 297-L	Expander—Ring 3"		2.95
	Model "63" Hydraulic Holst Complete with Hydra-Matic Adapter		175.00	KMO 297-M	Expander—Ring 3 1/8"		2.95
	Model "63" Hydraulic Holst Complete with Studebaker Automatic Transmission Adapter		192.65	KMO 297-N	Expander—Ring 3 1/8"		2.95
	Model "63" Hydraulic Holst Complete with Ultramatic Adapter		180.60	KMO 297-O	Expander—Ring 4 13/16"		9.30
J 5071	Gauge—Rear Servo	27	1.25	KMO 297-P	Expander—Ring 3 3/8"		2.95
J 5091	Gauge—Gas Per Mile	14	29.50	KMO 297-Q	Expander—Ring 3 3/4"		2.95
K 224	Remover—Wheel Brg. Cup	41, 46	1.55	KMO 297-R	Expander—Ring 3 13/16"		2.95
K 318	Driver—Knuckle Bushing	46	3.05	KMO 312-1	Reamer—Oversize King Pin	46	7.20
K 342	Press Plate	24	4.80	KMO 312-2	Reamer—Oversize Knuckle	46	8.85
K 343	Press Plate—Speed Gear	24	3.85	KMO 314	Reamer—Water Pump Bush	15	4.45
K 353	Wrench—Gear Shift Lever	24	6.80	KMO 318	Light—Engine Timing	15	18.00
K 386	Assembly Tool—Countershaft	24	5.25	KMO 334	Wrench—Clutch Shaft	27	4.85
K 410	Driver—Pilot Bearing	19	8.55	KMO 338	Reamer—Idler Gear Bush	24	5.15
K 411	Pilot Tool—Clutch	19	8.05	KMO 346	Punch—Door Handle Pin	51	.50
K 427	Driver Head—Axle Bearing	41	4.00	KMO 349	Reamer—Idler Gear Bush	24	9.50
K 445-B	Puller—Pilot Brg. Retainer	19	18.60	KMO 357	Insert—Piston	15	1.90
K 463-B	Driver Set—Wheel Brg. Cup	46	13.35	KMO 366	Wrench—Support Arm Bush	47	2.55
KMO 3-A	Cutter—Tube	53	2.50	KMO 369	Wrench—Governor Switch	24	3.40
KMO 30	Dial Indicator Set	53	17.75	KMO 410	Snap Ring Pliers	29	2.25
KMO 30-B	Dial Indicator	53	12.25	KMO 436-1	Micrometer—(0" to 1")	53	10.50
KMO 30-F	Hole Attachment	53	2.50	KMO 436-2	Micrometer—(1" to 2")	53	11.50
KMO 30-G	Indicator Clamp	53	1.75	KMO 436-3	Micrometer—(2" to 3")	53	12.50
KMO 30-K	Indicator Sleeve	53	1.25	KMO 436-4	Micrometer—(3" to 4")	53	13.50
KMO 65-B	Holder—Screw	53	.70	KMO 449-A	Screwdrivers—Clutch Head	52	4.50
KMO 105-B	Reseater Set—Valve	14	50.50	KMO 462	Brush Set—Engine Cleaning	15	6.45
KMO 122	Cleaner—Valve Guide	14	.75	KMO 464	Rock—Piston & Valve	15	5.00
KMO 142	Pliers—Brake Spring	49	3.40	KMO 467	Feelers—Valve	15	.90
KMO 144	Tester—Fuel Pump	14	10.00	KMO 475	Threading Die—Axle	41	5.00
KMO 145	Clamps—Brake Cylinder	49	1.25	KMO 479	Gauge—Brake Shoe Feeler	50	.50
KMO 187-1	Wrench—Cylinder Head	14	2.20	KMO 484	Lifter—Valve Spring	15	1.85
				KMO 486	Wrench—Stud	15	3.50
				KMO 487	Wrench—Caster & Camber	47	.10
				KMO 495	File—Piston Ring	15	3.50
				KMO 496	Aligner—Connecting Rod	15	55.00
				KMO 497	Test Kit—Hydraulic & Vac.	50	37.00
				KMO 499	Solder Iron—Electric	53	8.00
				KMO 500	Leak Detector—Oil	15	29.75
				KMO 503	Brush—Battery Cleaning	15	1.55
				KMO 506-A	Gauge Set—Regulator	16	7.85
				KMO 526	Wrench—Brake Spring Remover & Replacer	50	1.40
				KMO 555	None—Piston Pin	16	17.25

PART NO.	DESCRIPTION	PAGE	PRICE	PART NO.	DESCRIPTION	PAGE	PRICE
KMO 555-4	Hone Blades—Piston Pin 1" to 1 1/16"	16	\$3.50	KMO 702	Bench Vise 4"	54	\$26.05
KMO 570	Wrench—Wheel Brg. Nut	41	2.25	KMO 703	Bench Vise 4 1/2"	54	29.40
KMO 584	Insertor—Piston 3 3/32"	16	2.00	KMO 704	Bench Vise 5"	54	50.40
KMO 585	Insertor—Piston 3 1/16"	16	2.00	KMO 705	Heavy Duty Vise 4"	54	28.55
KMO 598	Leak Detector—Cool System	16	12.50	KMO 706	Heavy Duty Vise 4 1/2"	54	33.60
KMO 601	Pliers—Door Handle	52	.60	KMO 707	Dummy Pin—Rocker Arm	16	.30
KMO 607	Tester—Clutch & Valve Spr.	16	17.75	KMO 709-A	6 Ft. Steel Bench (with drawer)	54	37.65
KMO 613	Flex Tool Vac. Diaphragm	16	.10	KMO 710-A	6 Ft. Steel Bench (less drawer)	54	32.90
KMO 614	Reamer—Knuckle Bushing	47	15.50	KMO 712	Compressor—Ring 3 3/8"	16	2.00
KMO 616	Wrench—Steer Lock Nut	47	2.65	KMO 713	Compressor—Ring 3 1/2"	16	2.00
KMO 619	Arbor Press—3 Ton Bench Type	53	65.00	KMO 715	Drill (1/4" Electric)	54	37.00
KMO 621	Pliers—Brake Spring	50	2.35	KMO 716	Drill (1/2" Electric)	54	85.00
KMO 623	Clip Set—Window Spring	52	.90	KMO 717	Drill (3/8" Electric)	54	71.00
KMO 629	Wrench—Tension (0-50 ft. lbs.)	53	9.75	KMO 718	Bench Grinder (6")	54	55.50
KMO 630	Pliers—Snap Ring	24, 27	4.25	KMO 720	Hammer—Copper	54	1.95
KMO 631	Gauge—Cylinder Check	16	21.00	KMO 734	Remover—Main Brg. Insert	16	.90
KMO 638	Cutter—Cylinder Ridge (J 4584)	16	8.75	KMO 735	Compressors—Front Spring	48	14.50
KMO 641	Key Catcher—Valve	16	1.10	KMO 738	Wrench—Pitman Arm Nut	47	2.30
KMO 642	Lifter—Valve	16	7.00	KMO 740	Compressor—Ring 3 3/16"	17	2.00
KMO 643	Aligner—Distr. Point	16	3.50	KMO 754	Hone—Piston Pin	17	15.75
KMO 644	Arbor Press—10 Ton Bench Type	53	36.00	KMO 913	Gauge—Cylinder Check	17	19.00
KMO 652	Wrench—Tension (0-50 in. lbs.)	53	37.50	KMO 916	Oil Strainer Installer	17	3.20
KMO 653	Adapter—Tension Wrench	53	1.15	KMO 967	Valve Lapper (Air Operated)	17	21.75
KMO 654	Reamer—Knuckle Bushing	47	11.85	KMO 1000-A	Hone—Cylinder	17	49.50
KMO 655	Wrench—Filter Bowl	16	4.25	KMO 1026-A	Injector—Oil	48	1.15
KMO 667	Wrench—Tension (0-150 in. lbs.)	53	16.50	KMO 1043-B	Key Chev. Performance	17	2.75
KMO 670	Test Harness—Drivemaster	24	5.45	KMO 7004	Brush—Carbon Removing	17	1.60
KMO 671	Cutter—Sheet Metal	52	5.75	N 330	Driver—Knuckle Bushing	47	2.10
KMO 679	Puller & Driver—Jacket Brg.	47	8.95	N 353	Driver—Mast Jacket Bush.	47	5.95
KMO 685	Remover—Remote Control	52	.30	N 383	Drift—Brass	54	1.75
KMO 687	Gauge—Hydraulic Pressure	52	12.00	PR 131	Reamer—Valve Guide	17	5.35
KMO 692	Adapter—Tension Wrench	53	1.10	T 126-R	Puller—Crankshaft Gear	17	5.55
KMO 695	Adjuster Bit—Steer Worm	47	1.95	TR 278-R	Puller Set—Diff. Bearing	24, 41	11.80
KMO 701	Bench Vise 3"	54	21.85	U 4-B	Text Fixture—Ring Gear	41	42.85



*Use the right tool . . .
Use the tool right*

KENT-MOORE ORGANIZATION INC.

ENGINEERS AND MANUFACTURERS OF SERVICE TOOLS AND EQUIPMENT

Executive Offices: GENERAL MOTORS BLDG. • DETROIT 2, MICHIGAN
Factories & General Office: JACKSON, MICHIGAN

COPYRIGHT 1950 KENT-MOORE ORGANIZATION INC.