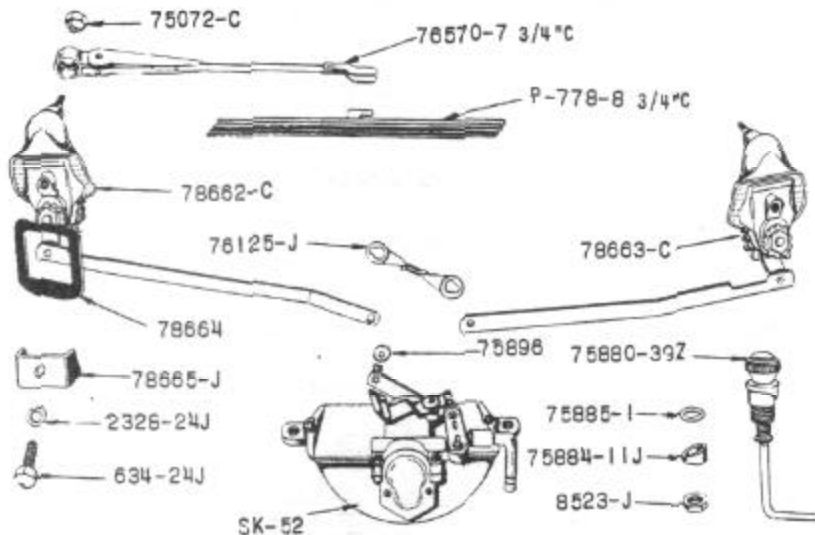



EQUIPMENT AND SERVICE
SPECIFICATIONS



HUDSON - 1940-1947

TRICO**EQUIPMENT AND SERVICE
SPECIFICATIONS****Hudson**YEAR **1940**

MODEL

CLOSED
40 to 43
44, 47PAGE NO. **HU-1**DATE **5/49****SERVICE INFORMATION****INSTALLATION TYPE -2A**Estimated Time for Removal and
InstallationMotor **1/2 hour**
Motor and Linkage **1 hour**

Vacuum Source - Pump on some cars.

ACCESSORY EQUIPMENTPassenger Side Linkage Set **AA-151-1**

PART NAME	PART NUMBER	CAR BUILDERS PART NO.	SERVICE PART NUMBER
BLADE	P-778-8 3/4\"C		U-778-9\"C
DRIVER (LEFT SIDE) ARM	76570-7 3/4\"C		AL-50
PASS. (RIGHT SIDE) ARM			
DRIVER (LEFT SIDE) MOTOR	SK-52		SK-704-1 with BC-46
PASS. (RIGHT SIDE) MOTOR			
HOSE	848		
DRIVER (LEFT SIDE) LINKAGE	78662-C		G-78662-C
PASS. (RIGHT SIDE) LINKAGE	78663-C		G-78663-C
CONTROL	75880-39Z		

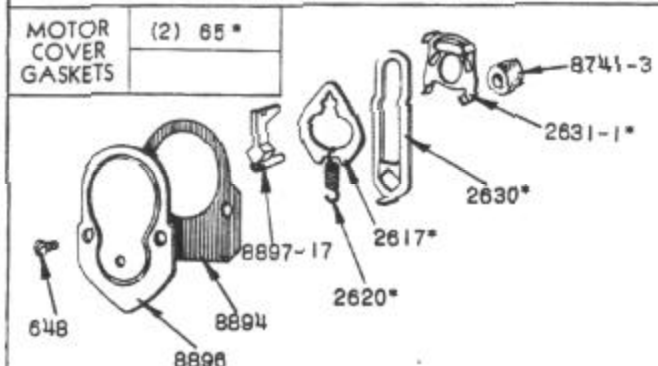
REPAIR PARTS

AVAILABLE THRU AUTHORIZED SERVICE DISTRIBUTORS

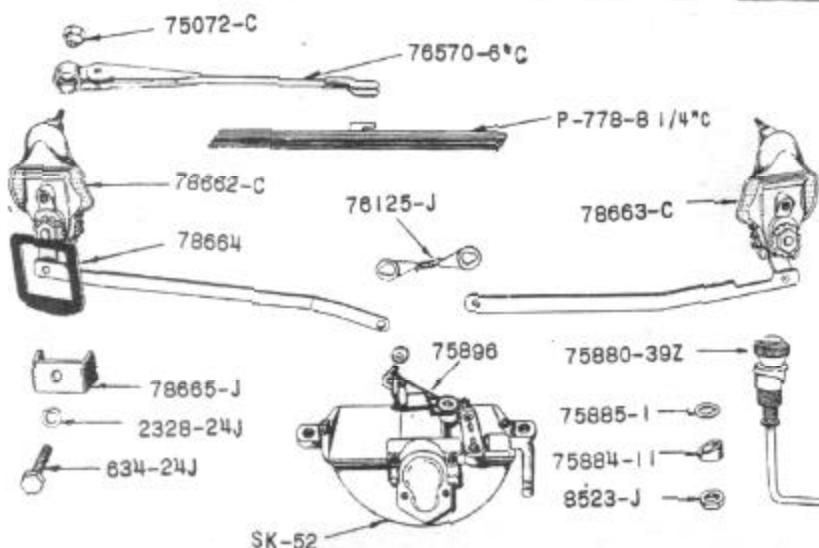
MOTOR REPAIR KIT	MOTOR KICKER	MOTOR SHAFT	LINKAGE REPAIR KIT
Sp. 1075	8897-17	76235-J	Sp. 1083

MOTOR VALVE PARTS


AVAILABLE THRU AUTHORIZED SERVICE DISTRIBUTORS



* PACKED IN REPAIR KIT WITH PADDLE ASSEMBLY

TRICO**EQUIPMENT AND SERVICE
SPECIFICATIONS****Hudson**YEAR **1940**

MODEL

 CONVERTIBLE
COUPE and
BROUGHAM 40
PAGE NO. **HU-2**DATE **5/49****SERVICE INFORMATION****INSTALLATION TYPE - 2A**
 Estimated Time for Removal and
Installation

 Motor 1/2 hour
 Motor and Linkage 1 hour

 Use bellcrank BC-46 with SK-704-1
as a replacement motor on this
model.

Vacuum Source - Pump on some cars.

PART NAME	PART NUMBER	CAR BUILDERS PART NO.	SERVICE PART NUMBER
BLADE	P-778-8 1/4*C		U-778-8 1/4*C
DRIVER (LEFT SIDE) ARM	76570-8*C		AL-50
PASS. (RIGHT SIDE)	"		"
DRIVER (LEFT SIDE) MOTOR	SK-52		SK-704-1 with BC-46
PASS. (RIGHT SIDE)			
HOSE	848		
DRIVER (LEFT SIDE) LINKAGE	76662-C		G-77792-C
PASS. (RIGHT SIDE)	76663-C		G-77793-C
CONTROL	75880-39Z		

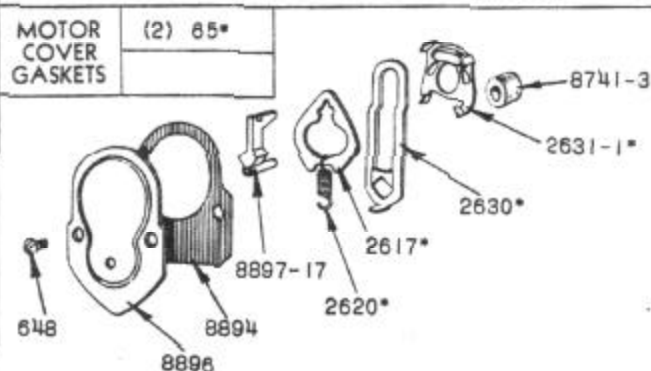
REPAIR PARTS

AVAILABLE THRU AUTHORIZED SERVICE DISTRIBUTORS

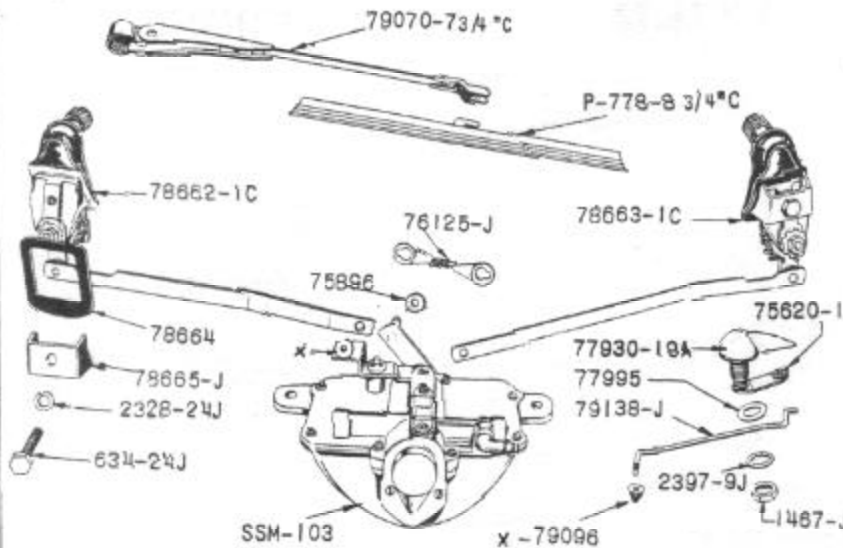
MOTOR REPAIR KIT	MOTOR KICKER	MOTOR SHAFT	LINKAGE REPAIR KIT
Sp. 1075	8897-17	76235-J	Sp. 1083

MOTOR VALVE PARTS

AVAILABLE THRU AUTHORIZED SERVICE DISTRIBUTORS



* PACKED IN REPAIR KIT WITH PADDLE ASSEMBLY


TRICO**EQUIPMENT AND SERVICE
SPECIFICATIONS****Hudson**YEAR **1941**

MODEL

CLOSED and BROUGHAM
DELUXE and SUPER 8
COMMODORE 8 and 8

PAGE NO. HU-3

DATE 5/49

SERVICE INFORMATION

INSTALLATION TYPE - 2A

Estimated Time for Removal and
InstallationMotor 1/2 hour
Motor and Linkage 1 hour

Vacuum Source - Pump on some cars.

PART NAME	PART NUMBER	CAR BUILDERS PART NO.	SERVICE PART NUMBER
BLADE	P-778-8 3/4\"C		U-778-8\"C
DRIVER (LEFT SIDE) ARM PASS. (RIGHT SIDE)	79070-7 1/4\"C *		AL-50 *
DRIVER (LEFT SIDE) MOTOR PASS. (RIGHT SIDE)	SSM-103		
HOSE	848		
DRIVER (LEFT SIDE) LINKAGE PASS. (RIGHT SIDE)	78662-1C 78663-1C		G-78662-1C G-78663-1C
CONTROL	77930-19A		

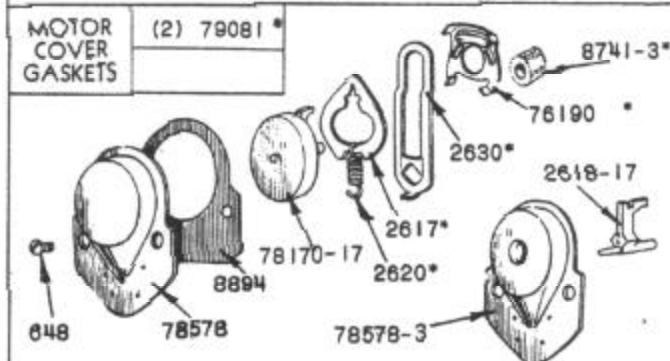
REPAIR PARTS

AVAILABLE THRU AUTHORIZED SERVICE DISTRIBUTORS

MOTOR REPAIR KIT	MOTOR KICKER	MOTOR SHAFT	LINKAGE REPAIR KIT
Sp. 1082	78170-17	78057-5J	Sp. 1083-1

MOTOR VALVE PARTS

AVAILABLE THRU AUTHORIZED SERVICE DISTRIBUTORS

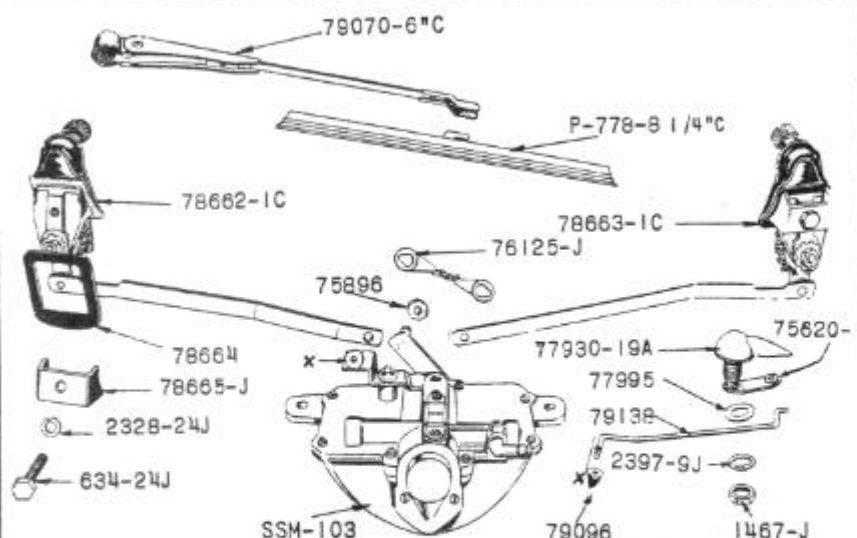


* PACKED IN REPAIR KIT WITH PADDLE ASSEMBLY



EQUIPMENT AND SERVICE SPECIFICATIONS

Hudson



YEAR

1941

MODEL

CONVERTIBLE
DELUXE and SUPER 8
COMMODORE 8 and 8


PAGE NO.

HU-4

DATE

5/49

SERVICE INFORMATION



INSTALLATION TYPE - 2A

Estimated Time for Removal and Installation

Motor 1/2 hour
Motor and Linkage 1 hour

PART NAME	PART NUMBER	CAR BUILDERS PART NO.	SERVICE PART NUMBER
BLADE	P-778-8±*C		U-778-8±*C
DRIVER (LEFT SIDE) ARM	79070-6*C		AL-50
PASS. (RIGHT SIDE)	*		*
DRIVER (LEFT SIDE) MOTOR	SSM-103		
PASS. (RIGHT SIDE)			
HOSE	648		
DRIVER (LEFT SIDE) LINKAGE	78662-1C		G-78662-1C
PASS. (RIGHT SIDE)	78663-1C		G-78663-1C
CONTROL	77930-19A		

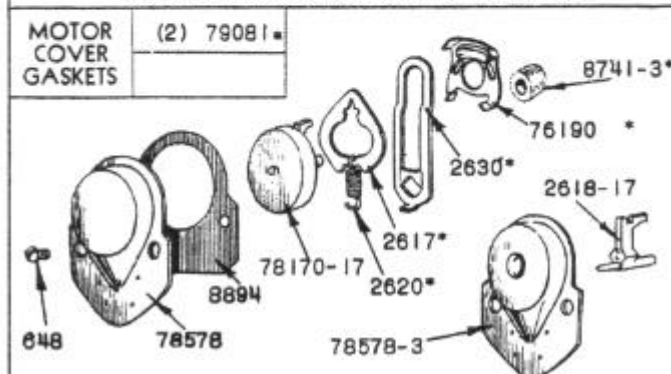
REPAIR PARTS

AVAILABLE THRU AUTHORIZED SERVICE DISTRIBUTORS

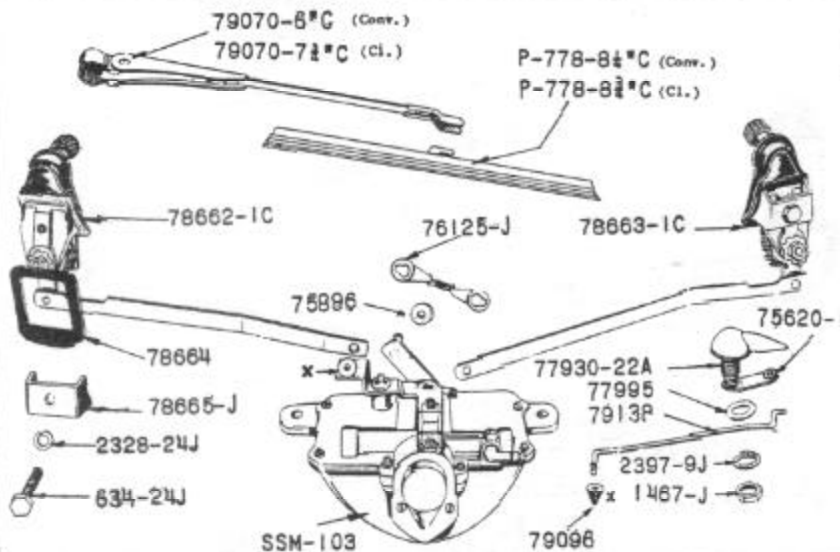

MOTOR REPAIR KIT	MOTOR KICKER	MOTOR SHAFT	LINKAGE REPAIR KIT
Sp. 1082-1	78170-17	79057-5J	Sp. 1083-1

MOTOR VALVE PARTS

AVAILABLE THRU AUTHORIZED SERVICE DISTRIBUTORS



* PACKED IN REPAIR KIT WITH PADDLE ASSEMBLY

TRICO**EQUIPMENT AND SERVICE
SPECIFICATIONS****Hudson**YEAR **1946** **1942**
(Early)MODEL
(1946)
CLOSED ALL MODELS
(1942)
CONVERTIBLE & BROUGHAM
CLOSED
ALL MODELSPAGE NO.
HU-5DATE
5/49**SERVICE INFORMATION****INSTALLATION TYPE - 2A**Estimated Time for Removal and
InstallationMotor 1/2 hour
Motor and Linkage 1 hour**MOTOR REMOVAL**On model equipped with radio, it
will be necessary to drop the radio
before removing the wiper motor.**CONTROL**On 1946 models use control assembly
Part No. 77930-23A and control wire
Part No. 79138-1 for special radio
equipped cars.**ACCESSORY EQUIPMENT**Rear Window Wiper Set
Sedan Sp. 2476-1A

PART NAME	PART NUMBER	CAR BUILDERS PART NO.	SERVICE PART NUMBER
BLADE	P-778-8 1/2* C (Conv.) P-778-8 1/2* C (Cl.) 142398		U-778-9* C
DRIVER (LEFT SIDE) ARM	79070-8* C (Conv.)		AL-50
PASS. (RIGHT SIDE)	79070-7 1/2* C (Cl.) 148728		"
DRIVER (LEFT SIDE) MOTOR	SSM-103	148154	
PASS. (RIGHT SIDE)			
HOSE	848		
DRIVER (LEFT SIDE) LINKAGE	78662-1C	148153	G-78662-1C
PASS. (RIGHT SIDE)	78663-1C	148152	G-78663-1C
CONTROL	77930-22A	204175	

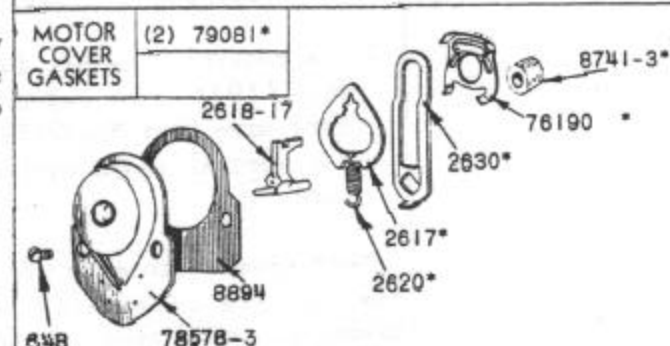
REPAIR PARTS

AVAILABLE THRU AUTHORIZED SERVICE DISTRIBUTORS

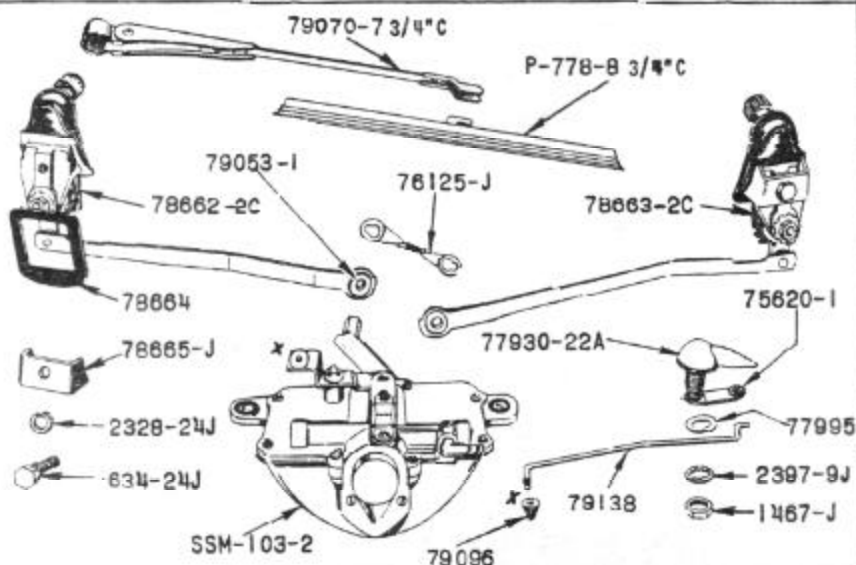
MOTOR REPAIR KIT	MOTOR KICKER	MOTOR SHAFT	LINKAGE REPAIR KIT
Sp. 1082-1	2618-17	79057-5J	Sp. 1083-1

MOTOR VALVE PARTS

AVAILABLE THRU AUTHORIZED SERVICE DISTRIBUTORS



* PACKED IN REPAIR KIT WITH PADDLE ASSEMBLY


TRICO**EQUIPMENT AND SERVICE
SPECIFICATIONS****Hudson**

YEAR
1947 1946 (Late,
MODEL

CLOSED
ALL MODELS

PAGE NO. HU-6

DATE Revised 5/49

SERVICE INFORMATION**INSTALLATION TYPE - 2A**

Estimated Time for Removal and
Installation

Motor 1/2 hour
Motor and Linkage 1 hour

MOTOR REMOVAL

On model equipped with radio, it
will be necessary to drop the radio
before removing the wiper motor.

† Use control assembly Part
No. 77930-23A and con-
trol wire Part No. 79138-1
for special radio equipped
cars.

Rubber grommet inserts are used in
the linkage connecting arms and
hexagonal swaged type oilless bronze
bearing drive studs are incorporated
on the motor driving lever.

Service Information continued
See other side

PART NAME	PART NUMBER	CAR BUILDERS PART NO	SERVICE PART NUMBER
BLADE	P-778-8 1/2" C	142398	U-778-9" C
DRIVER (LEFT SIDE) ARM	79070-7 1/4" C	148728	AL-50
PASS. (RIGHT SIDE)	"		"
DRIVER (LEFT SIDE) MOTOR	SSM-103-2	209592	
PASS. (RIGHT SIDE)			
HOSE	848		
DRIVER (LEFT SIDE) LINKAGE	78662-2C	209591	G-78662-2C
PASS. (RIGHT SIDE)	78663-2C	209590	G-78663-2C
CONTROL	77930-22A +	204175	

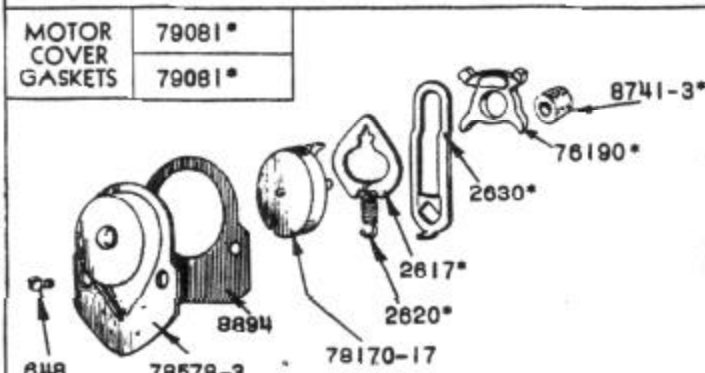
REPAIR PARTS

AVAILABLE THRU AUTHORIZED SERVICE DISTRIBUTORS

MOTOR REPAIR KIT	MOTOR KICKER	MOTOR SHAFT	LINKAGE REPAIR KIT
Sp. 1082-1	78170-17	81269-6J	Sp. 1083-1

MOTOR VALVE PARTS

AVAILABLE THRU AUTHORIZED SERVICE DISTRIBUTORS



* PACKED IN REPAIR KIT WITH PADDLE ASSEMBLY

